WIFI	Band 1 5150~5250MHz Band Edge @ 3m	
ANT	802.11ac VHT40 CH38 5190MHz - R	
6+7	Vertical	Fundamental
Peak	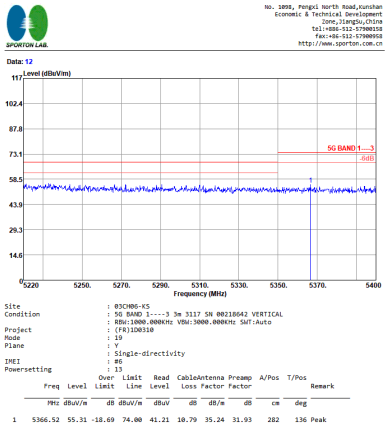	Left blank
Avg.	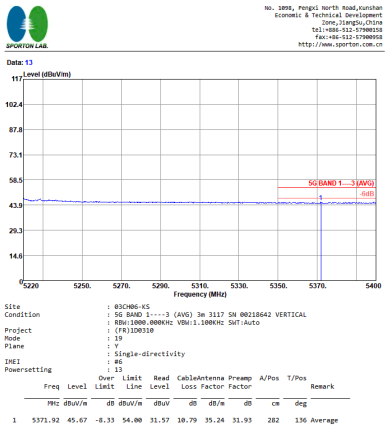	Left blank

Band 1 5150~5250MHz

WIFI 802.11ac VHT80 (Band Edge @ 3m)

WIFI	Band 1 5150~5250MHz Band Edge @ 3m	
ANT	802.11ac VHT80 CH42 5210MHz - L	
6+7	Horizontal	Fundamental
Peak	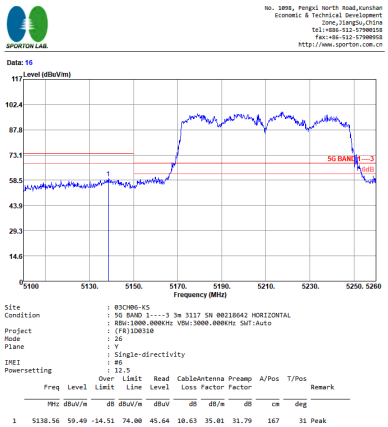	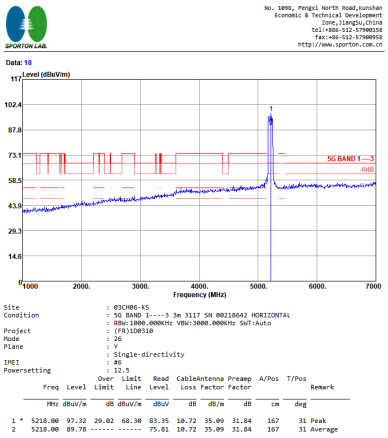
Avg.	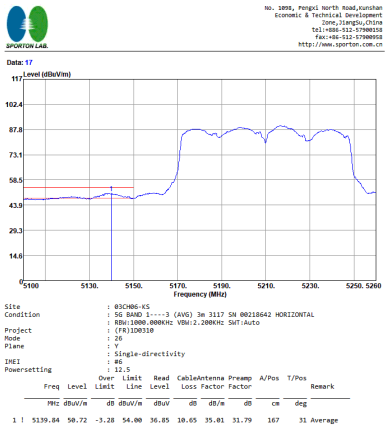	Left blank

WIFI	Band 1 5150~5250MHz Band Edge @ 3m	
ANT	802.11ac VHT80 CH42 5210MHz - R	
6+7	Horizontal	Fundamental
Peak	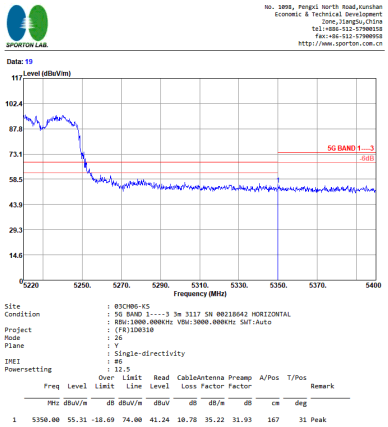	Left blank
Avg.	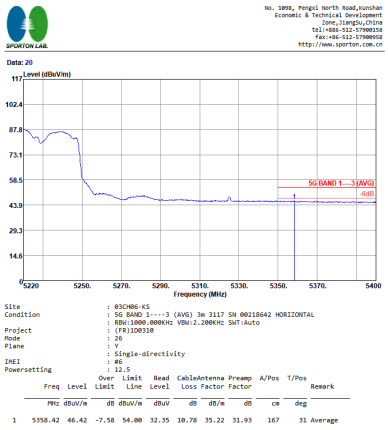	Left blank

WIFI	Band 1 5150~5250MHz Band Edge @ 3m	
ANT	802.11ac VHT80 CH42 5210MHz - L	
6+7	Vertical	Fundamental
Peak	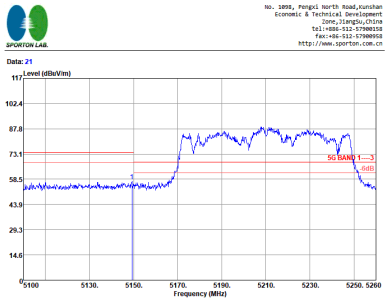 Site : 03CH06-KS Condition : 5G BAND 1----3 3m 3117 SN 00210642 VERTICAL : RBW:1000.000KHz VBW:3000.000KHz SWT:Auto Project : (FR)1D0310 Mode : 26 Plane : Y : Single-directivity IMEI : #6 Powersetting : 12.5 Freq Level Over Limit Limit Read Level Cable Loss Antenna Factor Preamp Factor A/Pos T/Pos Remark MHz dBuV/m dB dBuV/m dBuV dB dB/m dB cm deg 1 5149.28 57.24 -16.76 74.00 43.37 10.65 35.03 31.81 192 26 Peak	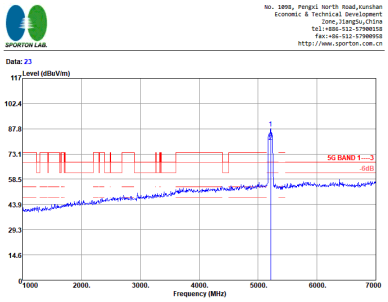 Site : 03CH06-KS Condition : 5G BAND 1----3 3m 3117 SN 00210642 VERTICAL : RBW:1000.000KHz VBW:3000.000KHz SWT:Auto Project : (FR)1D0310 Mode : 26 Plane : Y : Single-directivity IMEI : #6 Powersetting : 12.5 Freq Level Over Limit Limit Read Level Cable Loss Antenna Factor Preamp Factor A/Pos T/Pos Remark MHz dBuV/m dB dBuV/m dBuV dB dB/m dB cm deg 1 * 5212.00 87.99 19.69 68.30 74.02 10.72 35.09 31.84 192 26 Peak 2 5212.00 80.30 ------ ------ 66.33 10.72 35.09 31.84 192 26 Average
Avg.	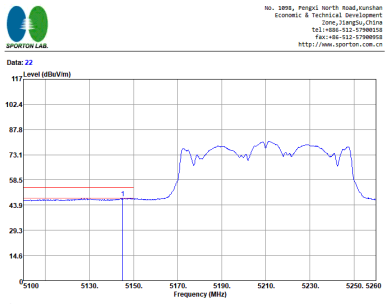 Site : 03CH06-KS Condition : 5G BAND 1----3 (AVG) 3m 3117 SN 00210642 VERTICAL : RBW:1000.000KHz VBW:2.200KHz SWT:Auto Project : (FR)1D0310 Mode : 26 Plane : Y : Single-directivity IMEI : #6 Powersetting : 12.5 Freq Level Over Limit Limit Read Level Cable Loss Antenna Factor Preamp Factor A/Pos T/Pos Remark MHz dBuV/m dB dBuV/m dBuV dB dB/m dB cm deg 1 5145.12 47.82 -6.18 54.00 33.95 10.65 35.03 31.81 192 26 Average	Left blank

WIFI	Band 1 5150~5250MHz Band Edge @ 3m	
ANT	802.11ac VHT80 CH42 5210MHz - R	
6+7	Vertical	Fundamental
Peak	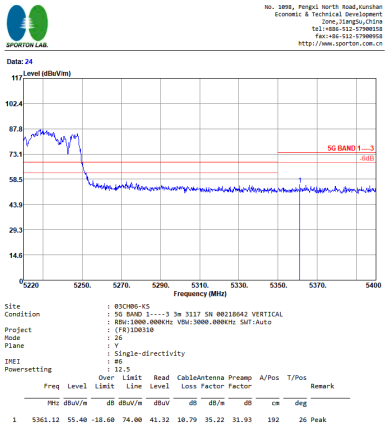	Left blank
Avg.	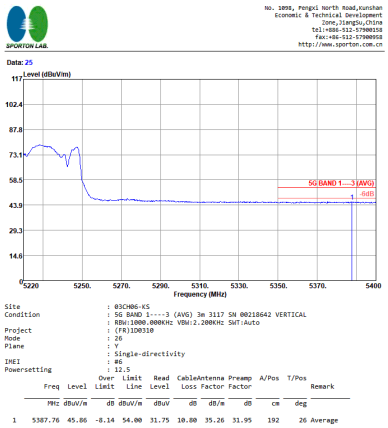	Left blank

Band 1 - 5150~5250MHz

WIFI 802.11a (Harmonic @ 3m)

WIFI	Band 1 5150~5250MHz Harmonic @ 3m	
ANT	802.11a CH36 5180MHz	
6+7	Horizontal	Vertical
Peak Avg.	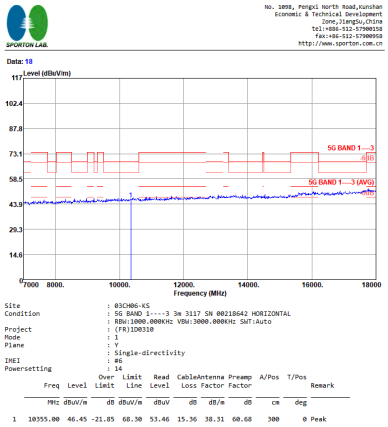 Site : 03CH06-KS Condition : 5G BAND 1----3 3m 3117 SN 00218642 HORIZONTAL : RBW:1000.000KHz VBW:3000.000KHz SWT:Auto Project : (FR)1D0310 Mode : 1 Plane : Y : Single-directivity IMEI : #6 Powersetting : 14 Freq Level Over Limit Limit Read Level Line CableLoss Antenna Factor Preamp Factor A/Pos T/Pos Remark MHz dBuV/m dB dBuV/m dBuV dB dB/m dB cm deg 1 10355.00 46.45 -21.85 68.30 53.46 15.36 38.31 60.68 300 0 Peak	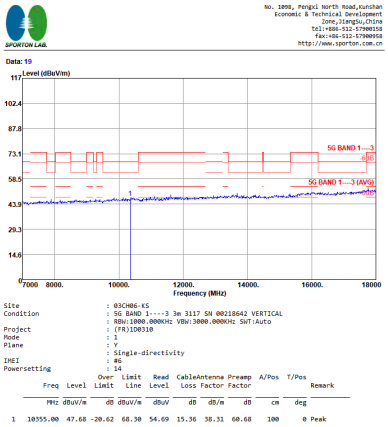 Site : 03CH06-KS Condition : 5G BAND 1----3 3m 3117 SN 00218642 VERTICAL : RBW:1000.000KHz VBW:3000.000KHz SWT:Auto Project : (FR)1D0310 Mode : 1 Plane : Y : Single-directivity IMEI : #6 Powersetting : 14 Freq Level Over Limit Limit Read Level Line CableLoss Antenna Factor Preamp Factor A/Pos T/Pos Remark MHz dBuV/m dB dBuV/m dBuV dB dB/m dB cm deg 1 10355.00 47.68 -20.62 68.30 54.69 15.36 38.31 60.68 100 0 Peak

WIFI	Band 1 5150~5250MHz Harmonic @ 3m	
ANT	802.11a CH44 5220MHz	
6+7	Horizontal	Vertical
Peak Avg.	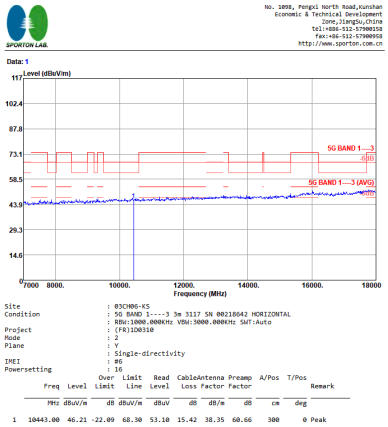 Site : 03CH06-KS Condition : 5G BAND 1----3 3m 3117 SN 00210642 HORIZONTAL : RBW:1000.000KHz VBW:3000.000KHz SWT:Auto Project : (FR)1D0310 Mode : 2 Plane : V : Single-directivity IMEI : #6 Powersetting : 16 Freq Level Over Limit Limit Read Level Cable Loss Antenna Factor Preamp Factor A/Pos T/Pos Remark MHz dBuV/m dB dBuV/m dBuV dB dB/m dB cm deg 1 10443.00 46.21 -22.09 68.30 53.10 15.42 38.35 60.66 300 0 Peak	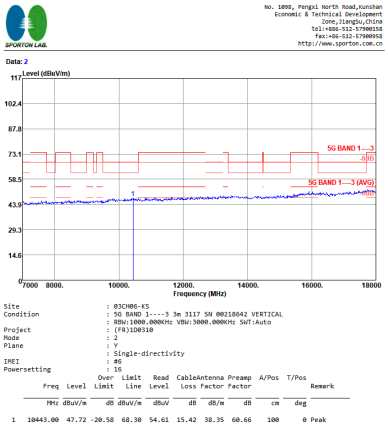 Site : 03CH06-KS Condition : 5G BAND 1----3 3m 3117 SN 00210642 VERTICAL : RBW:1000.000KHz VBW:3000.000KHz SWT:Auto Project : (FR)1D0310 Mode : 2 Plane : V : Single-directivity IMEI : #6 Powersetting : 16 Freq Level Over Limit Limit Read Level Cable Loss Antenna Factor Preamp Factor A/Pos T/Pos Remark MHz dBuV/m dB dBuV/m dBuV dB dB/m dB cm deg 1 10443.00 47.72 -20.58 68.30 54.61 15.42 38.35 60.66 100 0 Peak

WIFI	Band 1 5150~5250MHz Harmonic @ 3m	
ANT	802.11a CH48 5240MHz	
6+7	Horizontal	Vertical
Peak Avg.	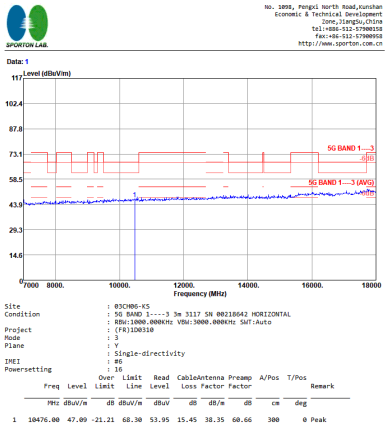	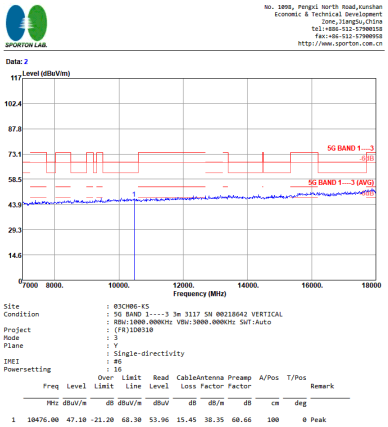

Band 1 5150~5250MHz

WIFI 802.11ac VHT20 (Harmonic @ 3m)

WIFI	Band 1 5150~5250MHz Harmonic @ 3m	
ANT	802.11ac VHT20 CH36 5180MHz	
6+7	Horizontal	Vertical
Peak Avg.	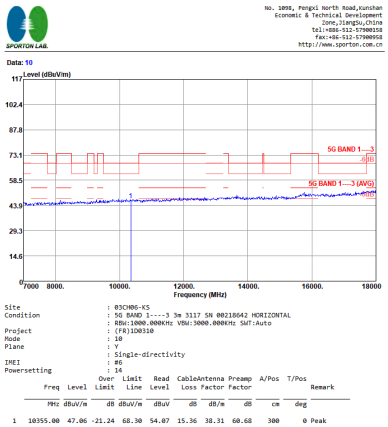 	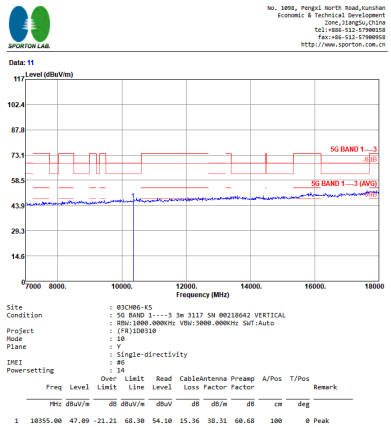

WIFI	Band 1 5150~5250MHz Harmonic @ 3m	
ANT	802.11ac VHT20 CH44 5220MHz	
6+7	Horizontal	Vertical
Peak Avg.	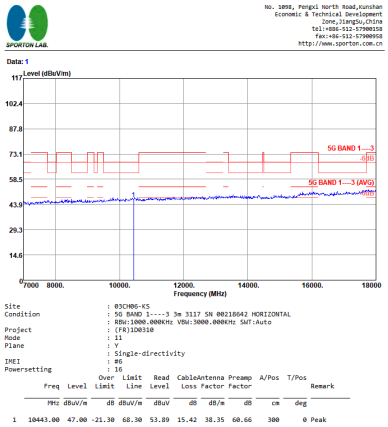	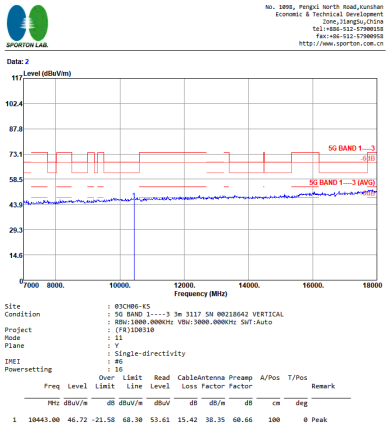

WIFI	Band 1 5150~5250MHz Harmonic @ 3m	
ANT	802.11ac VHT20 CH48 5240MHz	
6+7	Horizontal	Vertical
Peak Avg.	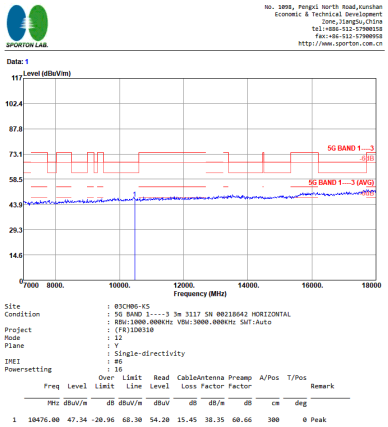	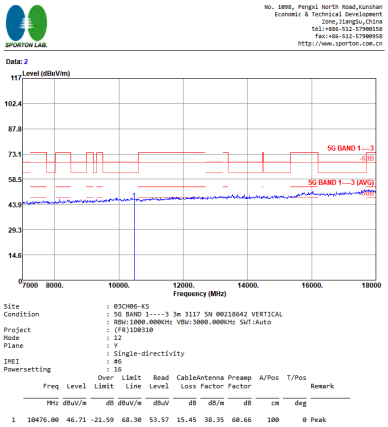

Band 1 5150~5250MHz

WIFI 802.11ac VHT40 (Harmonic @ 3m)

WIFI	Band 1 5150~5250MHz Harmonic @ 3m	
ANT	802.11ac VHT40 CH38 5190MHz	
6+7	Horizontal	Vertical
Peak Avg.	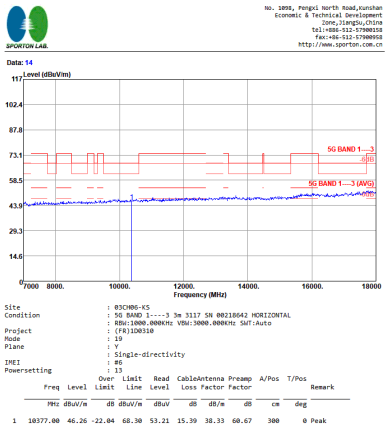 Site : 03CH06-KS Condition : 5G BAND 1----3 3m 3117 SN 00210642 HORIZONTAL : RBW:1000.000KHz VBW:3000.000KHz SWT:Auto Project : (FR)1D0310 Mode : 19 Plane : Y : Single-directivity IMEI : #6 Powersetting : 13 Freq Level Over Limit Limit Line Read Level CableLoss Antenna Factor Preamp Factor A/Pos T/Pos Remark MHz dBuV/m dB dBuV/m dBuV dB dB/m dB cm deg 1 10377.00 46.26 -22.04 68.30 53.21 15.39 38.33 60.67 300 0 Peak	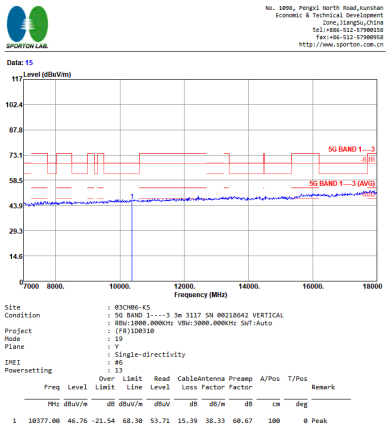 Site : 03CH06-KS Condition : 5G BAND 1----3 3m 3117 SN 00210642 VERTICAL : RBW:1000.000KHz VBW:3000.000KHz SWT:Auto Project : (FR)1D0310 Mode : 19 Plane : Y : Single-directivity IMEI : #6 Powersetting : 13 Freq Level Over Limit Limit Line Read Level CableLoss Antenna Factor Preamp Factor A/Pos T/Pos Remark MHz dBuV/m dB dBuV/m dBuV dB dB/m dB cm deg 1 10377.00 46.76 -21.54 68.30 53.71 15.39 38.33 60.67 100 0 Peak

WIFI	Band 1 5150~5250MHz Harmonic @ 3m	
ANT	802.11ac VHT40 CH46 5230MHz	
6+7	Horizontal	Vertical
Peak Avg.	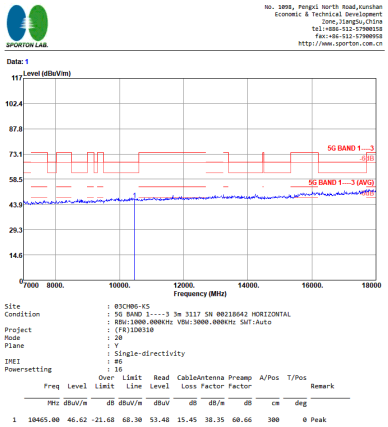 	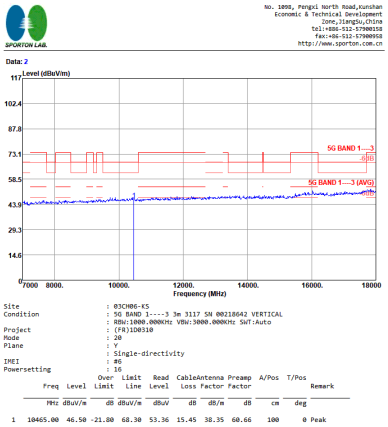

Band 1 5150~5250MHz

WIFI 802.11ac VHT80 (Harmonic @ 3m)

WIFI	Band 1 5150~5250MHz Harmonic @ 3m	
ANT	802.11ac VHT80 CH42 5210MHz	
6+7	Horizontal	Vertical
Peak Avg.	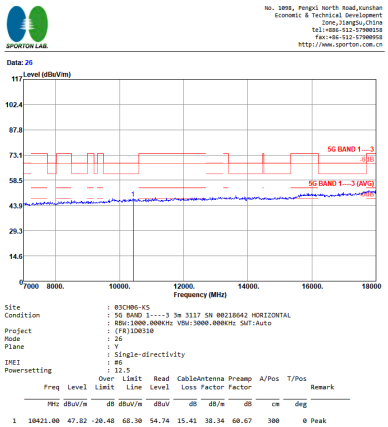 Data: 26 Site : 03CH06-KS Condition : 5G BAND 1----3 3m 3117 SN 00210642 HORIZONTAL : RBW:1000.000KHz VBW:3000.000KHz SWT:Auto Project : (FR)1D0310 Mode : 26 Plane : Y : Single-directivity IMEI : #6 Powersetting : 12.5 Freq Level Over Limit Limit Line Read Level Cable Loss Antenna Factor Preamp Factor A/Pos T/Pos Remark MHz dBuV/m dB dBuV/m dBuV dB dB/m dB cm deg 1 10421.00 47.82 -20.48 68.30 54.74 15.41 38.34 60.67 300 0 Peak	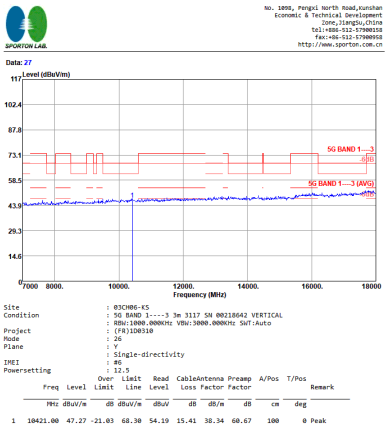 Data: 27 Site : 03CH06-KS Condition : 5G BAND 1----3 3m 3117 SN 00210642 VERTICAL : RBW:1000.000KHz VBW:3000.000KHz SWT:Auto Project : (FR)1D0310 Mode : 26 Plane : Y : Single-directivity IMEI : #6 Powersetting : 12.5 Freq Level Over Limit Limit Line Read Level Cable Loss Antenna Factor Preamp Factor A/Pos T/Pos Remark MHz dBuV/m dB dBuV/m dBuV dB dB/m dB cm deg 1 10421.00 47.27 -21.03 68.30 54.19 15.41 38.34 60.67 100 0 Peak

Band 2 - 5250~5350MHz

WIFI 802.11a (Band Edge @ 3m)

WIFI	Band 2 5250~5350MHz Band Edge @ 3m	
ANT	802.11a CH64 5320MHz	
6+7	Horizontal	Fundamental
Peak	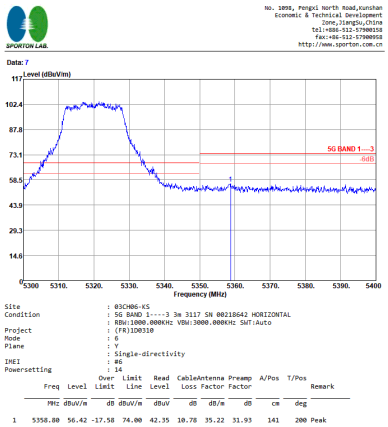	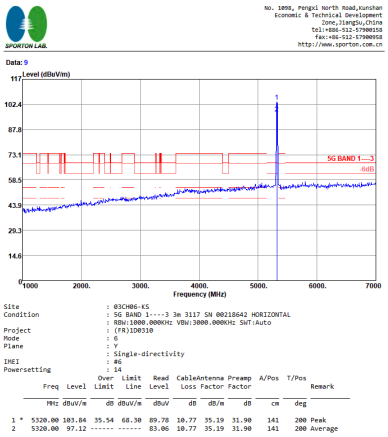
Avg.	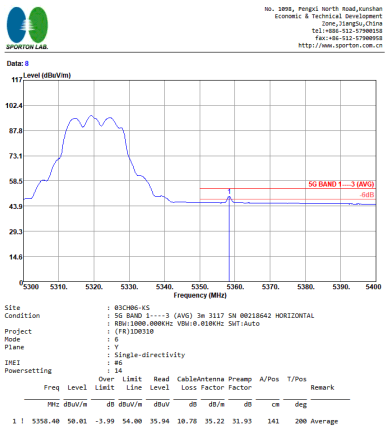	Left blank

WIFI	Band 2 5250~5350MHz Band Edge @ 3m	
ANT	802.11a CH64 5320MHz	
6+7	Vertical	Fundamental
Peak	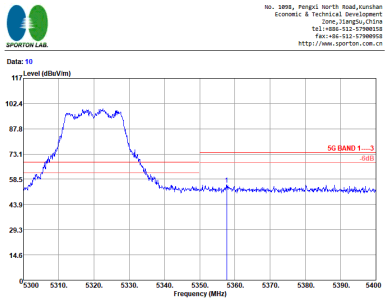 Site : 03CH06-KS Condition : 5G BAND 1----3 3m 3117 SN 00210642 VERTICAL : RBW:1000.000KHz VBW:3000.000KHz SWT:Auto Project : (FR)1D0310 Mode : 6 Plane : Y : Single-directivity IMEI : #6 Powersetting : 14 Freq Level Over Limit Limit Line Read Level Cable Loss Antenna Factor Preamp Factor A/Pos T/Pos Remark MHz dBuV/m dB dBuV/m dBuV dB dB/m dB cm deg 1 5357.70 55.29 -18.71 74.00 41.22 10.78 35.22 31.93 365 262 Peak	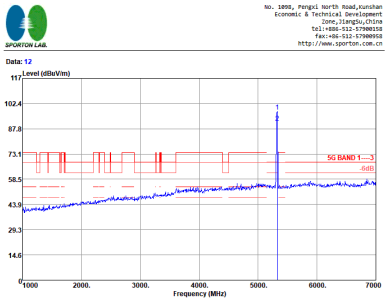 Site : 03CH06-KS Condition : 5G BAND 1----3 3m 3117 SN 00210642 VERTICAL : RBW:1000.000KHz VBW:3000.000KHz SWT:Auto Project : (FR)1D0310 Mode : 6 Plane : Y : Single-directivity IMEI : #6 Powersetting : 14 Freq Level Over Limit Limit Line Read Level Cable Loss Antenna Factor Preamp Factor A/Pos T/Pos Remark MHz dBuV/m dB dBuV/m dBuV dB dB/m dB cm deg 1 * 5326.00 97.71 29.41 68.30 83.66 10.77 35.19 31.91 365 262 Peak 2 5326.00 91.36 ------ ------ 77.31 10.77 35.19 31.91 365 262 Average
Avg.	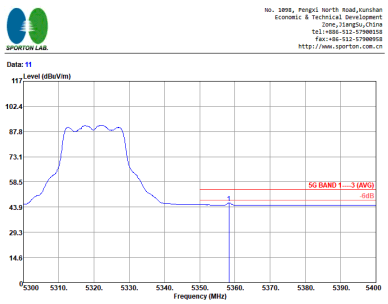 Site : 03CH06-KS Condition : 5G BAND 1----3 (AVG) 3m 3117 SN 00210642 VERTICAL : RBW:1000.000KHz VBW:0.010KHz SWT:Auto Project : (FR)1D0310 Mode : 6 Plane : Y : Single-directivity IMEI : #6 Powersetting : 14 Freq Level Over Limit Limit Line Read Level Cable Loss Antenna Factor Preamp Factor A/Pos T/Pos Remark MHz dBuV/m dB dBuV/m dBuV dB dB/m dB cm deg 1 5358.30 46.36 -7.64 54.00 32.29 10.78 35.22 31.93 365 262 Average	Left blank

Band 2 5250~5350MHz

WIFI 802.11ac VHT20 (Band Edge @ 3m)

WIFI	Band 2 5250~5350MHz Band Edge @ 3m	
ANT	802.11ac VHT20 CH64 5320MHz	
6+7	Horizontal	Fundamental
Peak	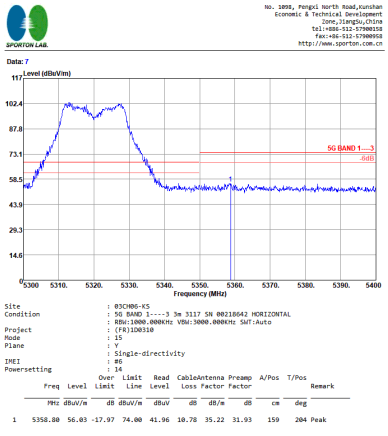	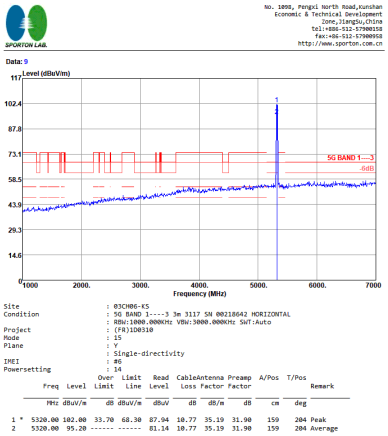
Avg.	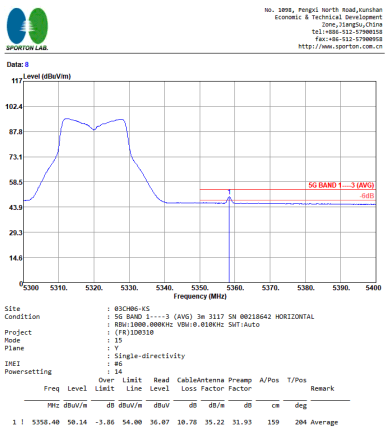	Left blank

WIFI	Band 2 5250~5350MHz Band Edge @ 3m	
ANT	802.11ac VHT20 CH64 5320MHz	
6+7	Vertical	Fundamental
Peak	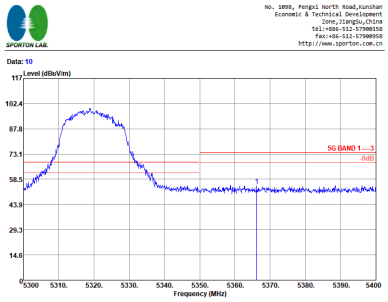 Site : 03CH06-KS Condition : 5G BAND 1----3 3m 3117 SN 00210642 VERTICAL : RBW:1000.000KHz VBW:3000.000KHz SWT:Auto Project : (FR)1D0310 Mode : 15 Plane : Y : Single-directivity IMEI : #6 Powersetting : 14 Freq Level Over Limit Limit Read Level CableLoss Antenna Factor Preamp Factor A/Pos T/Pos Remark MHz dBuV/m dB dBuV/m dBuV dB dB/m dB cm deg 1 5366.20 54.89 -19.11 74.00 40.79 10.79 35.24 31.93 298 138 Peak	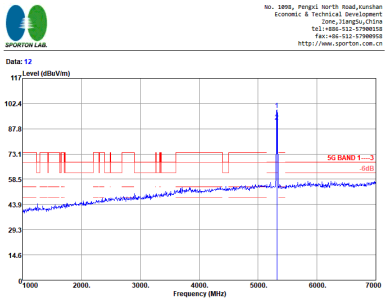 Site : 03CH06-KS Condition : 5G BAND 1----3 3m 3117 SN 00210642 VERTICAL : RBW:1000.000KHz VBW:3000.000KHz SWT:Auto Project : (FR)1D0310 Mode : 15 Plane : Y : Single-directivity IMEI : #6 Powersetting : 14 Freq Level Over Limit Limit Read Level CableLoss Antenna Factor Preamp Factor A/Pos T/Pos Remark MHz dBuV/m dB dBuV/m dBuV dB dB/m dB cm deg 1 * 5320.00 98.83 30.53 68.30 84.77 10.77 35.19 31.90 298 138 Peak 2 5320.00 91.84 ------ ------ 77.78 10.77 35.19 31.90 298 138 Average
Avg.	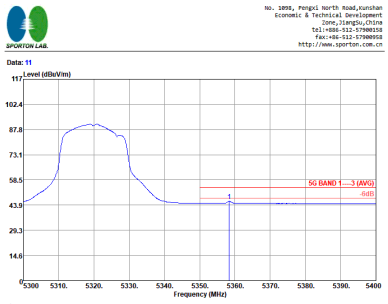 Site : 03CH06-KS Condition : 5G BAND 1----3 (AVG) 3m 3117 SN 00210642 VERTICAL : RBW:1000.000KHz VBW:0.010KHz SWT:Auto Project : (FR)1D0310 Mode : 15 Plane : Y : Single-directivity IMEI : #6 Powersetting : 14 Freq Level Over Limit Limit Read Level CableLoss Antenna Factor Preamp Factor A/Pos T/Pos Remark MHz dBuV/m dB dBuV/m dBuV dB dB/m dB cm deg 1 5358.40 46.13 -7.87 54.00 32.06 10.78 35.22 31.93 298 138 Average	Left blank

Band 2 5250~5350MHz

WIFI 802.11ac VHT40 (Band Edge @ 3m)

WIFI	Band 2 5250~5350MHz Band Edge @ 3m	
ANT	802.11ac VHT40 CH62 5310 - L	
6+7	Horizontal	Fundamental
Peak	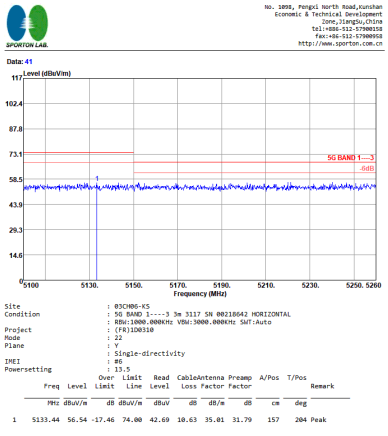	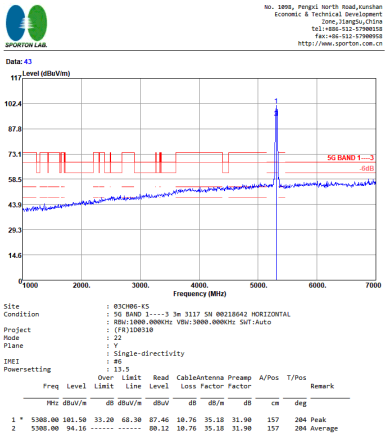
Avg.	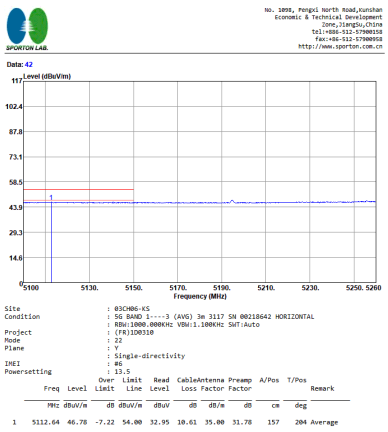	Left blank

WIFI	Band 2 5250~5350MHz Band Edge @ 3m	
ANT	802.11ac VHT40 CH62 5310 - R	
6+7	Horizontal	Fundamental
Peak	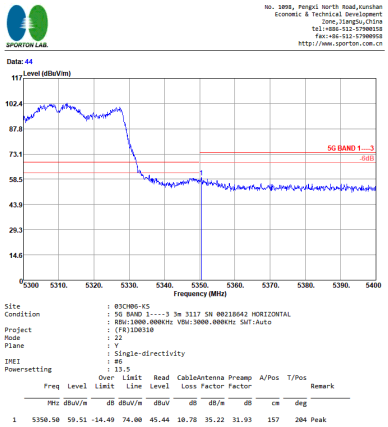	Left blank
Avg.	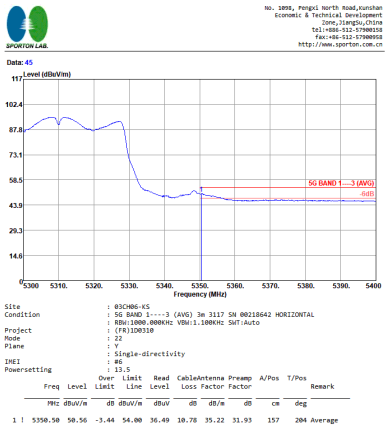	Left blank

WIFI	Band 2 5250~5350MHz Band Edge @ 3m	
ANT	802.11ac VHT40 CH62 5310 - L	
6+7	Vertical	Fundamental
Peak	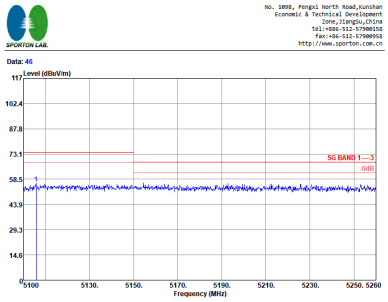 Site : 03CH06-KS Condition : 5G BAND 1----3 3m 3117 SN 00210642 VERTICAL : RBW:1000.000KHz VBW:3000.000KHz SWT:Auto Project : (FR)1D0310 Mode : 22 Plane : Y : Single-directivity IMEI : #6 Powersetting : 13.5 Freq Level Over Limit Limit Read Level Cable Loss Antenna Factor Preamp Factor A/Pos T/Pos Remark MHz dBuV/m dB dBuV/m dBuV dB dB/m dB cm deg 1 5105.76 55.99 -18.01 74.00 42.18 10.61 34.98 31.78 367 264 Peak	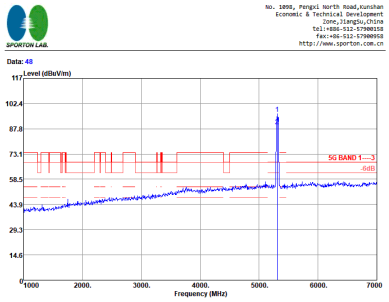 Site : 03CH06-KS Condition : 5G BAND 1----3 3m 3117 SN 00210642 VERTICAL : RBW:1000.000KHz VBW:3000.000KHz SWT:Auto Project : (FR)1D0310 Mode : 22 Plane : Y : Single-directivity IMEI : #6 Powersetting : 13.5 Freq Level Over Limit Limit Read Level Cable Loss Antenna Factor Preamp Factor A/Pos T/Pos Remark MHz dBuV/m dB dBuV/m dBuV dB dB/m dB cm deg 1 * 5308.00 96.53 28.23 68.30 82.49 10.76 35.18 31.90 367 264 Peak 2 5308.00 89.34 ------ ------ 75.30 10.76 35.18 31.90 367 264 Average
Avg.	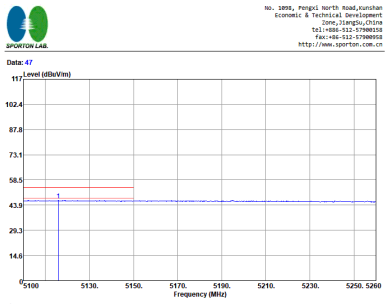 Site : 03CH06-KS Condition : 5G BAND 1----3 (AVG) 3m 3117 SN 00210642 VERTICAL : RBW:1000.000KHz VBW:1.100KHz SWT:Auto Project : (FR)1D0310 Mode : 22 Plane : Y : Single-directivity IMEI : #6 Powersetting : 13.5 Freq Level Over Limit Limit Read Level Cable Loss Antenna Factor Preamp Factor A/Pos T/Pos Remark MHz dBuV/m dB dBuV/m dBuV dB dB/m dB cm deg 1 5116.00 46.66 -7.34 54.00 32.83 10.61 35.00 31.78 367 264 Average	Left blank

WIFI	Band 2 5250~5350MHz Band Edge @ 3m	
ANT	802.11ac VHT40 CH62 5310 - R	
6+7	Vertical	Fundamental
Peak	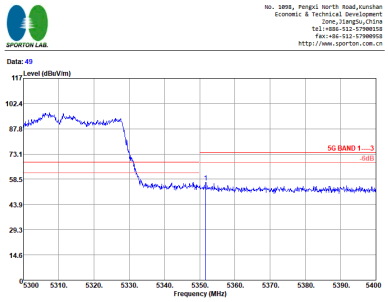 Site : 03CH06-KS Condition : 5G BAND 1----3 3m 3117 SN 00210642 VERTICAL : RBW:1000.000KHz VBW:3000.000KHz SWT:Auto Project : (FR)1D0310 Mode : 22 Plane : Y : Single-directivity IMEI : #6 Powersetting : 13.5 Freq Level Over Limit Limit Read Level Line Level CableAntenna Loss Factor Preamp Factor A/Pos T/Pos Remark MHz dBuV/m dB dBuV/m dBuV dB dB/m dB cm deg 1 5351.70 56.55 -17.45 74.00 42.48 10.78 35.22 31.93 367 264 Peak	Left blank
Avg.	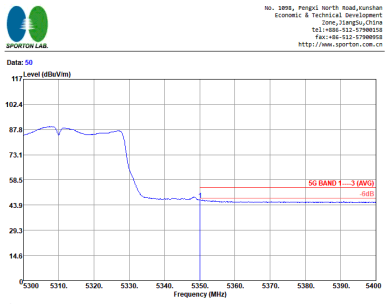 Site : 03CH06-KS Condition : 5G BAND 1----3 (AVG) 3m 3117 SN 00210642 VERTICAL : RBW:1000.000KHz VBW:1.100KHz SWT:Auto Project : (FR)1D0310 Mode : 22 Plane : Y : Single-directivity IMEI : #6 Powersetting : 13.5 Freq Level Over Limit Limit Read Level Line Level CableAntenna Loss Factor Preamp Factor A/Pos T/Pos Remark MHz dBuV/m dB dBuV/m dBuV dB dB/m dB cm deg 1 5350.10 46.95 -7.05 54.00 32.88 10.78 35.22 31.93 367 264 Average	Left blank

Band 2 5250~5350MHz
WIFI 802.11ac VHT80 (Band Edge @ 3m)

WIFI	Band 2 5250~5350MHz Band Edge @ 3m	
ANT	802.11ac VHT80 CH58 5290MHz - L	
6+7	Horizontal	Fundamental
Peak	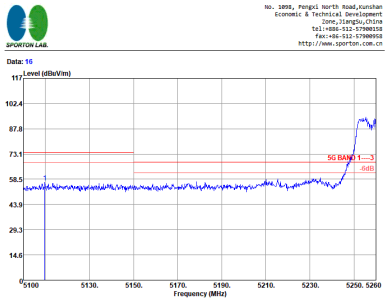	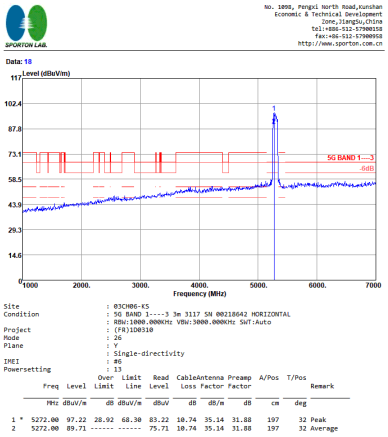
Avg.	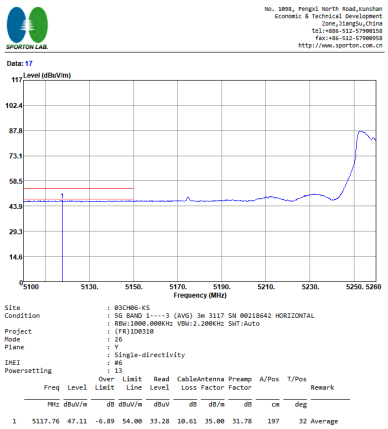	Left blank

WIFI	Band 2 5250~5350MHz Band Edge @ 3m	
ANT	802.11ac VHT80 CH58 5290MHz - R	
6+7	Horizontal	Fundamental
Peak	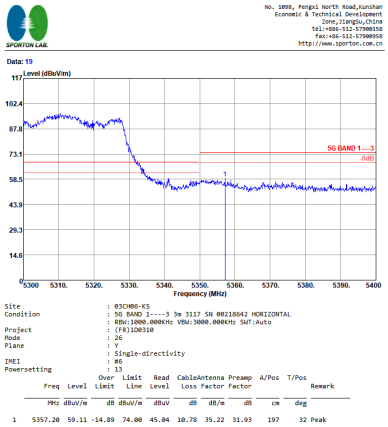	Left blank
Avg.	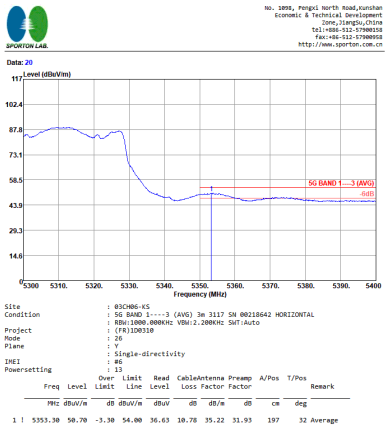	Left blank

WIFI	Band 2 5250~5350MHz Band Edge @ 3m	
ANT	802.11ac VHT80 CH58 5290MHz - L	
6+7	Vertical	Fundamental
Peak	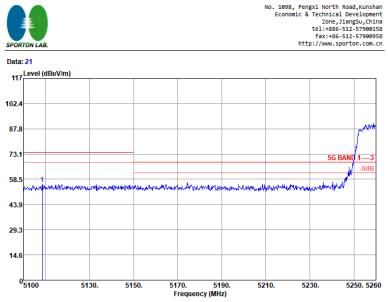 Site : 03CH06-KS Condition : 5G BAND 1----3 3m 3117 SN 00210642 VERTICAL : RBW:1000.000KHz VBW:3000.000KHz SWT:Auto Project : (FR)1D0310 Mode : 26 Plane : Y : Single-directivity IMEI : #6 Powersetting : 13 Freq Level Over Limit Limit Line Read Level CableLoss Antenna Factor Preamp Factor A/Pos T/Pos Remark MHz dBuV/m dB dBuV/m dBuV dB dB/m dB cm deg 1 5108.64 55.81 -18.19 74.00 42.00 10.61 34.98 31.78 396 104 Peak	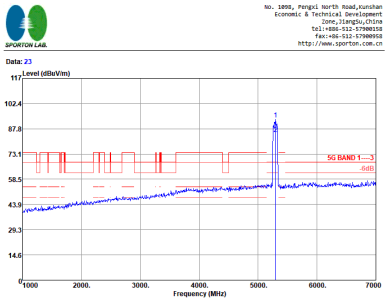 Site : 03CH06-KS Condition : 5G BAND 1----3 3m 3117 SN 00210642 VERTICAL : RBW:1000.000KHz VBW:3000.000KHz SWT:Auto Project : (FR)1D0310 Mode : 26 Plane : Y : Single-directivity IMEI : #6 Powersetting : 13 Freq Level Over Limit Limit Line Read Level CableLoss Antenna Factor Preamp Factor A/Pos T/Pos Remark MHz dBuV/m dB dBuV/m dBuV dB dB/m dB cm deg 1 * 5296.00 93.21 24.91 68.30 79.17 10.76 35.16 31.88 396 104 Peak 2 5296.00 84.75 ------ ------ 70.71 10.76 35.16 31.88 396 104 Average
Avg.	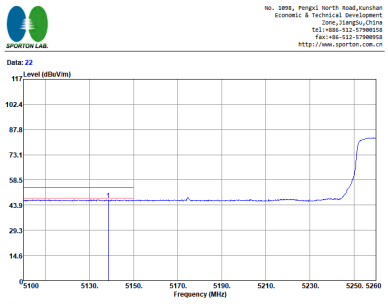 Site : 03CH06-KS Condition : 5G BAND 1----3 (AVG) 3m 3117 SN 00210642 VERTICAL : RBW:1000.000KHz VBW:2.200KHz SWT:Auto Project : (FR)1D0310 Mode : 26 Plane : Y : Single-directivity IMEI : #6 Powersetting : 13 Freq Level Over Limit Limit Line Read Level CableLoss Antenna Factor Preamp Factor A/Pos T/Pos Remark MHz dBuV/m dB dBuV/m dBuV dB dB/m dB cm deg 1 5138.56 46.97 -7.03 54.00 33.12 10.63 35.01 31.79 396 104 Average	Left blank

WIFI	Band 2 5250~5350MHz Band Edge @ 3m	
ANT	802.11ac VHT80 CH58 5290MHz - R	
6+7	Vertical	Fundamental
Peak	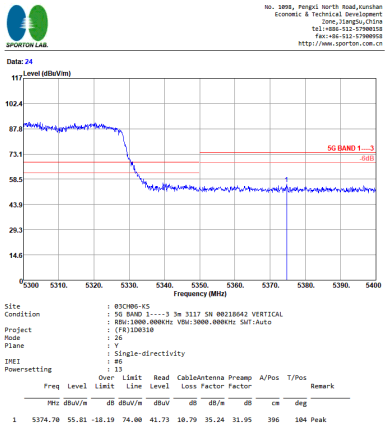	Left blank
Avg.	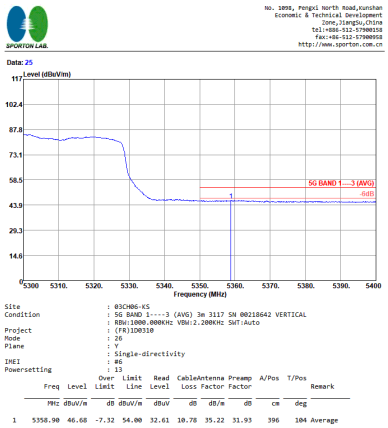	Left blank

Band 2 - 5250~5350MHz

WIFI 802.11a (Harmonic @ 3m)

WIFI	Band 2 5250~5350MHz Harmonic @ 3m	
ANT	802.11a CH52 5260MHz	
6+7	Horizontal	Vertical
Peak Avg.	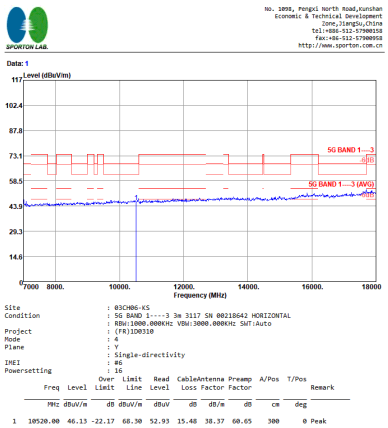	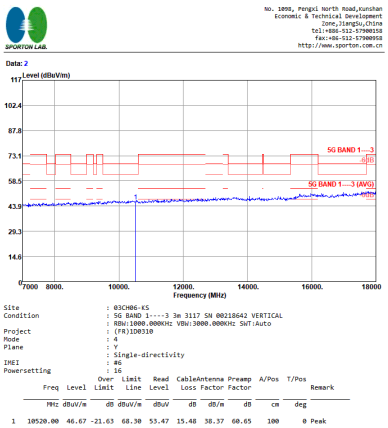

WIFI	Band 2 5250~5350MHz Harmonic @ 3m	
ANT	802.11a CH60 5300MHz	
6+7	Horizontal	Vertical
Peak Avg.	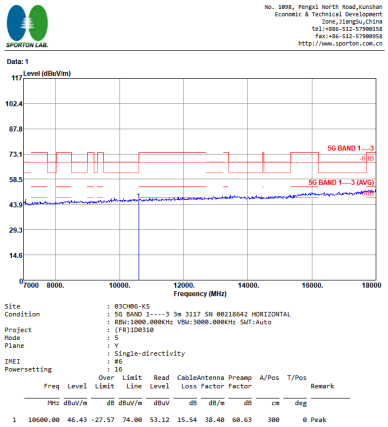	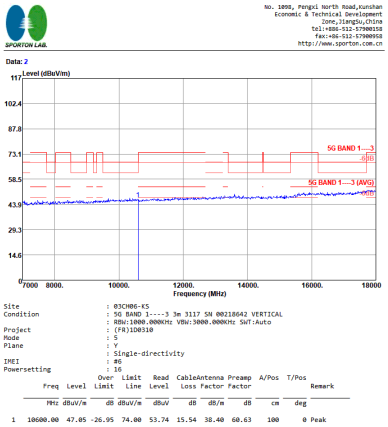	

WIFI	Band 2 5250~5350MHz Harmonic @ 3m	
ANT	802.11a CH64 5320MHz	
6+7	Horizontal	Vertical
Peak Avg.	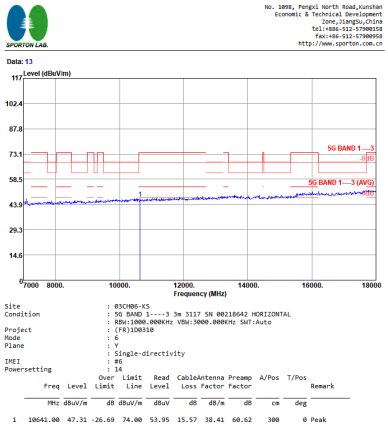	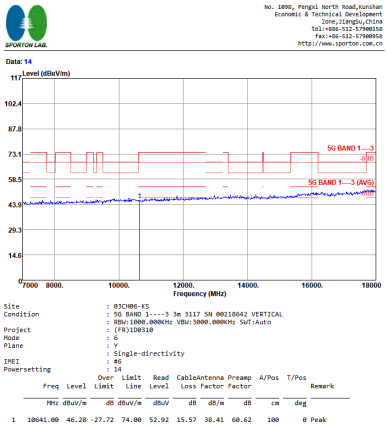	

Band 2 5250~5350MHz

WIFI 802.11ac VHT20 (Harmonic @ 3m)

WIFI	Band 2 5250~5350MHz Harmonic @ 3m	
ANT	802.11ac VHT20 CH52 5260MHz	
6+7	Horizontal	Vertical
Peak Avg.	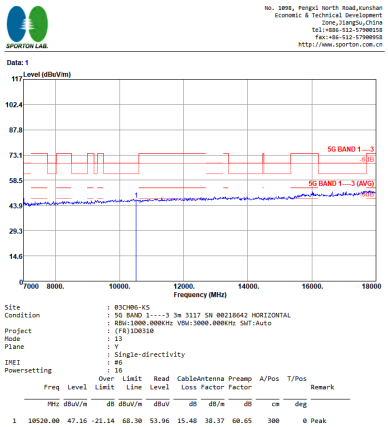	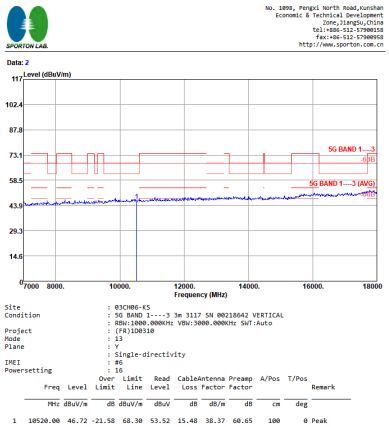

WIFI	Band 2 5250~5350MHz Harmonic @ 3m	
ANT	802.11ac VHT20 CH60 5300MHz	
6+7	Horizontal	Vertical
Peak Avg.	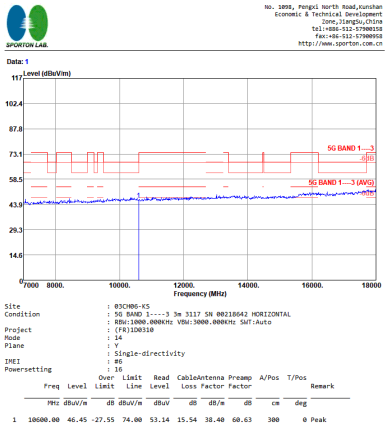	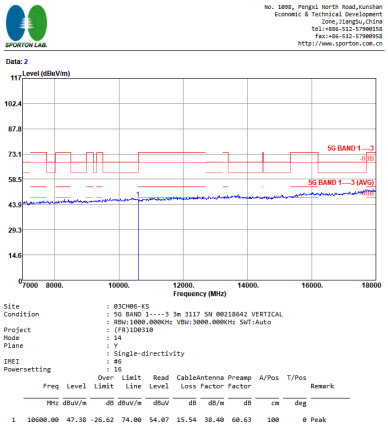

WIFI	Band 2 5250~5350MHz Harmonic @ 3m	
ANT	802.11ac VHT20 CH64 5320MHz	
6+7	Horizontal	Vertical
Peak Avg.	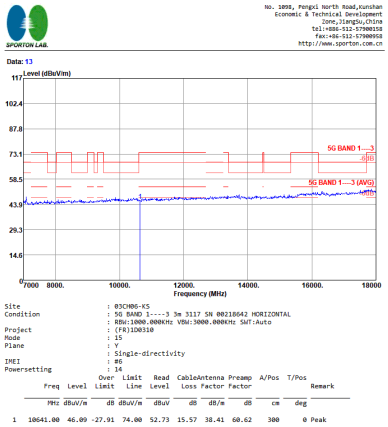	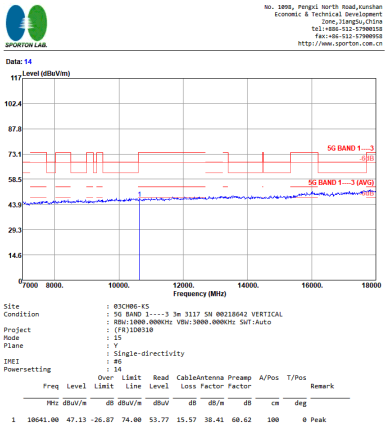	

Band 2 5250~5350MHz

WIFI 802.11ac VHT40 (Harmonic @ 3m)

WIFI	Band 2 5250~5350MHz Harmonic @ 3m	
ANT	802.11ac VHT40 CH54 5270	
6+7	Horizontal	Vertical
Peak Avg.	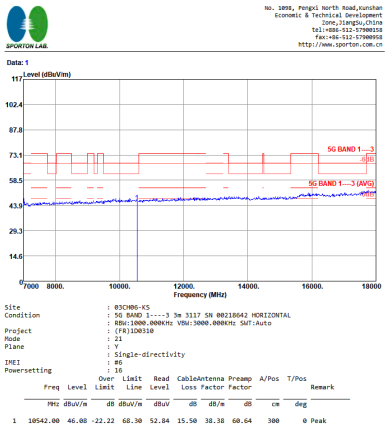 Site : 03CH06-KS Condition : 5G BAND 1----3 3m 3117 SN 00210642 HORIZONTAL : RBW:1000.000KHz VBW:3000.000KHz SWT:Auto Project : (FR)1D0310 Mode : 21 Plane : Y : Single-directivity IMEI : #6 Powersetting : 16 Freq Level Over Limit Limit Line Read Level Cable Loss Antenna Factor Preamp Factor A/Pos T/Pos Remark MHz dBuV/m dB dBuV/m dBuV dB dB/m dB cm deg 1 10542.00 46.08 -22.22 68.30 52.84 15.50 38.38 60.64 300 0 Peak	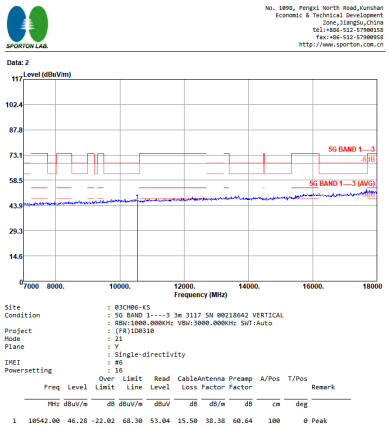 Site : 03CH06-KS Condition : 5G BAND 1----3 3m 3117 SN 00210642 VERTICAL : RBW:1000.000KHz VBW:3000.000KHz SWT:Auto Project : (FR)1D0310 Mode : 21 Plane : Y : Single-directivity IMEI : #6 Powersetting : 16 Freq Level Over Limit Limit Line Read Level Cable Loss Antenna Factor Preamp Factor A/Pos T/Pos Remark MHz dBuV/m dB dBuV/m dBuV dB dB/m dB cm deg 1 10542.00 46.28 -22.02 68.30 53.04 15.50 38.38 60.64 100 0 Peak

WIFI	Band 2 5250~5350MHz Harmonic @ 3m	
ANT	802.11ac VHT40 CH62 5310	
6+7	Horizontal	Vertical
Peak Avg.	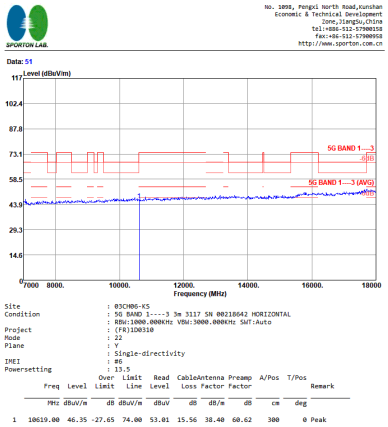	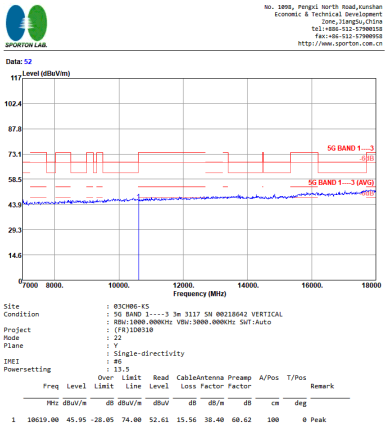

Band 2 5250~5350MHz

WIFI 802.11ac VHT80 (Harmonic @ 3m)

WIFI	Band 2 5250~5350MHz Harmonic @ 3m	
ANT	802.11ac VHT80 CH58 5290MHz	
6+7	Horizontal	Vertical
Peak Avg.	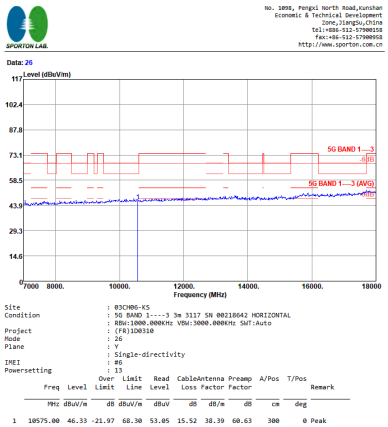	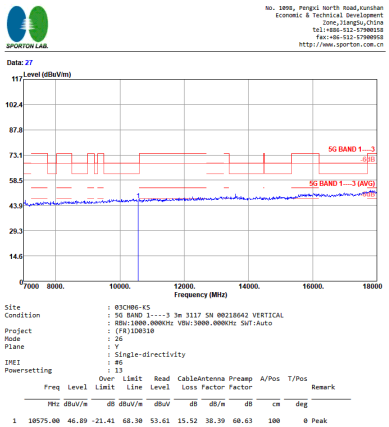

Band 3 - 5470~5725MHz

WIFI 802.11a (Band Edge @ 3m)

WIFI	Band 3 5470~5725MHz Band Edge @ 3m	
ANT	802.11a CH100 5500MHz	
6+7	Horizontal	Fundamental
Peak	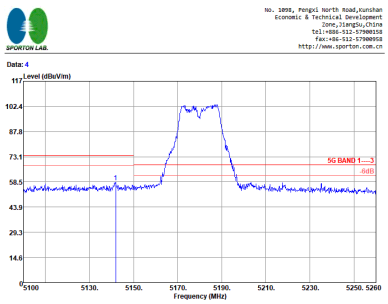 Site : 03CH06-KS Condition : 5G BAND 1----3 3m 3117 SN 00218642 HORIZONTAL : RBW:1000.000KHz VBW:3000.000KHz SWT:Auto Project : (FR)1D0310 Mode : 10 Plane : Y : Single-directivity IMEI : #6 Powersetting : 14 Freq Level Over Limit Limit Read Line Level CableAntenna Loss Factor Preamp Factor A/Pos T/Pos Remark MHz dBuV/m dB dBuV/m dBuV dB dB/m dB cm deg 1 5141.92 58.35 -15.65 74.00 44.48 10.65 35.01 31.79 164 208 Peak	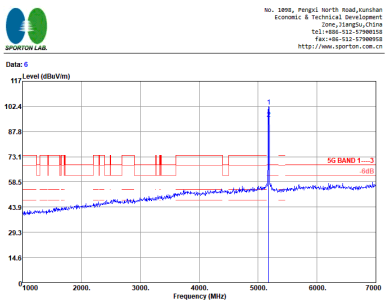 Site : 03CH06-KS Condition : 5G BAND 1----3 3m 3117 SN 00218642 HORIZONTAL : RBW:1000.000KHz VBW:3000.000KHz SWT:Auto Project : (FR)1D0310 Mode : 10 Plane : Y : Single-directivity IMEI : #6 Powersetting : 14 Freq Level Over Limit Limit Read Line Level CableAntenna Loss Factor Preamp Factor A/Pos T/Pos Remark MHz dBuV/m dB dBuV/m dBuV dB dB/m dB cm deg 1 * 5182.00 102.21 33.91 68.30 88.28 10.69 35.06 31.82 164 208 Peak 2 5182.00 95.30 ------ ------ 81.37 10.69 35.06 31.82 164 208 Average
Avg.	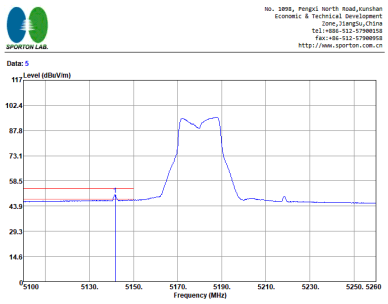 Site : 03CH06-KS Condition : 5G BAND 1----3 (AVG) 3m 3117 SN 00218642 HORIZONTAL : RBW:1000.000KHz VBW:0.560KHz SWT:Auto Project : (FR)1D0310 Mode : 10 Plane : Y : Single-directivity IMEI : #6 Powersetting : 14 Freq Level Over Limit Limit Read Line Level CableAntenna Loss Factor Preamp Factor A/Pos T/Pos Remark MHz dBuV/m dB dBuV/m dBuV dB dB/m dB cm deg 1 ! 5141.60 50.52 -3.48 54.00 36.65 10.65 35.01 31.79 164 208 Average	Left blank

WIFI	Band 3 5470~5725MHz Band Edge @ 3m	
ANT	802.11a CH100 5500MHz	
6+7	Vertical	Fundamental
Peak	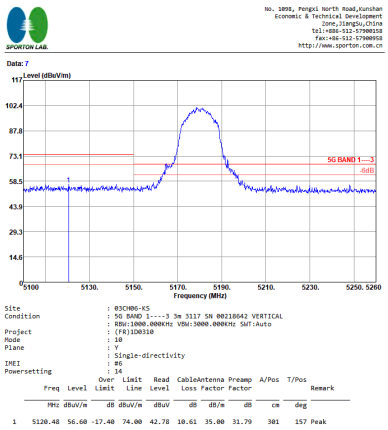	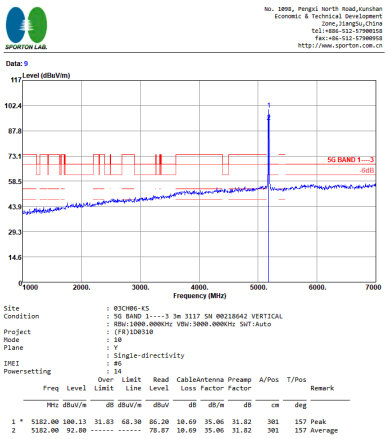
Avg.	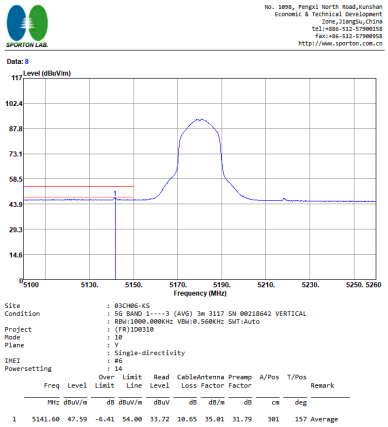	Left blank

WIFI	Band 3 5470~5725MHz Band Edge @ 3m	
ANT	802.11a CH140 5700MHz	
6+7	Horizontal	Fundamental
Peak	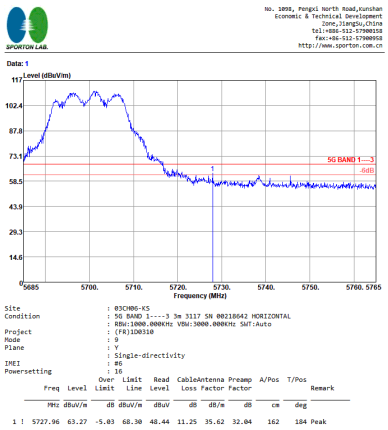	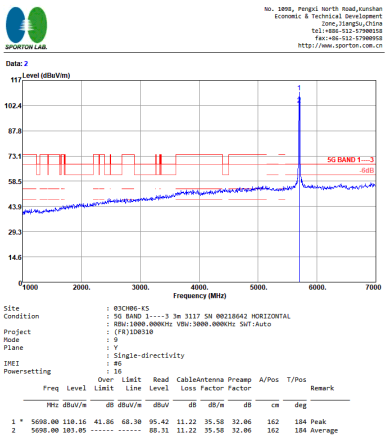

WIFI	Band 3 5470~5725MHz Band Edge @ 3m	
ANT	802.11a CH140 5700MHz	
6+7	Vertical	Fundamental
Peak	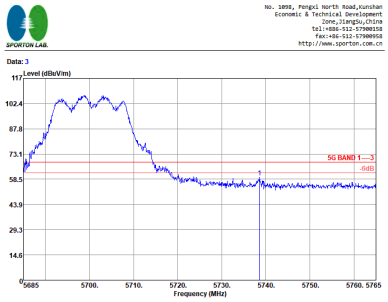	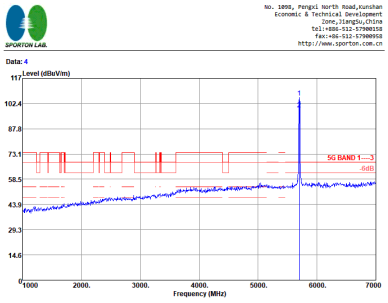

Site : 03CH06-KS
Condition : 5G BAND 1----3 3m 3117 SN 00210642 VERTICAL
: RBW:1000.000KHz VBW:3000.000KHz SWT:Auto
Project : (FR)1D0310
Mode : 9
Plane : V
: Single-directivity
IMEI : #6
Powersetting : 16

	Freq	Level	Over Limit	Limit Line	Read Level	CableAntenna Loss	Preamp Factor	A/Pos	T/Pos	Remark
	MHz	dBuV/m	dB	dBuV/m	dBuV	dB	dB/m	cm	deg	
1	5738.60	59.56	-8.74	68.30	44.68	11.27	35.62	365	190	Peak

Site : 03CH06-KS
Condition : 5G BAND 1----3 3m 3117 SN 00210642 VERTICAL
: RBW:1000.000KHz VBW:3000.000KHz SWT:Auto
Project : (FR)1D0310
Mode : 9
Plane : V
: Single-directivity
IMEI : #6
Powersetting : 16

	Freq	Level	Over Limit	Limit Line	Read Level	CableAntenna Loss	Preamp Factor	A/Pos	T/Pos	Remark
	MHz	dBuV/m	dB	dBuV/m	dBuV	dB	dB/m	cm	deg	
1 *	5698.00	105.85	37.55	68.30	91.11	11.22	35.58	365	190	Peak
2	5698.00	99.23	------	------	84.49	11.22	35.58	365	190	Average

Band 3 5470~5725MHz

WIFI 802.11ac VHT20 (Band Edge @ 3m)

WIFI	Band 3 5470~5725MHz Band Edge @ 3m	
ANT	802.11ac VHT20 CH100 5500MHz	
6+7	Horizontal	Fundamental
Peak	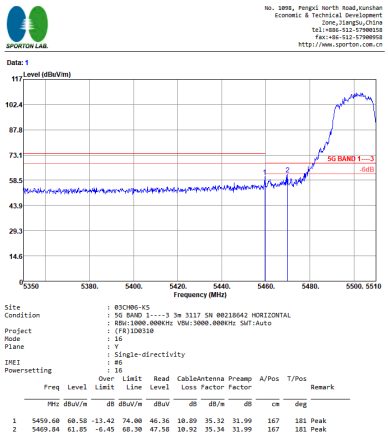	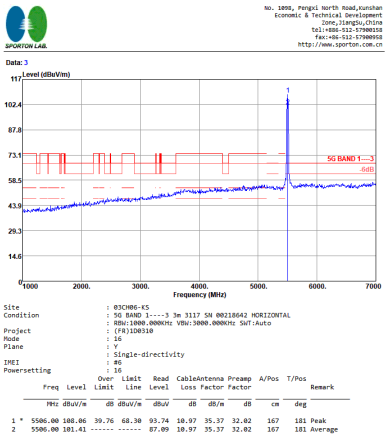
Avg.	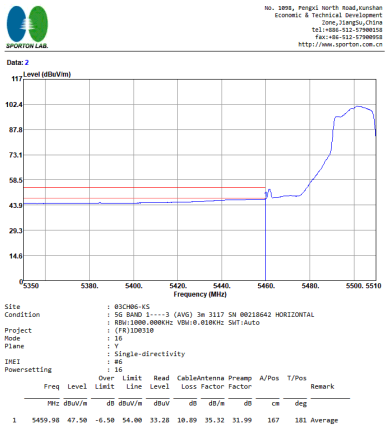	Left blank

WIFI	Band 3 5470~5725MHz Band Edge @ 3m	
ANT	802.11ac VHT20 CH100 5500MHz	
6+7	Vertical	Fundamental
Peak	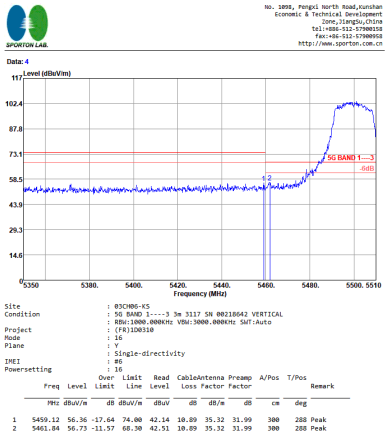	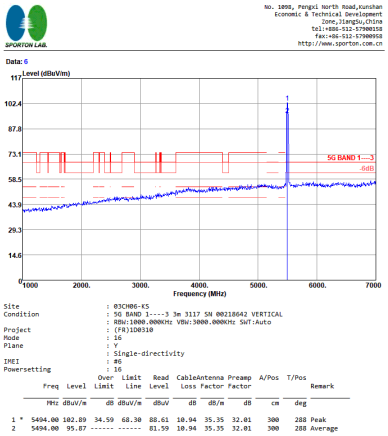
Avg.	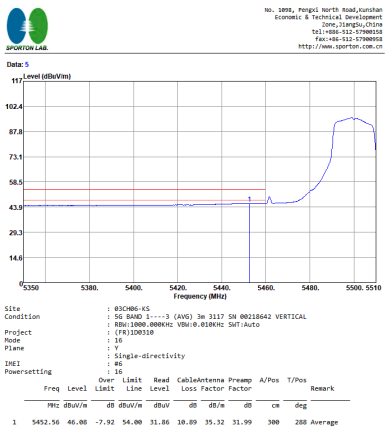	Left blank

WIFI	Band 3 5470~5725MHz Band Edge @ 3m	
ANT	802.11ac VHT20 CH140 5700MHz	
6+7	Horizontal	Fundamental
Peak	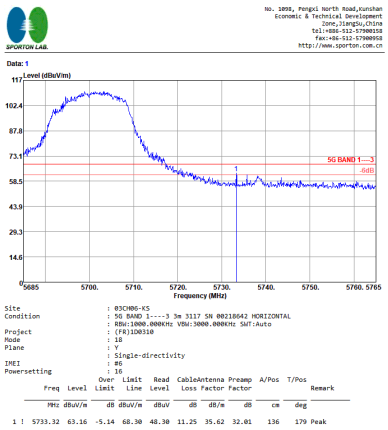	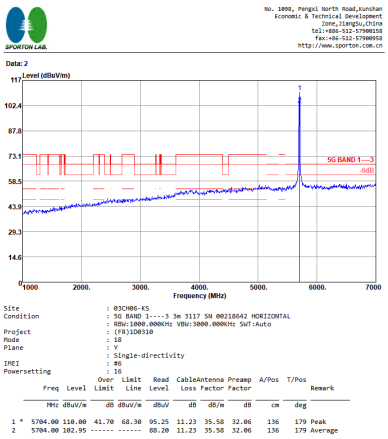

WIFI	Band 3 5470~5725MHz Band Edge @ 3m	
ANT	802.11ac VHT20 CH140 5700MHz	
6+7	Vertical	Fundamental
Peak	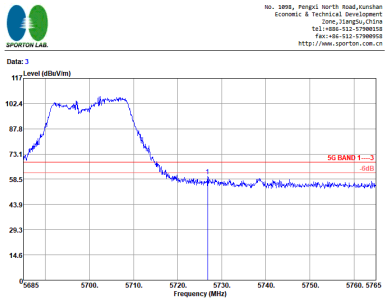 Site : 03CH06-KS Condition : 5G BAND 1----3 3m 3117 SN 00210642 VERTICAL : RBW:1000.000KHz VBW:3000.000KHz SWT:Auto Project : (FR)1D0310 Mode : 18 Plane : V : Single-directivity IMEI : #6 Powersetting : 16 Freq Level Over Limit Limit Read Level Line CableAntenna Loss Preamp Factor Factor A/Pos T/Pos Remark MHz dBuV/m dB dBuV/m dBuV dB dB/m dB cm deg 1 5726.84 60.33 -7.97 68.30 45.50 11.25 35.62 32.04 184 187 Peak	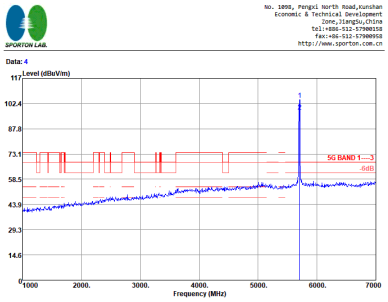 Site : 03CH06-KS Condition : 5G BAND 1----3 3m 3117 SN 00210642 VERTICAL : RBW:1000.000KHz VBW:3000.000KHz SWT:Auto Project : (FR)1D0310 Mode : 18 Plane : V : Single-directivity IMEI : #6 Powersetting : 16 Freq Level Over Limit Limit Read Level Line CableAntenna Loss Preamp Factor Factor A/Pos T/Pos Remark MHz dBuV/m dB dBuV/m dBuV dB dB/m dB cm deg 1 * 5704.00 104.61 36.31 68.30 89.86 11.23 35.58 32.06 184 187 Peak 2 5704.00 97.79 ------ ------ 83.04 11.23 35.58 32.06 184 187 Average

Band 3 5470~5725MHz

WIFI 802.11ac VHT40 (Band Edge @ 3m)

WIFI	Band 3 5470~5725MHz Band Edge @ 3m	
ANT	802.11ac VHT40 CH102 5510MHz - L	
6+7	Horizontal	Fundamental
Peak	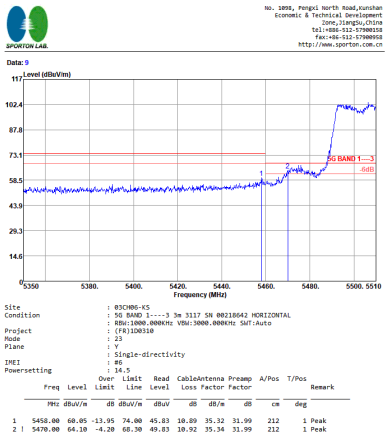	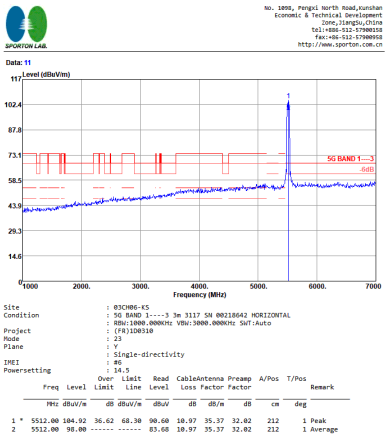
Avg.	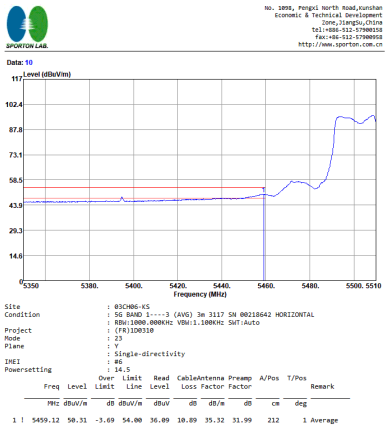	Left blank

WIFI	Band 3 5470~5725MHz Band Edge @ 3m	
ANT	802.11ac VHT40 CH102 5510MHz - R	
6+7	Horizontal	Fundamental
Peak	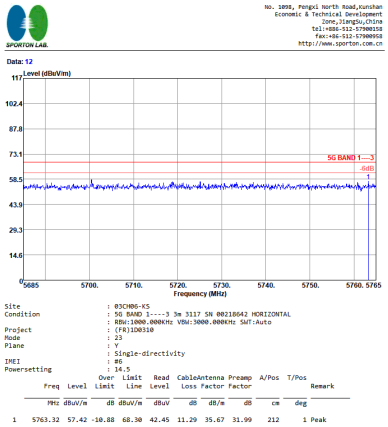	Left blank

WIFI	Band 3 5470~5725MHz Band Edge @ 3m	
ANT	802.11ac VHT40 CH102 5510MHz - L	
6+7	Vertical	Fundamental
Peak	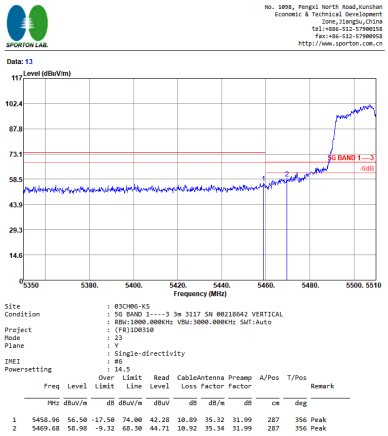	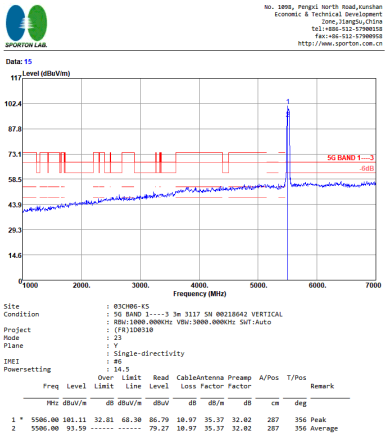
Avg.	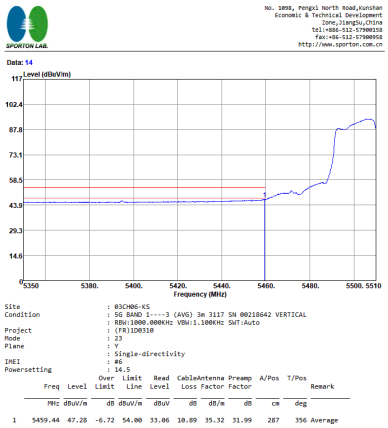	Left blank

WIFI	Band 3 5470~5725MHz Band Edge @ 3m	
ANT	802.11ac VHT40 CH102 5510MHz - R	
6+7	Vertical	Fundamental
Peak	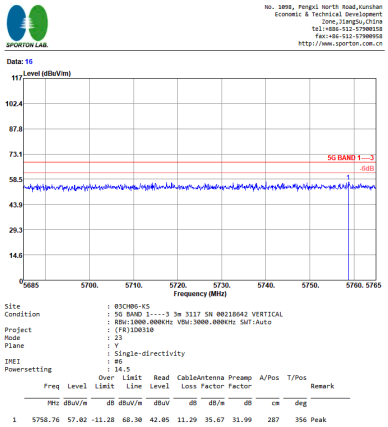	Left blank

WIFI	Band 3 5470~5725MHz Band Edge @ 3m	
ANT	802.11ac VHT40 CH134 5670MHz - L	
6+7	Horizontal	Fundamental
Peak	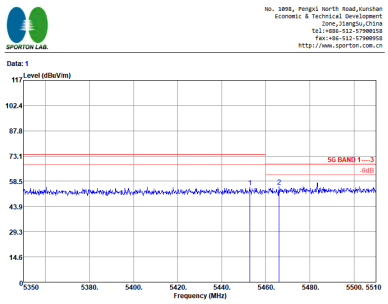	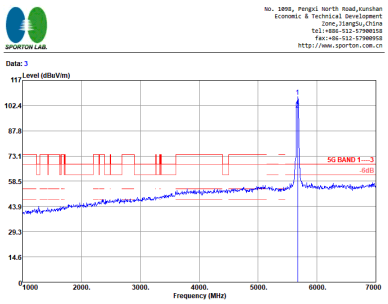
Avg.	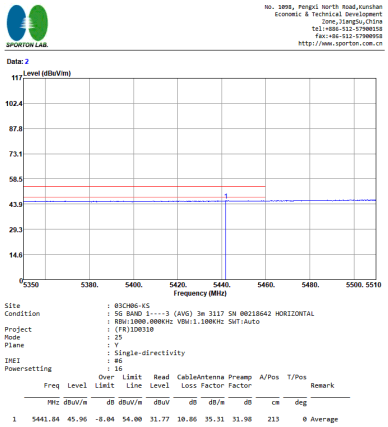	Left blank

WIFI	Band 3 5470~5725MHz Band Edge @ 3m	
ANT	802.11ac VHT40 CH134 5670MHz - R	
6+7	Horizontal	Fundamental
Peak	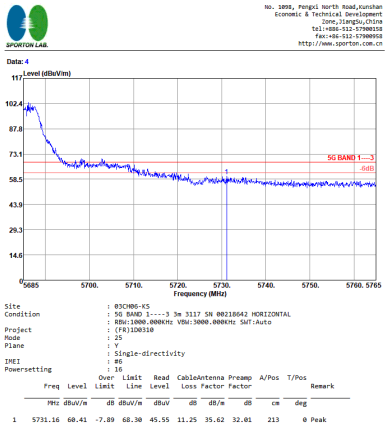	Left blank

WIFI	Band 3 5470~5725MHz Band Edge @ 3m	
ANT	802.11ac VHT40 CH134 5670MHz - L	
6+7	Vertical	Fundamental
Peak	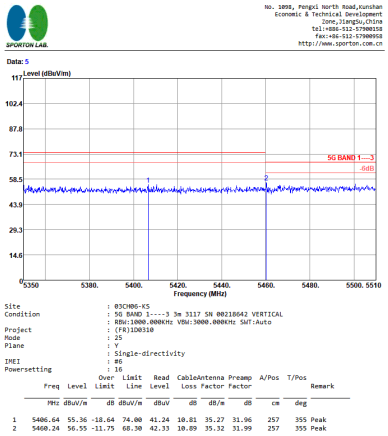	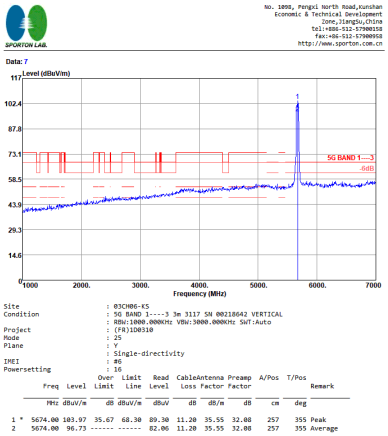
Avg.	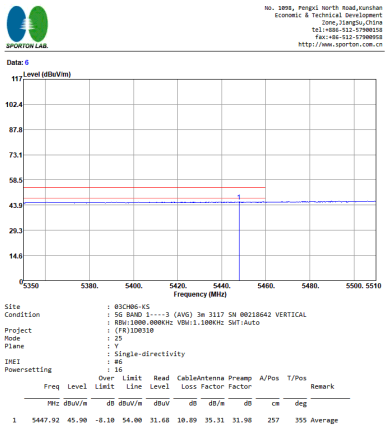	Left blank

WIFI	Band 3 5470~5725MHz Band Edge @ 3m	
ANT	802.11ac VHT40 CH134 5670MHz - R	
6+7	Vertical	Fundamental
Peak	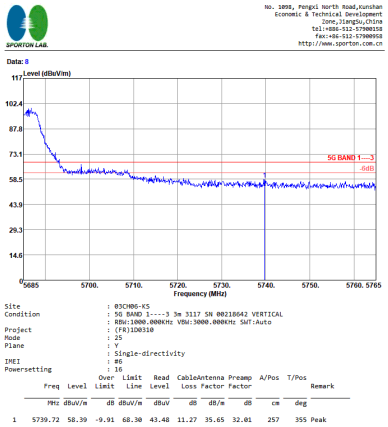	Left blank

Band 3 5470~5725MHz
WIFI 802.11ac VHT80 (Band Edge @ 3m)

WIFI	Band 3 5470~5725MHz Band Edge @ 3m	
ANT	802.11ac VHT80 CH106 5530MHz - L	
6+7	Horizontal	Fundamental
Peak	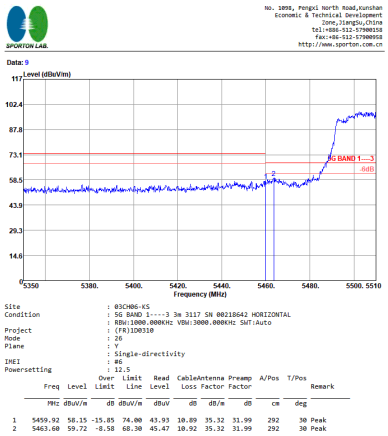	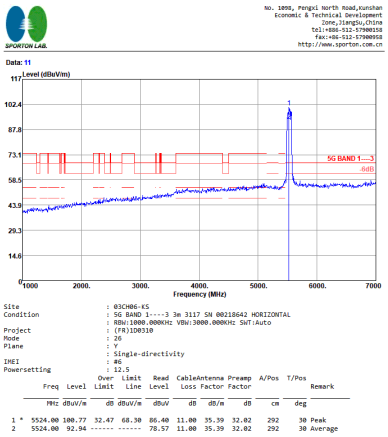
Avg.	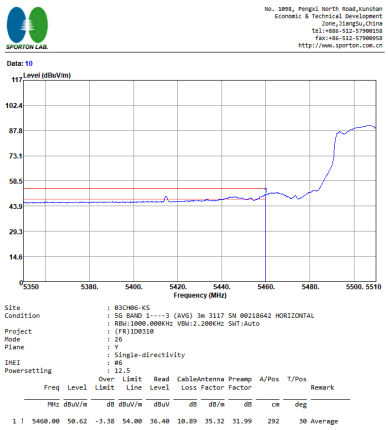	Left blank

WIFI	Band 3 5470~5725MHz Band Edge @ 3m	
ANT	802.11ac VHT80 CH106 5530MHz - R	
6+7	Horizontal	Fundamental
Peak	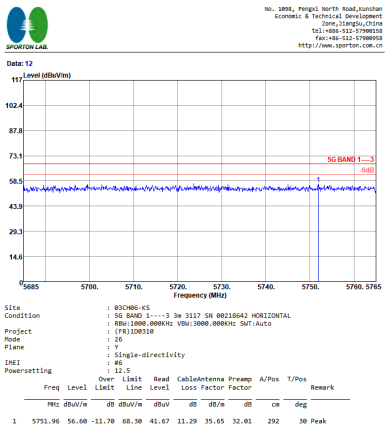 Site : 03CH06-KS Condition : 5G BAND 1----3 3m 3117 SN 00218642 HORIZONTAL : RBW:1000.000KHz VBW:3000.000KHz SWT:Auto Project : (FR1D0310 Mode : 26 Plane : Y : Single-directivity IMEI : R6 Powersetting : 12.5 Freq Level Over Limit Limit Read Level Line Level CableAntenna Loss Factor Preamp Factor A/Pos T/Pos Remark MHz dBuV/m dB dBuV/m dBuV dB dB/m dB cm deg 1 5751.96 56.60 -11.70 68.30 41.67 11.29 35.65 32.01 292 30 Peak	Left blank

WIFI	Band 3 5470~5725MHz Band Edge @ 3m	
ANT	802.11ac VHT80 CH106 5530MHz - L	
6+7	Vertical	Fundamental
Peak	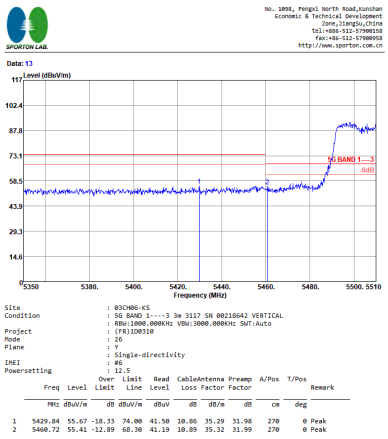	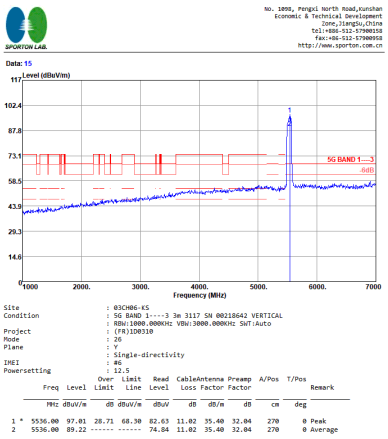
Avg.	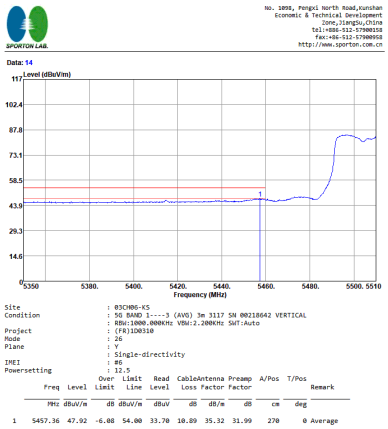	Left blank

WIFI	Band 3 5470~5725MHz Band Edge @ 3m	
ANT	802.11ac VHT80 CH106 5530MHz - R	
6+7	Vertical	Fundamental
Peak	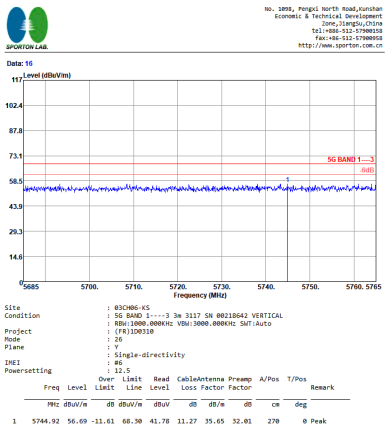	Left blank

WIFI	Band 3 5470~5725MHz Band Edge @ 3m	
ANT	802.11ac VHT80 CH122 5610MHz - L	
6+7	Horizontal	Fundamental
Peak	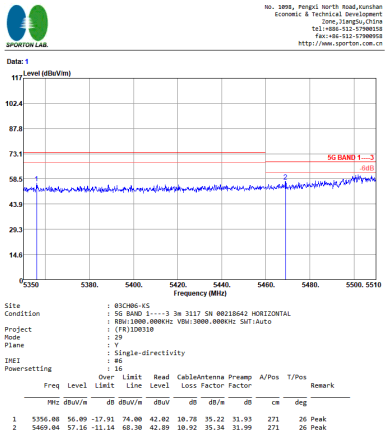	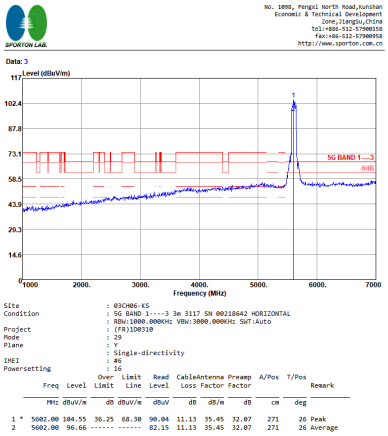
Avg.	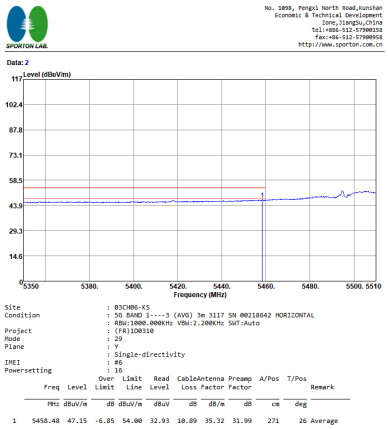	Left blank

WIFI	Band 3 5470~5725MHz Band Edge @ 3m	
ANT	802.11ac VHT80 CH122 5610MHz - R	
6+7	Horizontal	Fundamental
Peak	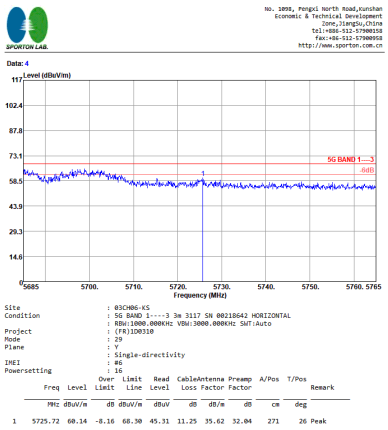	Left blank

WIFI	Band 3 5470~5725MHz Band Edge @ 3m	
ANT	802.11ac VHT80 CH122 5610MHz - L	
6+7	Vertical	Fundamental
Peak	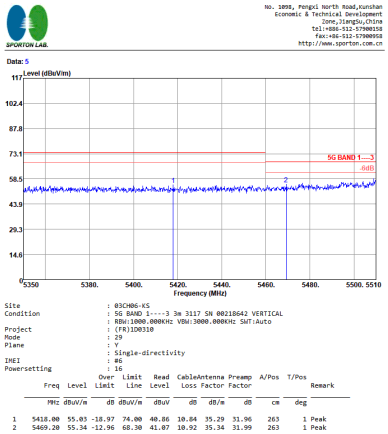	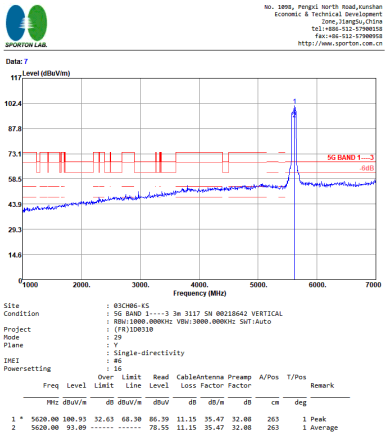
Avg.	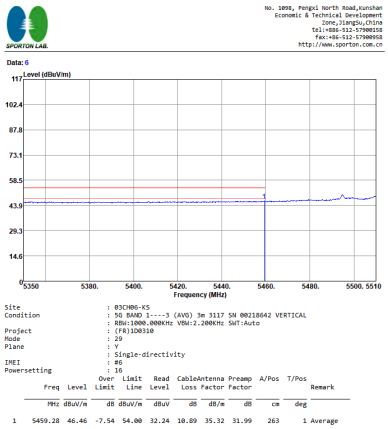	Left blank

WIFI	Band 3 5470~5725MHz Band Edge @ 3m	
ANT	802.11ac VHT80 CH122 5610MHz - R	
6+7	Vertical	Fundamental
Peak	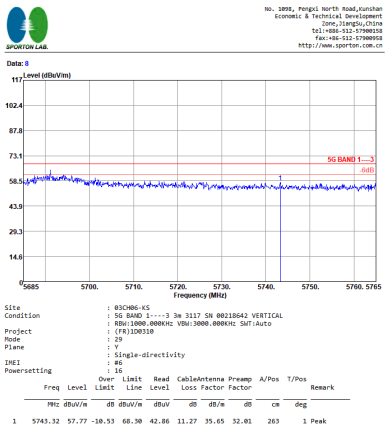	Left blank

Band 3 - 5470~5725MHz

WIFI 802.11a (Harmonic @ 3m)

WIFI	Band 3 5470~5725MHz Harmonic @ 3m	
ANT	802.11a CH100 5500MHz	
6+7	Horizontal	Vertical
Peak Avg.	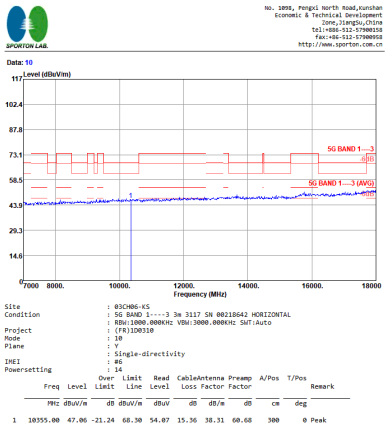	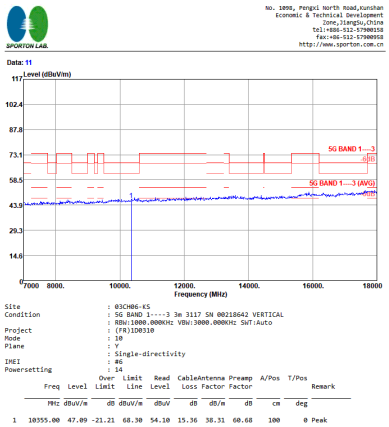

WIFI	Band 3 5470~5725MHz Harmonic @ 3m	
ANT	802.11a CH116 5580MHz	
6+7	Horizontal	Vertical
Peak Avg.	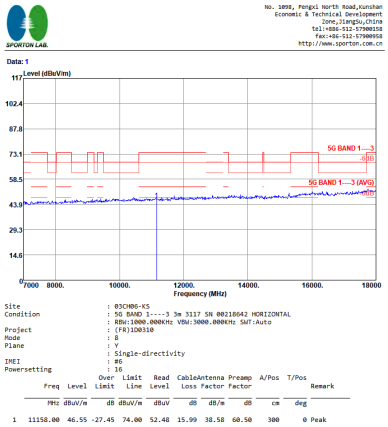	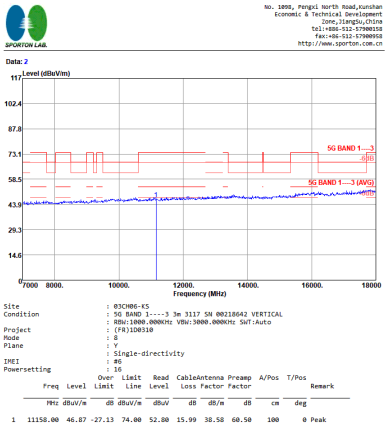

WIFI	Band 3 5470~5725MHz Harmonic @ 3m	
ANT	802.11a CH140 5700MHz	
6+7	Horizontal	Vertical
Peak Avg.	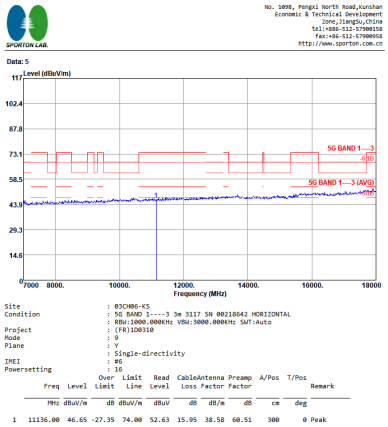 Site : 03CH06-KS Condition : 5G BAND 1----3 3m 3117 SN 00210642 HORIZONTAL : RBW:1000.000KHz VBW:3000.000KHz SWT:Auto Project : (FR)1D0310 Mode : 9 Plane : V : Single-directivity IMEI : #6 Powersetting : 16 Freq Level Over Limit Limit Read Level Cable Loss Antenna Factor Preamp Factor A/Pos T/Pos Remark MHz dBuV/m dB dBuV/m dBuV dB dB/m dB cm deg 1 11136.00 46.65 -27.35 74.00 52.63 15.95 38.58 60.51 300 0 Peak	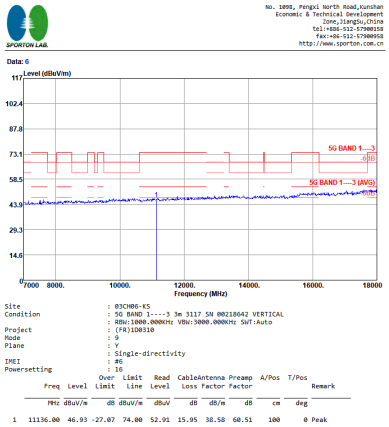 Site : 03CH06-KS Condition : 5G BAND 1----3 3m 3117 SN 00210642 VERTICAL : RBW:1000.000KHz VBW:3000.000KHz SWT:Auto Project : (FR)1D0310 Mode : 9 Plane : V : Single-directivity IMEI : #6 Powersetting : 16 Freq Level Over Limit Limit Read Level Cable Loss Antenna Factor Preamp Factor A/Pos T/Pos Remark MHz dBuV/m dB dBuV/m dBuV dB dB/m dB cm deg 1 11136.00 46.93 -27.07 74.00 52.91 15.95 38.58 60.51 100 0 Peak

Band 3 5470~5725MHz

WIFI 802.11ac VHT20 (Harmonic @ 3m)

WIFI	Band 3 5470~5725MHz Harmonic @ 3m	
ANT	802.11ac VHT20 CH100 5500MHz	
6+7	Horizontal	Vertical
Peak Avg.	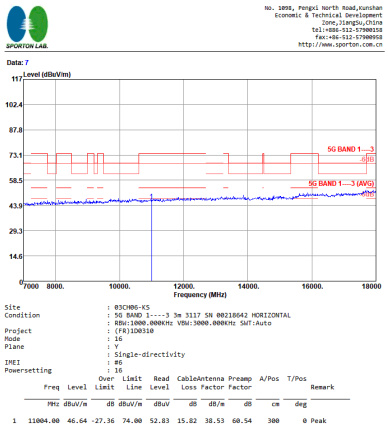 Site : 03CH06-KS Condition : 5G BAND 1----3 3m 3117 SN 00210642 HORIZONTAL : RBW:1000.000KHz VBW:3000.000KHz SWT:Auto Project : (FR)1D0310 Mode : 16 Plane : Y : Single-directivity IMEI : #6 Powersetting : 16 Freq Level Over Limit Limit Line Read Level CableLoss Antenna Factor Preamp Factor A/Pos T/Pos Remark MHz dBuV/m dB dBuV/m dBuV dB dB/m dB cm deg 1 11004.00 46.64 -27.36 74.00 52.83 15.82 38.53 60.54 300 0 Peak	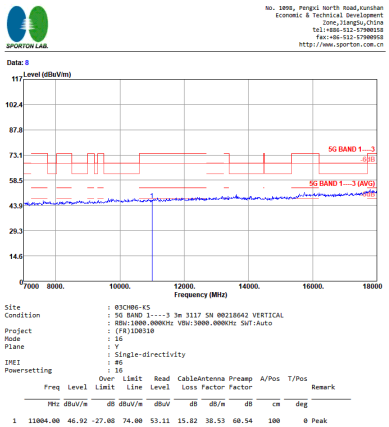 Site : 03CH06-KS Condition : 5G BAND 1----3 3m 3117 SN 00210642 VERTICAL : RBW:1000.000KHz VBW:3000.000KHz SWT:Auto Project : (FR)1D0310 Mode : 16 Plane : Y : Single-directivity IMEI : #6 Powersetting : 16 Freq Level Over Limit Limit Line Read Level CableLoss Antenna Factor Preamp Factor A/Pos T/Pos Remark MHz dBuV/m dB dBuV/m dBuV dB dB/m dB cm deg 1 11004.00 46.92 -27.08 74.00 53.11 15.82 38.53 60.54 100 0 Peak

WIFI	Band 3 5470~5725MHz Harmonic @ 3m	
ANT	802.11ac VHT20 CH116 5580MHz	
6+7	Horizontal	Vertical
Peak Avg.	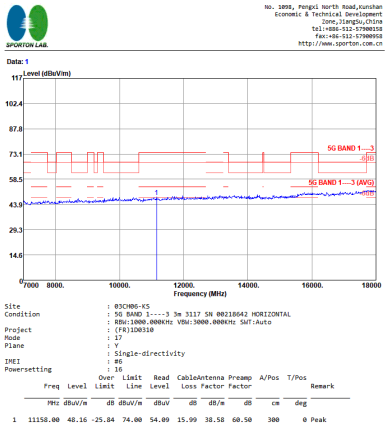	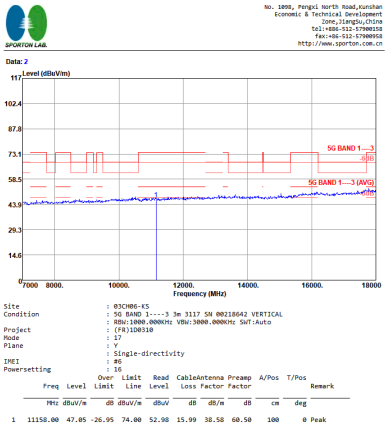

WIFI	Band 3 5470~5725MHz Harmonic @ 3m	
ANT	802.11ac VHT20 CH140 5700MHz	
6+7	Horizontal	Vertical
Peak Avg.	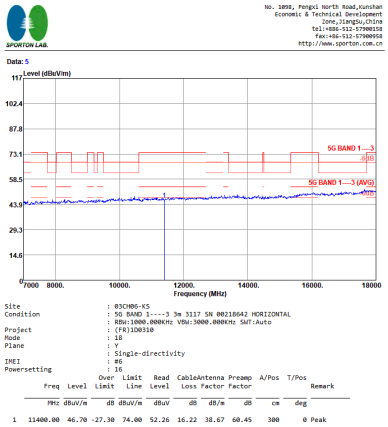	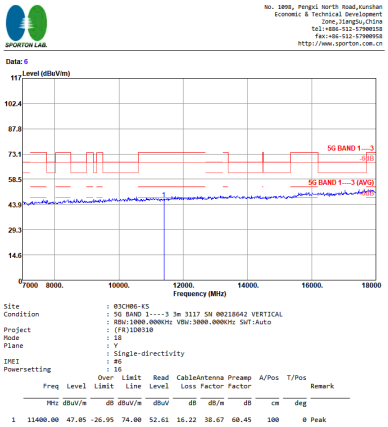

Band 3 5470~5725MHz

WIFI 802.11ac VHT40 (Harmonic @ 3m)

WIFI	Band 3 5470~5725MHz Harmonic @ 3m	
ANT	802.11ac VHT40 CH102 5510MHz	
6+7	Horizontal	Vertical
Peak Avg.	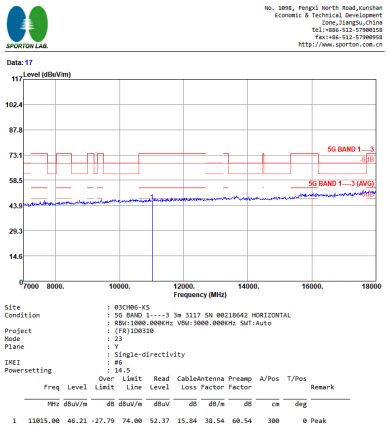 Site : 03CH06-KS Condition : 5G BAND 1----3 3m 3117 SN 00210642 HORIZONTAL : RBW:1000.000KHz VBW:3000.000KHz SWT:Auto Project : (FR)1D0310 Mode : 23 Plane : Y : Single-directivity IMEI : #6 Powersetting : 14.5 Freq Level Over Limit Limit Line Read Level CableLoss Antenna Factor Preamp Factor A/Pos T/Pos Remark MHz dBuV/m dB dBuV/m dBuV/m dBuV dB dB/m dB cm deg 1 11015.00 46.21 -27.79 74.00 52.37 15.84 38.54 60.54 300 0 Peak	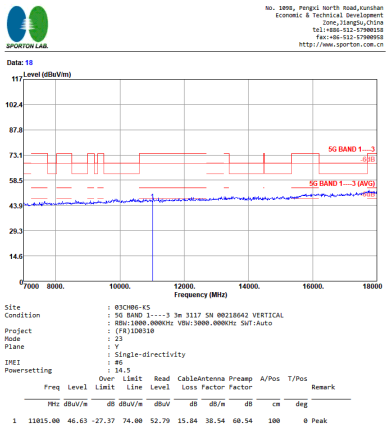 Site : 03CH06-KS Condition : 5G BAND 1----3 3m 3117 SN 00210642 VERTICAL : RBW:1000.000KHz VBW:3000.000KHz SWT:Auto Project : (FR)1D0310 Mode : 23 Plane : Y : Single-directivity IMEI : #6 Powersetting : 14.5 Freq Level Over Limit Limit Line Read Level CableLoss Antenna Factor Preamp Factor A/Pos T/Pos Remark MHz dBuV/m dB dBuV/m dBuV/m dBuV dB dB/m dB cm deg 1 11015.00 46.63 -27.37 74.00 52.79 15.84 38.54 60.54 100 0 Peak

WIFI	Band 3 5470~5725MHz Harmonic @ 3m	
ANT	802.11ac VHT40 CH110 5550MHz	
6+7	Horizontal	Vertical
Peak Avg.	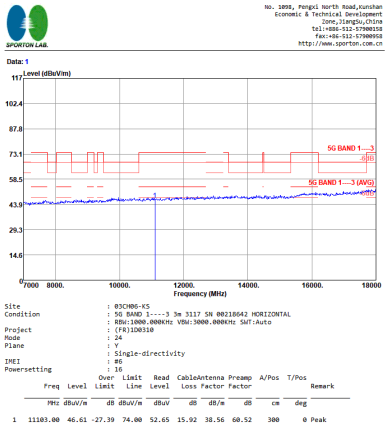	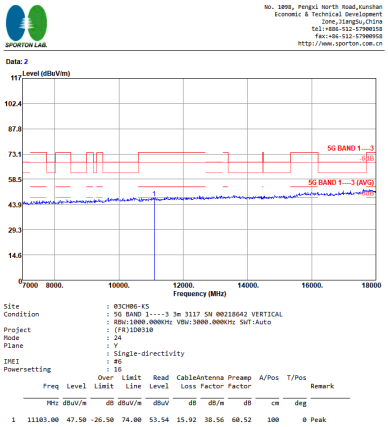

WIFI	Band 3 5470~5725MHz Harmonic @ 3m	
ANT	802.11ac VHT40 CH134 5670MHz	
6+7	Horizontal	Vertical
Peak Avg.	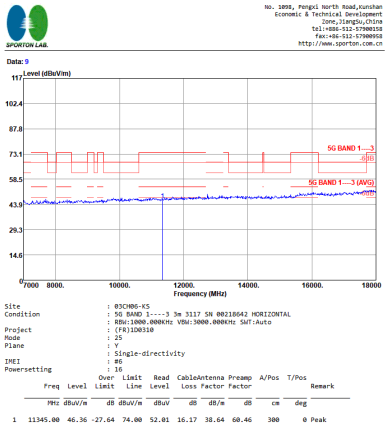	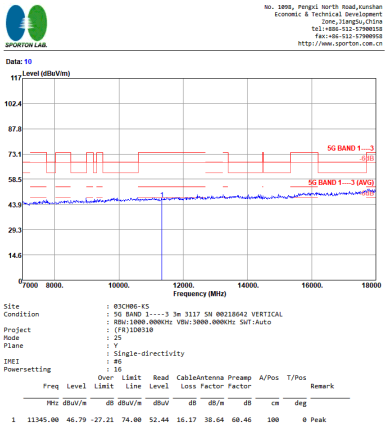

Band 3 5470~5725MHz

WIFI 802.11ac VHT80 (Harmonic @ 3m)

WIFI	Band 3 5470~5725MHz Harmonic @ 3m	
ANT	802.11ac VHT80 CH106 5530MHz	
6+7	Horizontal	Vertical
Peak Avg.	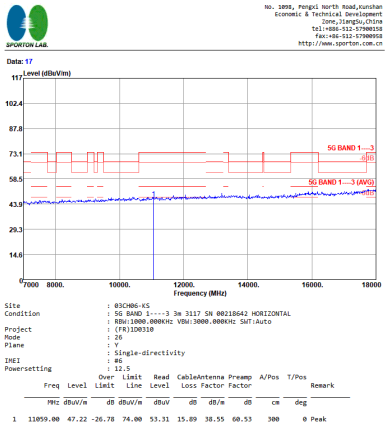	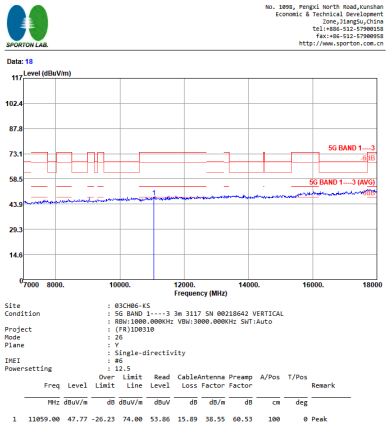

WIFI	Band 3 5470~5725MHz Harmonic @ 3m	
ANT	802.11ac VHT80 CH122 5610MHz	
6+7	Horizontal	Vertical
Peak Avg.	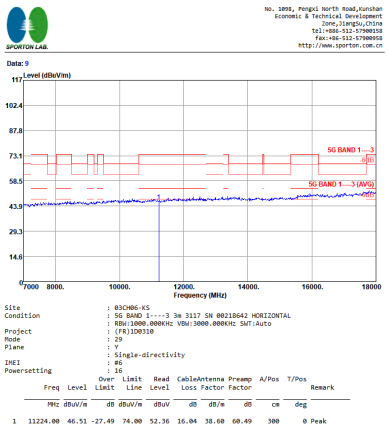	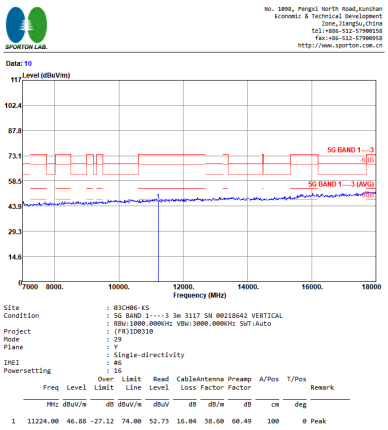

Band 3 - Straddle Channel

WIFI 802.11a (Band Edge @ 3m)

WIFI	Band 3 Straddle Channel Band Edge @ 3m	
ANT	802.11a CH144 5720MHz - L	
6+7	Fundamental	Fundamental
Peak	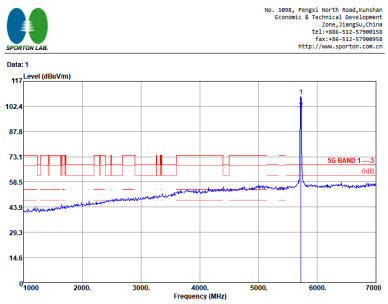	Left blank

WIFI	Band 3 Straddle Channel Band Edge @ 3m	
ANT	802.11a CH144 5720MHz - L	
6+7	Vertical	Fundamental
Peak	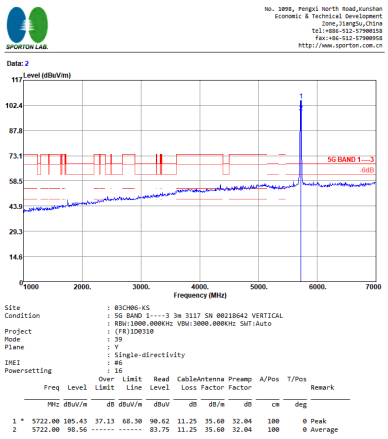	Left blank

Band 3 – Straddle Channel
WIFI 802.11ac VHT20 (Band Edge @ 3m)

WIFI	Band 3 Straddle Channel Band Edge @ 3m	
ANT	802.11ac VHT20 CH144 5720MHz - L	
6+7	Horizontal	Fundamental
Peak	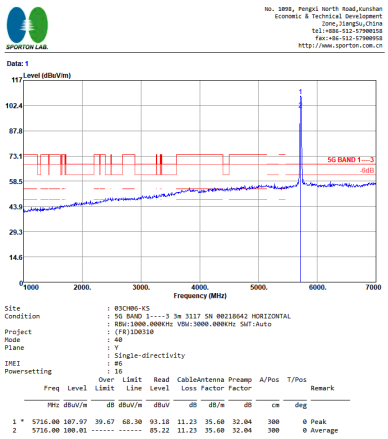	Left blank

WIFI	Band 3 Straddle Channel Band Edge @ 3m	
ANT	802.11ac VHT20 CH144 5720MHz - L	
6+7	Vertical	Fundamental
Peak	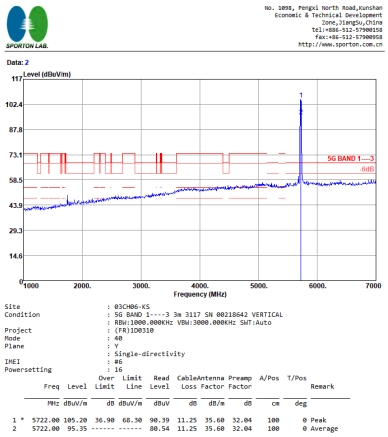	Left blank

Band 3 – Straddle Channel

WIFI 802.11ac VHT40 (Band Edge @ 3m)

WIFI	Band 3 Straddle Channel Band Edge @ 3m	
ANT	802.11ac VHT40 CH142 5710MHz - L	
6+7	Horizontal	Fundamental
Peak	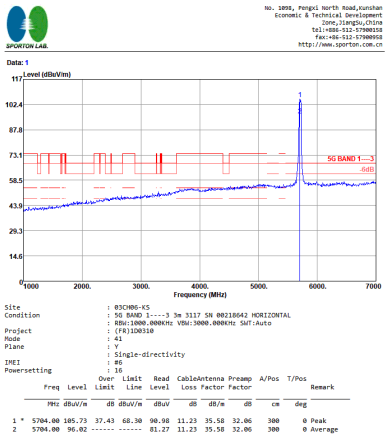	Left blank

WIFI	Band 3 Straddle Channel Band Edge @ 3m	
ANT	802.11ac VHT40 CH142 5710MHz - L	
6+7	Vertical	Fundamental
Peak	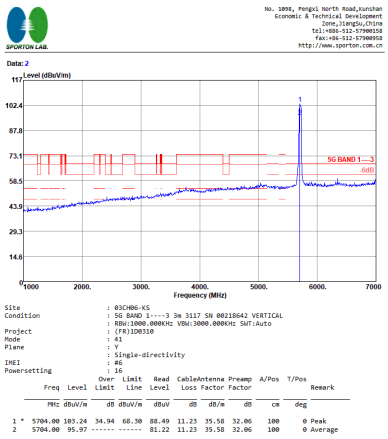	Left blank

Band 3 – Straddle Channel
WIFI 802.11ac VHT80 (Band Edge @ 3m)

WIFI	Band 3 Straddle Channel Band Edge @ 3m	
ANT	802.11ac CH138 5690MHz - L	
6+7	Horizontal	Fundamental
Peak	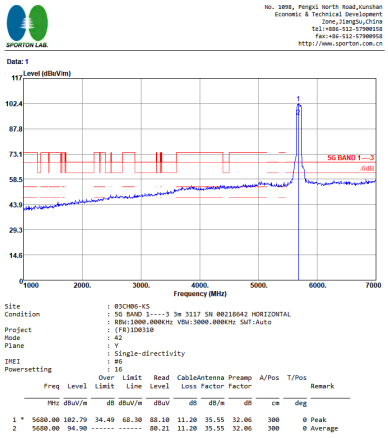	Left blank

WIFI	Band 3 Straddle Channel Band Edge @ 3m	
ANT	802.11ac CH138 5690MHz - L	
6+7	Vertical	Fundamental
Peak	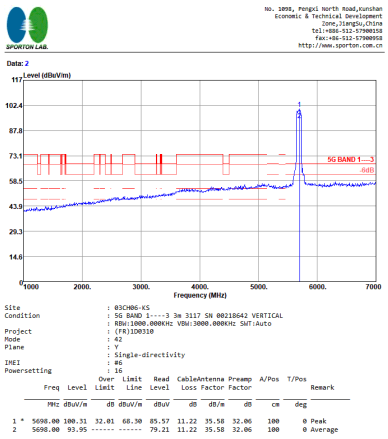	Left blank

Band 3 - Straddle Channel

WIFI 802.11a (Harmonic @ 3m)

WIFI	Band 3 Straddle Channel Harmonic @ 3m	
ANT	802.11a CH144 5720MHz	
6+7	Horizontal	Vertical
Peak Avg.	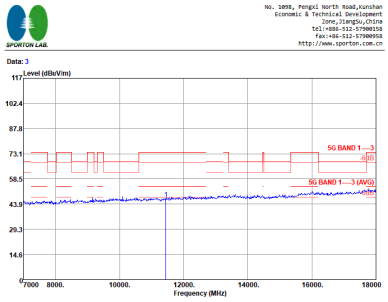	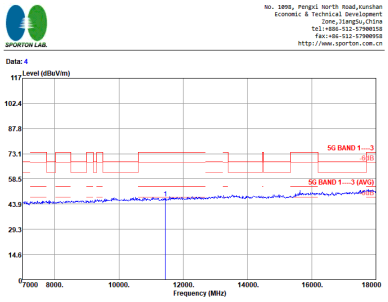

Band 3 – Straddle Channel

WIFI 802.11ac VHT20 (Harmonic @ 3m)

WIFI	Band 3 Straddle Channel Harmonic @ 3m	
ANT	802.11ac VHT20 CH144 5720MHz	
6+7	Horizontal	Vertical
Peak Avg.	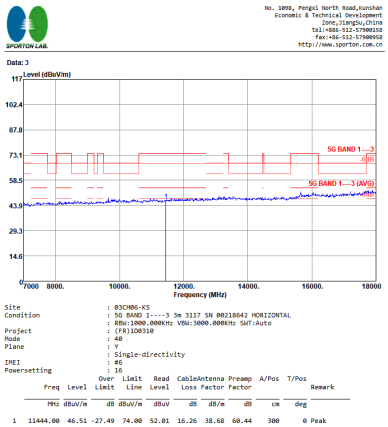	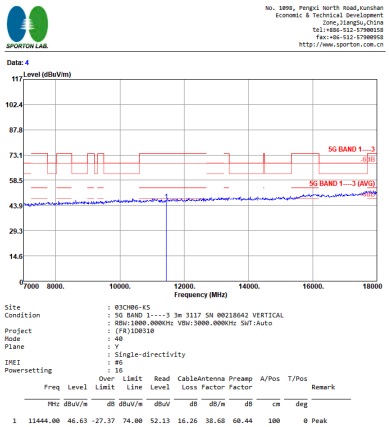

Band 3 – Straddle Channel

WIFI 802.11ac VHT40 (Harmonic @ 3m)

WIFI	Band 3 Straddle Channel Harmonic @ 3m	
ANT	802.11ac VHT40 CH142 5710MHz	
6+7	Horizontal	Vertical
Peak Avg.	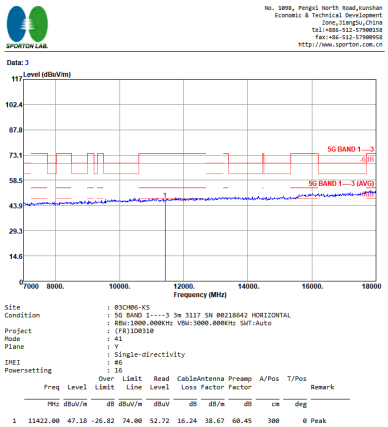	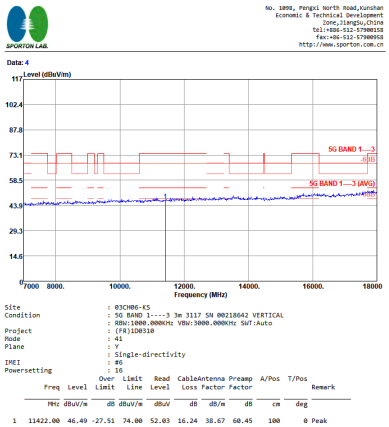

Band 3 – Straddle Channel

WIFI 802.11ac VHT80 (Harmonic @ 3m)

WIFI	Band 3 Straddle Channel Harmonic @ 3m	
ANT	802.11ac VHT80 CH138 5690MHz	
6+7	Horizontal	Vertical
Peak Avg.	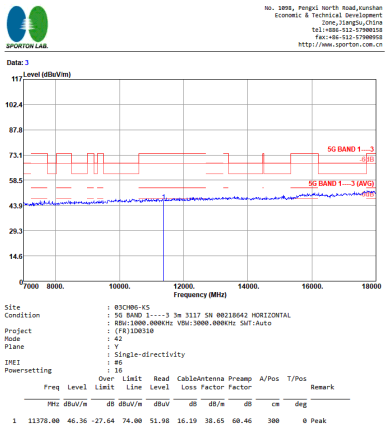 Site : 03CH06-KS Condition : 5G BAND 1----3 3m 3117 SN 00210642 HORIZONTAL : RBW:1000.000KHz VBW:3000.000KHz SWT:Auto Project : (FR)1D0310 Mode : 42 Plane : Y : Single-directivity IMEI : #6 Powersetting : 16 Freq Level Over Limit Limit Line Read Level CableAntenna Loss Factor Preamp Factor A/Pos T/Pos Remark MHz dBuV/m dB dBuV/m dBuV dB dB/m dB cm deg 1 11378.00 46.36 -27.64 74.00 51.98 16.19 38.65 60.46 300 0 Peak	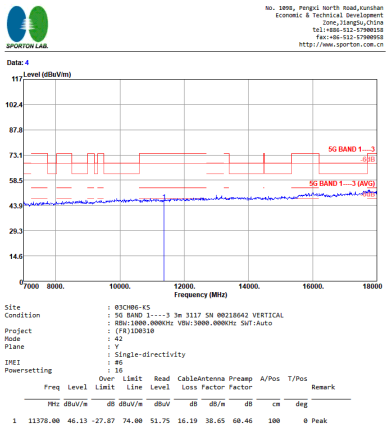 Site : 03CH06-KS Condition : 5G BAND 1----3 3m 3117 SN 00210642 VERTICAL : RBW:1000.000KHz VBW:3000.000KHz SWT:Auto Project : (FR)1D0310 Mode : 42 Plane : Y : Single-directivity IMEI : #6 Powersetting : 16 Freq Level Over Limit Limit Line Read Level CableAntenna Loss Factor Preamp Factor A/Pos T/Pos Remark MHz dBuV/m dB dBuV/m dBuV dB dB/m dB cm deg 1 11378.00 46.13 -27.87 74.00 51.75 16.19 38.65 60.46 100 0 Peak

Emission below 1GHz

5GHz WIFI 802.11a (LF)

WIFI	5GHz WIFI	
ANT	802.11a LF	
6+7	Horizontal	Vertical
QP / Peak	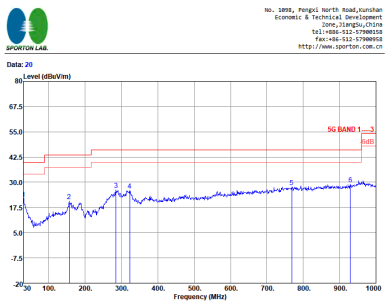 Site : 03CH02-KS Condition : 5G BAND 1----3 3m CBL6112D SN23182 HORIZONTAL : RBW:100.000KHz VBW:300.000KHz SWT:Auto Project : (FR)1D0310 Mode : 1 SN : Battery : Freq Level Over Limit Limit Read Level Cable Loss Antenna Factor Preamp Factor A/Pos T/Pos Remark MHz dBuV/m dB dBuV/m dBuV dB dB/m dB cm deg 1 30.00 21.90 -18.10 40.00 27.95 0.58 24.60 31.23 --- --- Peak 2 156.10 20.64 -22.86 43.50 33.75 2.01 16.20 31.32 --- --- Peak 3 285.11 26.12 -19.88 46.00 35.58 2.73 19.37 31.56 --- --- Peak 4 322.94 25.88 -20.12 46.00 34.84 2.91 19.77 31.64 --- --- Peak 5 768.17 27.55 -18.45 46.00 28.45 4.51 25.74 31.15 --- --- Peak 6 929.19 29.13 -16.87 46.00 28.00 4.97 26.82 30.66 --- --- Peak	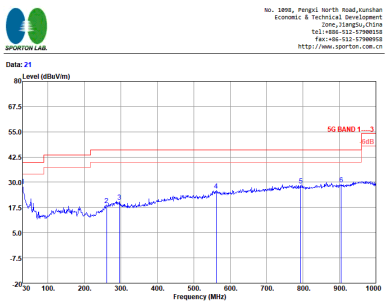 Site : 03CH02-KS Condition : 5G BAND 1----3 3m CBL6112D SN23182 VERTICAL : RBW:100.000KHz VBW:300.000KHz SWT:Auto Project : (FR)1D0310 Mode : 1 Freq Level Over Limit Limit Read Level Cable Loss Antenna Factor Preamp Factor A/Pos T/Pos Remark MHz dBuV/m dB dBuV/m dBuV dB dB/m dB cm deg 1 30.00 28.12 -11.88 40.00 34.17 0.58 24.60 31.23 --- --- Peak 2 260.86 18.67 -27.33 46.00 27.98 2.61 19.50 31.42 --- --- Peak 3 296.75 20.47 -25.53 46.00 29.99 2.79 19.31 31.62 --- --- Peak 4 561.56 25.92 -20.08 46.00 28.70 3.85 24.93 31.56 --- --- Peak 5 793.39 28.56 -17.44 46.00 29.40 4.58 25.79 31.21 --- --- Peak 6 904.94 29.10 -16.90 46.00 28.55 4.90 26.72 31.07 --- --- Peak

Co-location:

WWAN LTE 41 Link + WLAN 5GHz 11a CH36(Ant.6) + BLE 2Mbps CH39(Ant.6)

Band 1 - 5150~5250MHz

WIFI 802.11a (Band Edge @ 3m)

WIFI	Band 1 5150~5250MHz Band Edge @ 3m	
ANT	802.11a CH36 5180MHz	
6	Horizontal	Fundamental
Peak	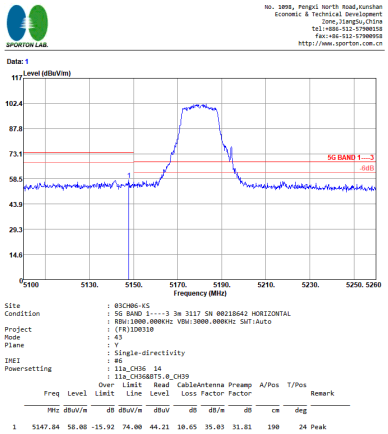	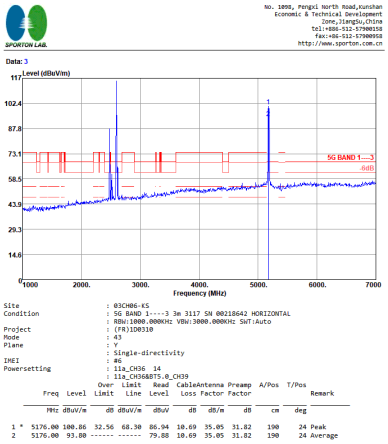
Avg.	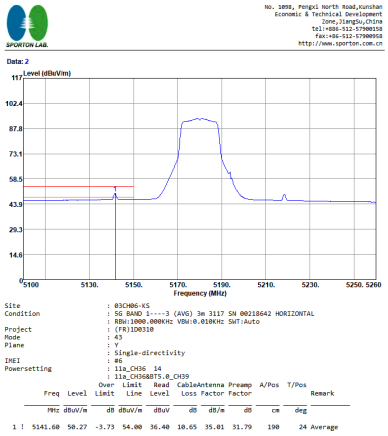	Left blank

WIFI	Band 1 5150~5250MHz Band Edge @ 3m	
ANT	802.11a CH36 5180MHz	
6	Vertical	Fundamental
Peak	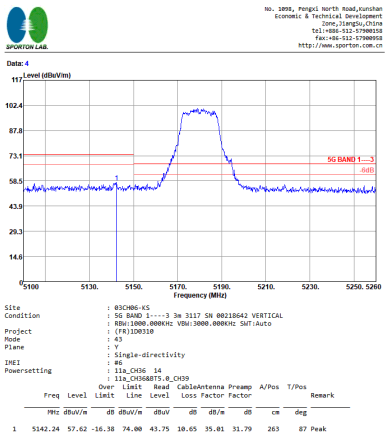	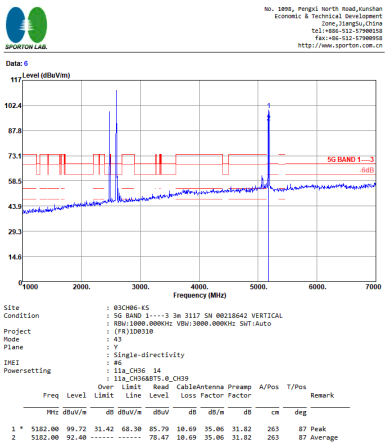
Avg.	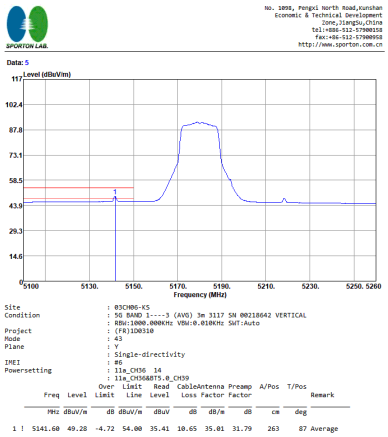	Left blank

BLE	2.4GHz 2400~2483.5MHz Band Edge @ 3m	
ANT	BLE CH39 2480MHz	
6	Horizontal	Fundamental
Peak	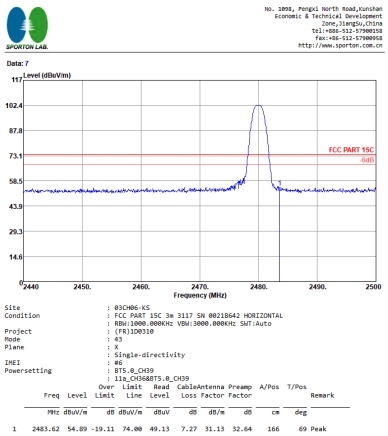	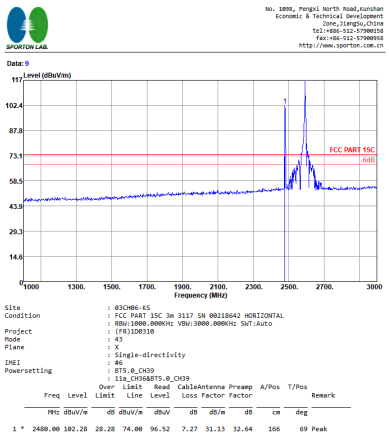
Avg.	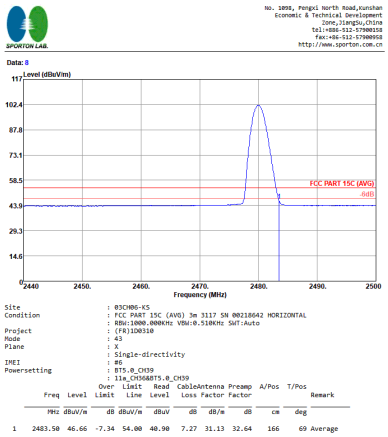	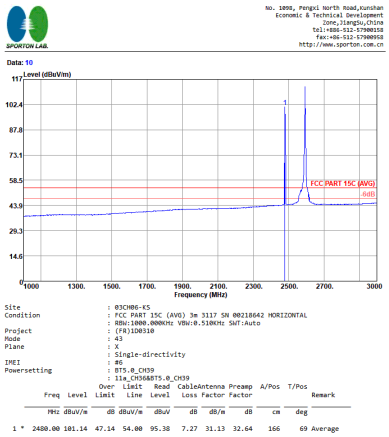

BLE	2.4GHz 2400~2483.5MHz Band Edge @ 3m	
ANT	BLE CH39 2480MHz	
6	Vertical	Fundamental
Peak	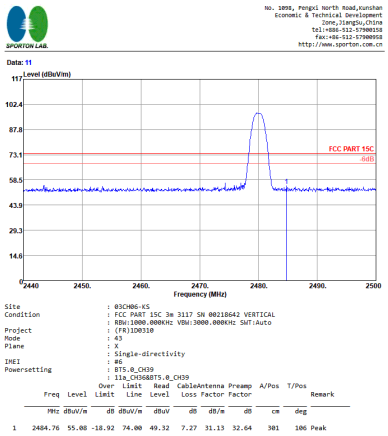	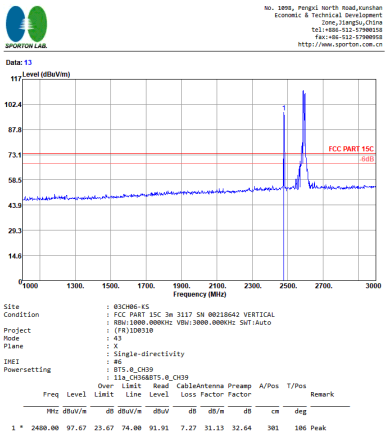
Avg.	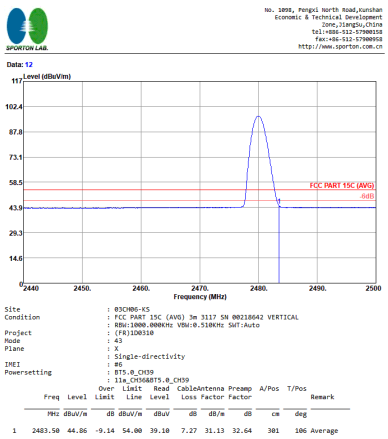	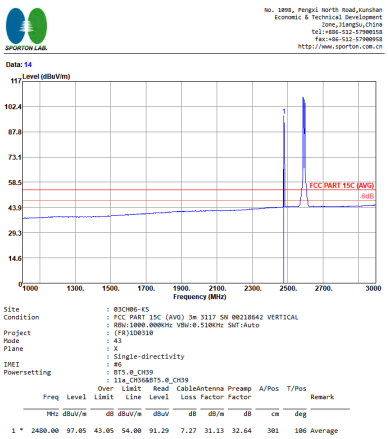

2.4GHz 2400~2483.5MHz

BLE (Harmonic @ 3m)

BLE	2.4GHz 2400~2483.5MHz Harmonic @ 3m	
ANT	BLE CH39 2480MHz	
6	Horizontal	Vertical
Peak Avg.	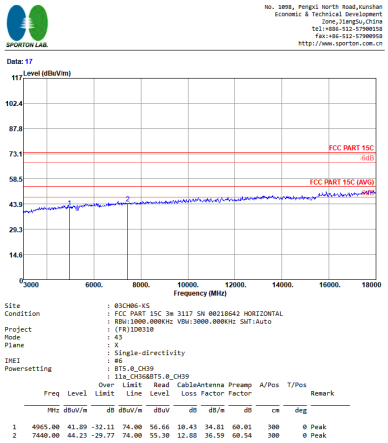 	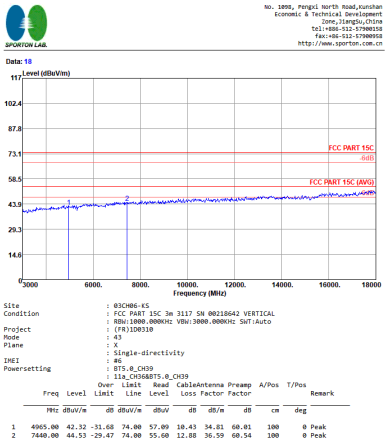

Band 1 - 5150~5250MHz

WIFI 802.11a (Harmonic @ 3m)

WIFI	Band 1 5150~5250MHz Harmonic @ 3m	
ANT	802.11a CH36 5180MHz	
6	Horizontal	Vertical
Peak Avg.	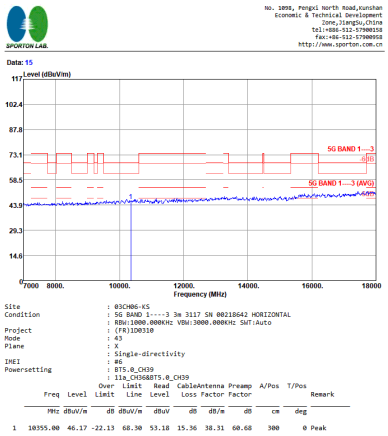	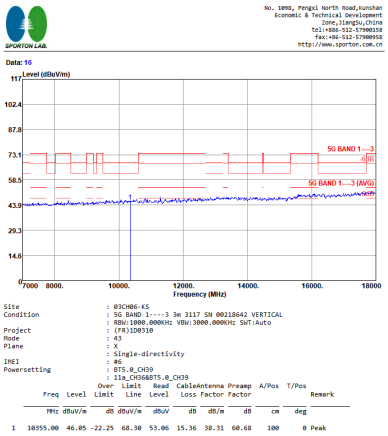

Co-location:

WWAN LTE 41 Link + WLAN 5GHz 11a CH36(Ant.7) + BLE 2Mbps CH39(Ant.6)

Band 1 - 5150~5250MHz

WIFI 802.11a (Band Edge @ 3m)

WIFI	Band 1 5150~5250MHz Band Edge @ 3m	
ANT	802.11a CH36 5180MHz	
7	Horizontal	Fundamental
Peak	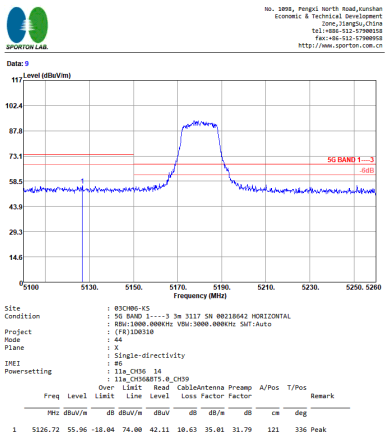	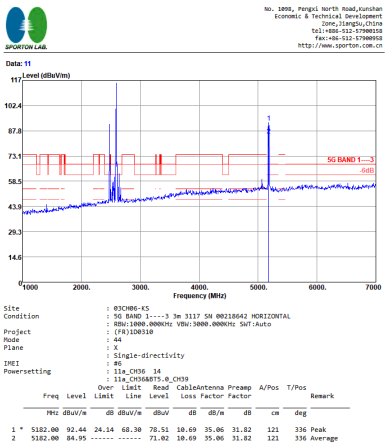
Avg.	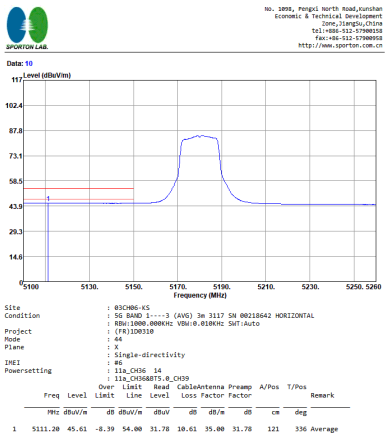	Left blank

WIFI	Band 1 5150~5250MHz Band Edge @ 3m	
ANT	802.11a CH36 5180MHz	
7	Vertical	Fundamental
Peak	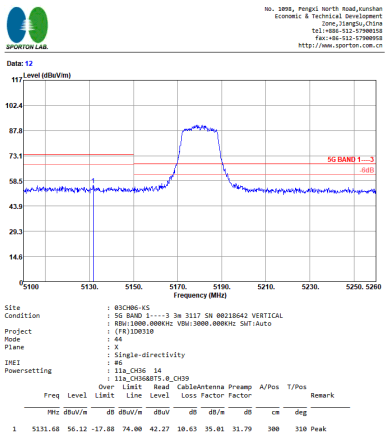	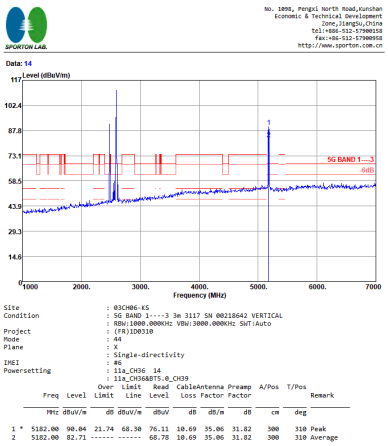
Avg.	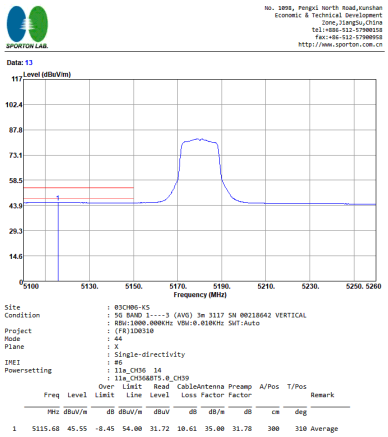	Left blank

BLE	2.4GHz 2400~2483.5MHz Band Edge @ 3m	
ANT	BLE CH39 2480MHz	
6	Horizontal	Fundamental
Peak	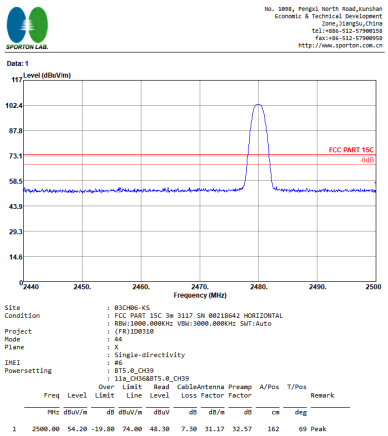	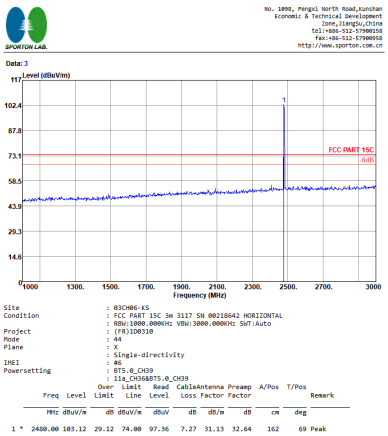
Avg.	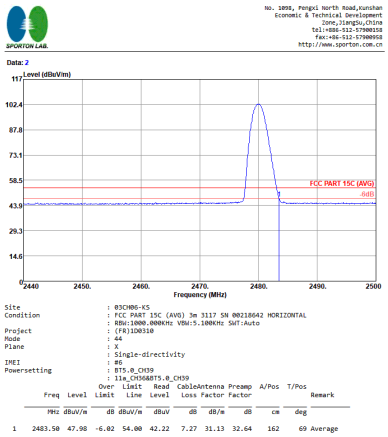	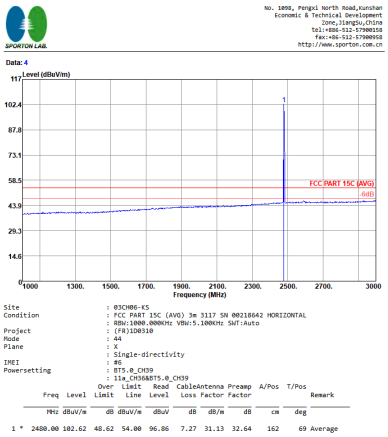

BLE	2.4GHz 2400~2483.5MHz Band Edge @ 3m	
ANT	BLE CH39 2480MHz	
6	Vertical	Fundamental
Peak	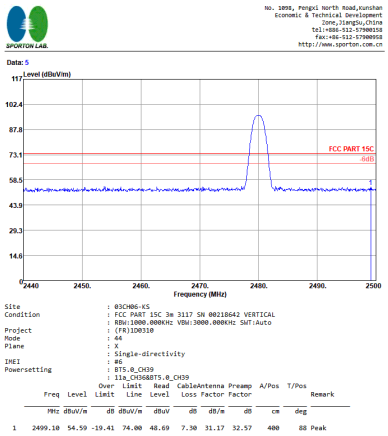 Site : 03CH06-KS Condition : FCC PART 15C 3m 3117 SN 00218642 VERTICAL : RBW:1000.000KHz VBW:3000.000KHz SWT:Auto Project : (FR)1D0310 Mode : 44 Plane : X : Single-directivity IMEI : #6 Powersetting : BT5.0_CH39 : 11a_CH36&BT5.0_CH39 Freq Level Over Limit Limit Read Level Cable Loss Antenna Factor Preamp Factor A/Pos T/Pos Remark MHz dBuV/m dB dBuV/m Line dBuV Level dB dB/m dB cm deg 1 2499.10 54.59 -19.41 74.00 48.69 7.30 31.17 32.57 400 88 Peak	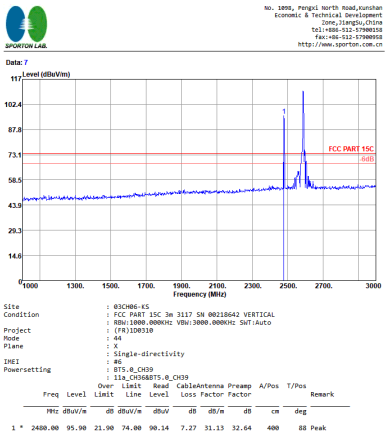 Site : 03CH06-KS Condition : FCC PART 15C 3m 3117 SN 00218642 VERTICAL : RBW:1000.000KHz VBW:3000.000KHz SWT:Auto Project : (FR)1D0310 Mode : 44 Plane : X : Single-directivity IMEI : #6 Powersetting : BT5.0_CH39 : 11a_CH36&BT5.0_CH39 Freq Level Over Limit Limit Read Level Cable Loss Antenna Factor Preamp Factor A/Pos T/Pos Remark MHz dBuV/m dB dBuV/m Line dBuV Level dB dB/m dB cm deg 1 * 2480.00 95.90 21.90 74.00 90.14 7.27 31.13 32.64 400 88 Peak
Avg.	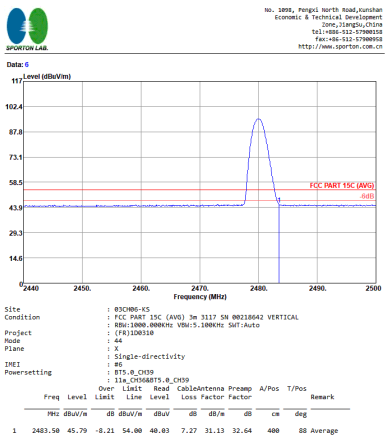 Site : 03CH06-KS Condition : FCC PART 15C (AVG) 3m 3117 SN 00218642 VERTICAL : RBW:1000.000KHz VBW:5.100KHz SWT:Auto Project : (FR)1D0310 Mode : 44 Plane : X : Single-directivity IMEI : #6 Powersetting : BT5.0_CH39 : 11a_CH36&BT5.0_CH39 Freq Level Over Limit Limit Read Level Cable Loss Antenna Factor Preamp Factor A/Pos T/Pos Remark MHz dBuV/m dB dBuV/m Line dBuV Level dB dB/m dB cm deg 1 2483.50 45.79 -8.21 54.00 40.03 7.27 31.13 32.64 400 88 Average	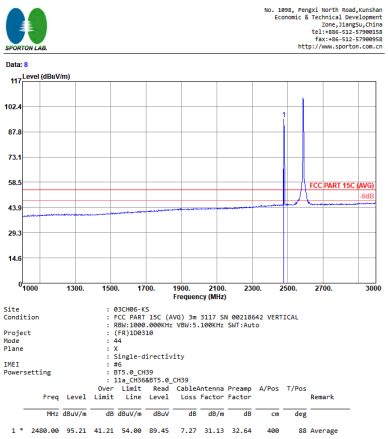 Site : 03CH06-KS Condition : FCC PART 15C (AVG) 3m 3117 SN 00218642 VERTICAL : RBW:1000.000KHz VBW:5.100KHz SWT:Auto Project : (FR)1D0310 Mode : 44 Plane : X : Single-directivity IMEI : #6 Powersetting : BT5.0_CH39 : 11a_CH36&BT5.0_CH39 Freq Level Over Limit Limit Read Level Cable Loss Antenna Factor Preamp Factor A/Pos T/Pos Remark MHz dBuV/m dB dBuV/m Line dBuV Level dB dB/m dB cm deg 1 * 2480.00 95.21 41.21 54.00 89.45 7.27 31.13 32.64 400 88 Average

2.4GHz 2400~2483.5MHz

BLE (Harmonic @ 3m)

BLE	2.4GHz 2400~2483.5MHz Harmonic @ 3m	
ANT	BLE CH39 2480MHz	
6	Horizontal	Vertical
Peak Avg.	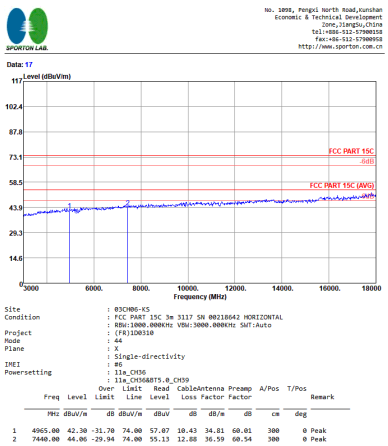	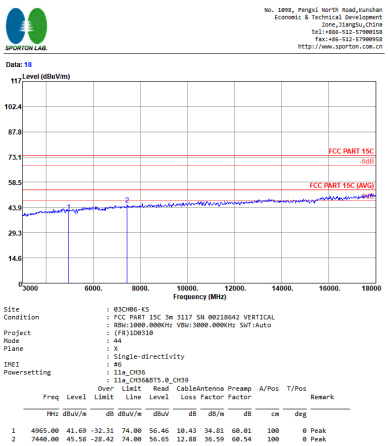	

Band 1 - 5150~5250MHz

WIFI 802.11a (Harmonic @ 3m)

WIFI	Band 1 5150~5250MHz Harmonic @ 3m	
ANT	802.11a CH36 5180MHz	
7	Horizontal	Vertical
Peak Avg.	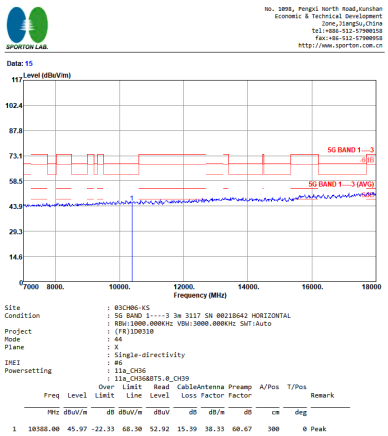	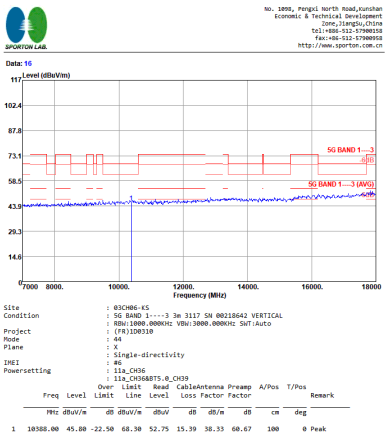

Co-location:

WWAN LTE 41 Link + WLAN 5GHz 11a CH36(Ant.6+7) + BLE 2Mbps CH39(Ant.6)

Band 1 - 5150~5250MHz

WIFI 802.11a (Band Edge @ 3m)

WIFI	Band 1 5150~5250MHz Band Edge @ 3m	
ANT	802.11a CH36 5180MHz	
6+7	Horizontal	Fundamental
Peak	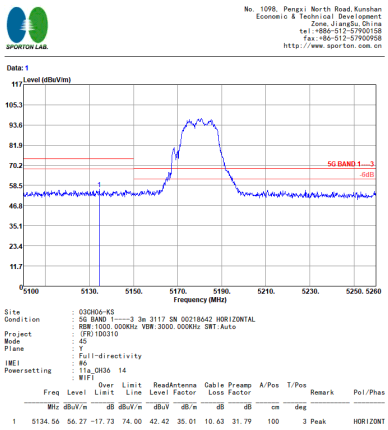	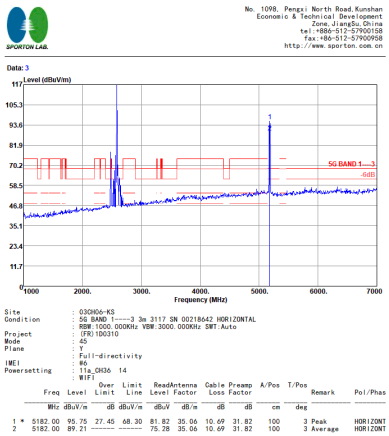

Avg.	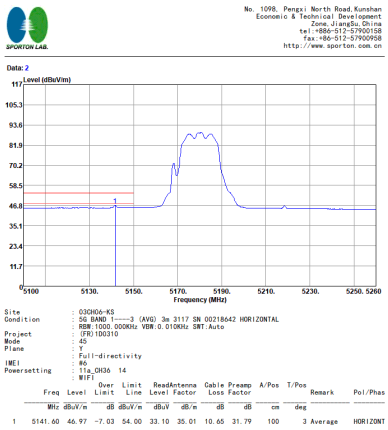	Left blank

WIFI	Band 1 5150~5250MHz Band Edge @ 3m	
ANT	802.11a CH36 5180MHz	
6+7	Vertical	Fundamental
Peak	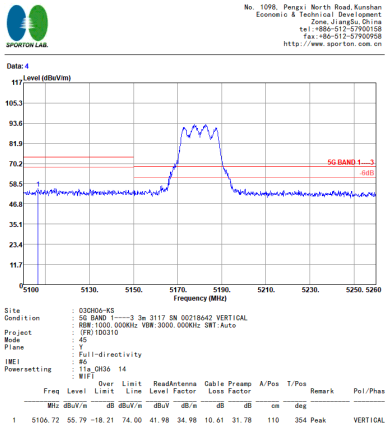	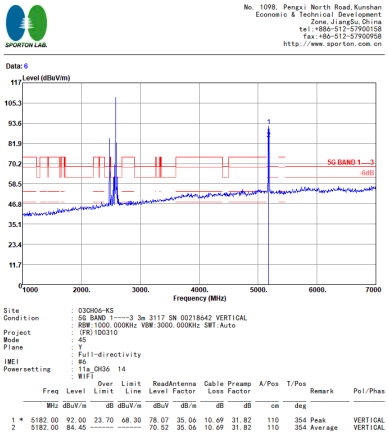
Avg.	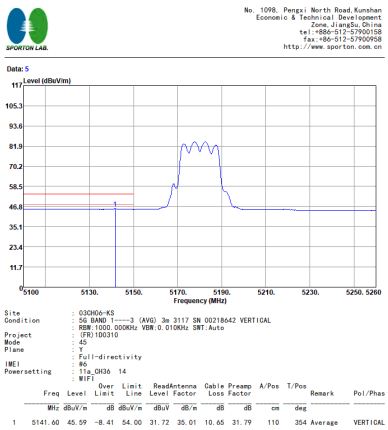	Left blank

BLE	2.4GHz 2400~2483.5MHz Band Edge @ 3m	
ANT	BLE CH39 2480MHz	
6+7	Horizontal	Fundamental
Peak	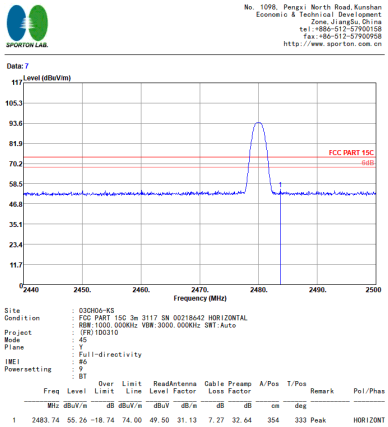	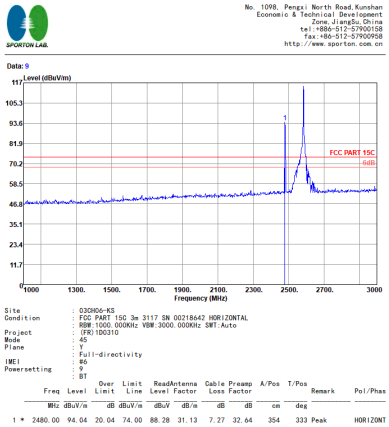
Avg.	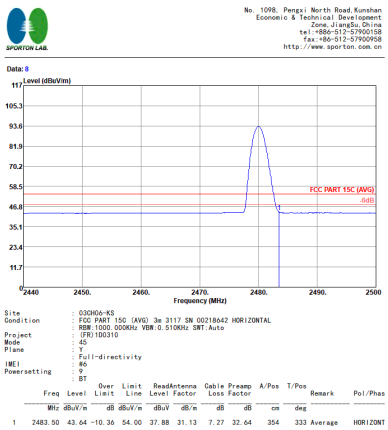	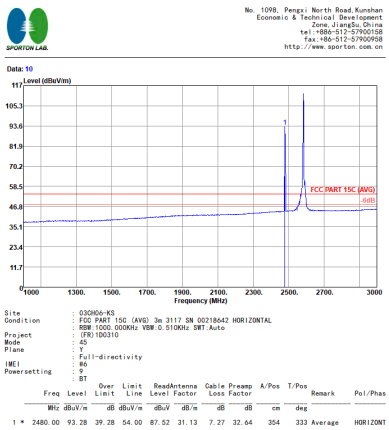

BLE	2.4GHz 2400~2483.5MHz Band Edge @ 3m	
ANT	BLE CH39 2480MHz	
6+7	Vertical	Fundamental
Peak	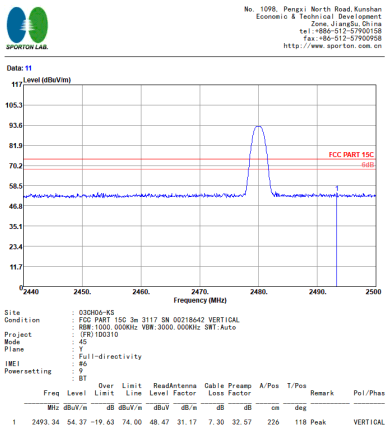	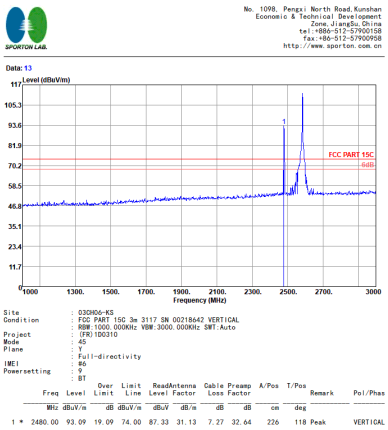
Avg.	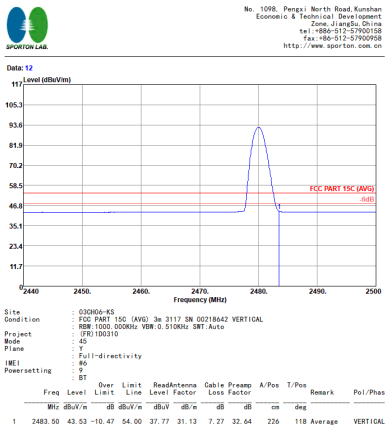	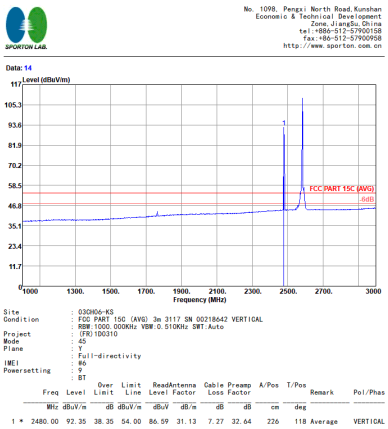

2.4GHz 2400~2483.5MHz

BLE (Harmonic @ 3m)

BLE	2.4GHz 2400~2483.5MHz Harmonic @ 3m	
ANT	BLE CH39 2480MHz	
6+7	Horizontal	Vertical
Peak Avg.	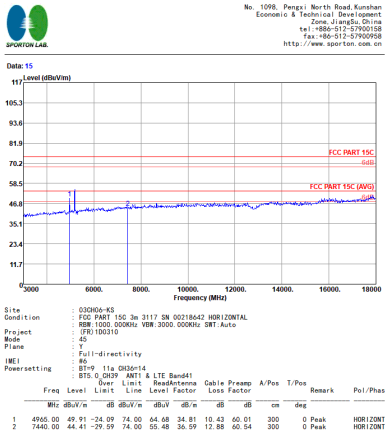	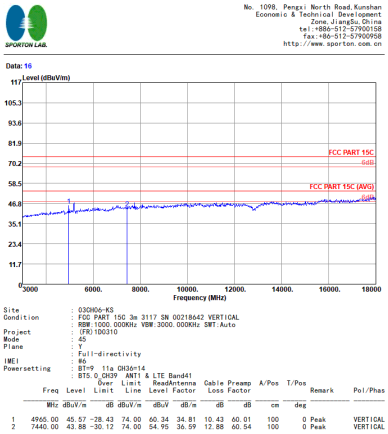

Band 1 - 5150~5250MHz

WIFI 802.11a (Harmonic @ 3m)

WIFI	Band 1 5150~5250MHz Harmonic @ 3m	
ANT	802.11a CH36 5180MHz	
6+7	Horizontal	Vertical
Peak Avg.	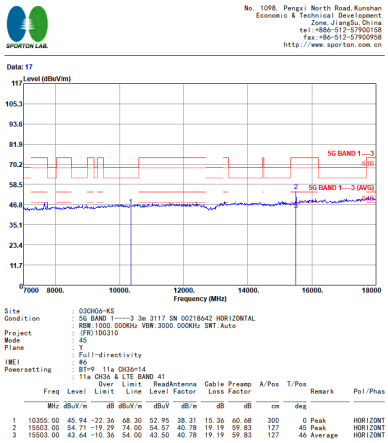	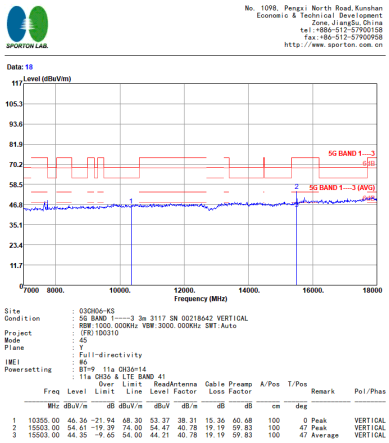

Appendix E. Duty Cycle Plots

Band	Duty Cycle(%)	T(ms)	1/T(kHz)	VBW Setting	Duty Factor
802.11a	98.62	-	-	10Hz	-
5GHz 802.11n/ac HT20/VHT20	98.16	-	-	10Hz	-
5GHz 802.11n/ac HT40/VHT40	96.32	0.949	1.053	1.1KHz	0.16
5GHz 802.11ac VHT80	93.02	0.464	2.156	2.2KHz	0.31

802.11a

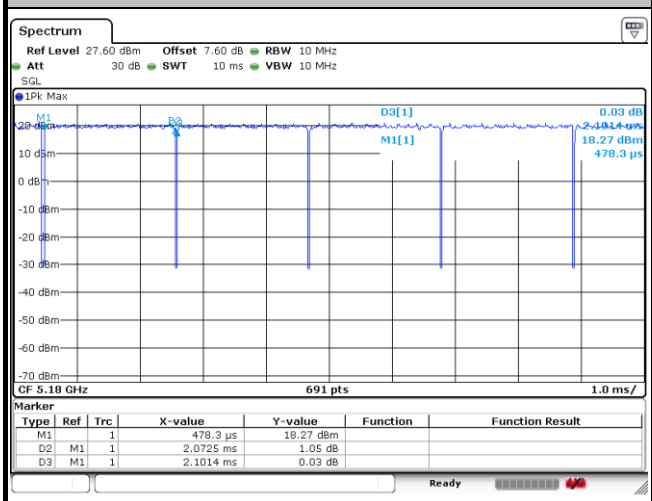

5GHz 802.11ac VHT20

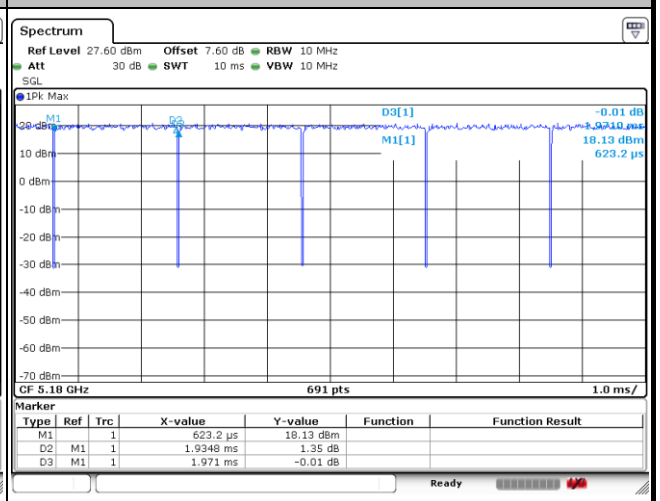

5GHz 802.11ac VHT40	5GHz 802.11ac VHT80
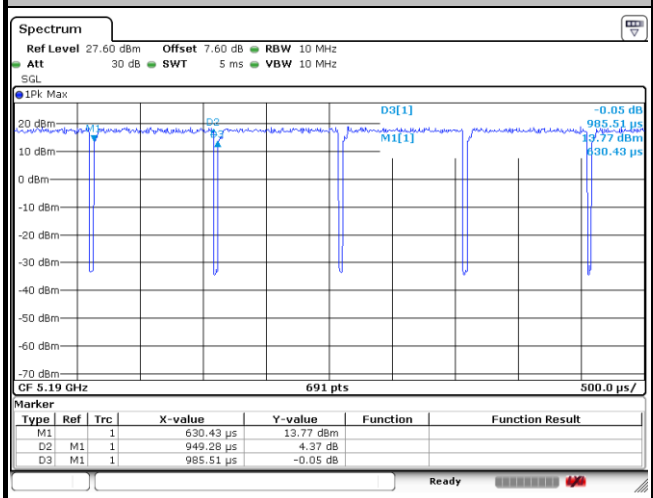	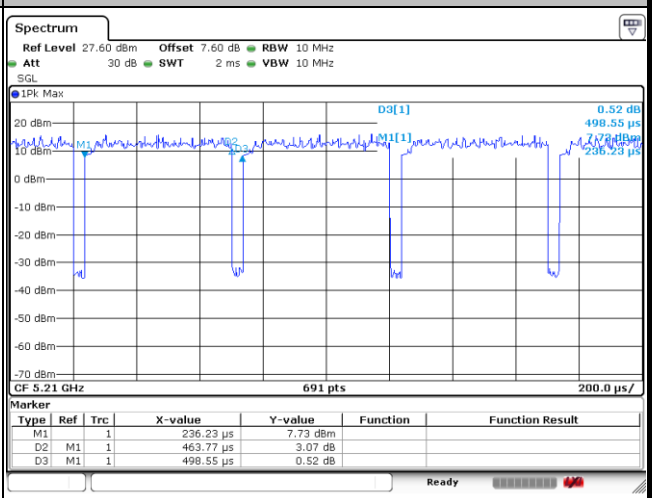

———THE END———