

RADIOSHACK WORLDWIDE CORP.

Wireless Headphone

MODELO: 3304400/3304401



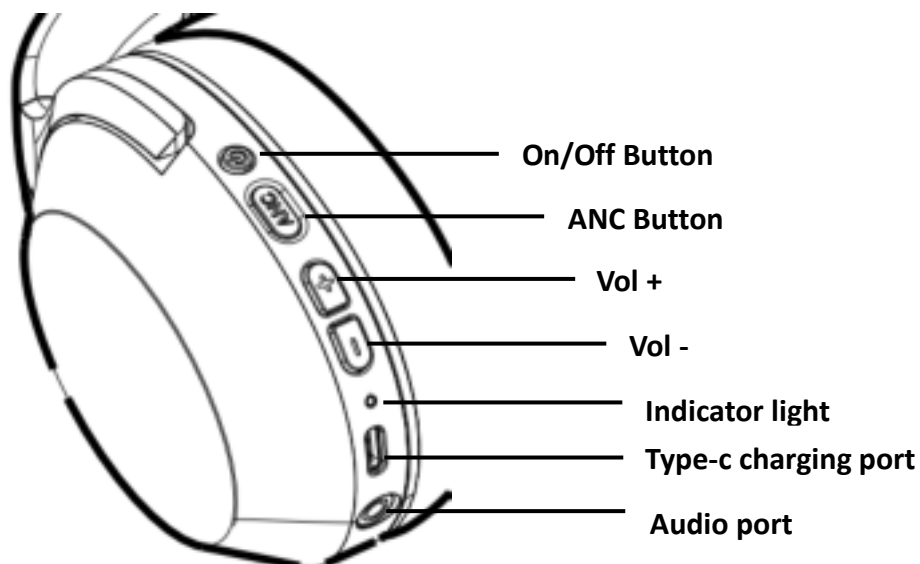
Package:



- Headphone
- Type-C charging cable
- User Guide

Specification :

1. Input charging voltage: 5V, 500mA
2. Charging port: Type-C
3. Charge time: approx. 3hours
4. Playing time: up to 22 hours,
5. Battery capacity: 3.7V, 500 mAH
6. Bluetooth version: V5.4
7. Noise reduction depth: $-20 \pm 2\text{dB}$
8. Frequency response: 20Hz-20kHz (Speaker)
9. Sensitivity: $100 \pm 2\text{dB}$ (Speaker)
10. Frequency response: 170Hz-8kHz (Mic)
11. Sensitivity: $-1 \pm 3\text{dB}$ (Mic)
12. Bluetooth connection range: approx. 10m

Specifications are subject to change and improvement without notice. Actual product may vary from the images found in this document.



To...	Button	Press
Turn on headphone		and hold 2 sec
Turn off headphone		and hold 4 sec
Play/Pause		× 1
Answer/end call		× 1
Reject an incoming call		and hold 2 sec
Last-number redial		× 2 quickly
Volume up / down	+/-	≥ 1
Go to next track	+	and hold
Go to previous track	-	and hold
Turn on/off ANC		× 1

Note: Music playback is paused during call functions and resumes when the calls ended.

How to use:

A. Charge:

1. Connect the Type-C charging cable to the headphone and a USB source;
2. LED lights red when charging and turns off when fully charged.

B. Pairing:

1. With the headphones turn on, enter pairing model, LED rapidly flashes blue and red.
2. On your device, turn on the Bluetooth function, and set it to search for Bluetooth devices.
3. Select (GM05 ANC) from the list of found devices.
4. When paired, the LED flashes blue slowly.

Note:

- During pairing, if the headphones are not connected to a device within 5 minutes, they automatically turn off.

NOTE: This equipment has been tested and found to comply with the limits for a Class B digital device, pursuant to part 15 of the FCC Rules. These limits are designed to provide reasonable protection against harmful interference in a residential installation. This equipment generates, uses and can radiate radio frequency energy and, if not installed and used in accordance with the instructions, may cause harmful interference to radio communications. However, there is no guarantee that interference will not occur in a particular installation. If this equipment does cause harmful interference to radio or television reception, which can be determined by turning the equipment off and on, the user is encouraged to try to correct the interference by one or more of the following measures:

- Reorient or relocate the receiving antenna.
- Increase the separation between the equipment and receiver.
- Connect the equipment into an outlet on a circuit different from that to which the receiver is connected.
- Consult the dealer or an experienced radio/TV technician for help

Changes or modifications not expressly approved by the party responsible for compliance could void the user's authority to operate the equipment.

This device complies with Part 15 of the FCC Rules. Operation is subject to the following two conditions:

(1) this device may not cause harmful interference, and (2) this device must accept any interference received, including interference that may cause undesired operation.