



APPENDIX-A Test Photo


Mode 1: Antenna 5: Taiyo Yuden / AH104F2450S1 Radiation (Below 1GHz)




Radiation (Above 1GHz)




Mode 2: Antenna 6: Linx/Antenna Factor / ANT-2.4-USP Radiation (Below 1GHz)




Radiation (Above 1GHz)




**Mode 3: Antenna 7: Jersoncom / 10I010D
Radiation (Below 1GHz)**




Radiation (Above 1GHz)



**Mode 4: Antenna 4: Ethertronics / 1001013
Radiation (Below 1GHz)**



Radiation (Above 1GHz)



Conducted Emission Set Up Photo

