

MAINTENANCE

- Remove the batteries when the unit is not in use for long periods.
- Clean with soft cloth.
- Avoid being heated or being exposed to strong sunlight.
- Keep dry.

"Hereby,Rastar Group, declares that this MODEL R/C CAR is in compliance with the essential requirements and other relevant provisions of Directive 1999/5/EC. The declaration of conformity may be consulted at www.rastar.cn/DoC.pdf"

FCC ID: 2AENTXH150429TX

This device complies with Part 15 of the FCC Rules. Operation is subject to the following two conditions : (1) this device may not cause harmful interference, and (2) this device must accept any interference received, including interference that may cause undesired operation.

WARNING:
CHOKING HAZARD-Small parts.
Not for children under 3 years.

The instruction has to be kept since it contains important information.

RASTAR GROUP

Add:Xinghui Industrial Park, Xiadao Road, Shanghua,
Chenghai, Shantou, Guangdong, China.
[Http://www.rastar.cn](http://www.rastar.cn)

01.04.00014.00506



INSTRUCTIONS

This manual is applicable to following type of products:

21000,21800,21900,23200-1,25910,26400,27400,27800,28000,28110,28200,28400,28810,30400,30600,30800,31200,31400,31600,31601,31900,35500,35800,36400,38200,38500,38700,38900,38901,40300,40700,42100,42200,42300,42400,42500,42600,42700,42800,42900,43000,44100,44200,44400,44600,47100,47200,47300,47400,47500,47510,47600,47700,47800,47900,48000,49100,49200,49300,49400,49500,49600,49700,49800,49900,50100,50200,57500,70200,70300,70400,70500,70600,70700,70710,70800,70900,71010,71100,72500,73000,73300,73400,26400-2,38900-2,38901-2,42300-2,42500-2,42800-2,42900-2,43000-2,47100-2,47200-2,47300-2,47700-2,57500-2,70200-2,70300-2,70400-2,70500-2,70600-2,70700-2,70800-2,70900-2,71010-2,71100-2.

Warning: Changes or modifications to this unit not expressly approved by the party responsible for compliance could void the user's authority to operate the equipment.

NOTE: This equipment has been tested and found to comply with the limits for a Class B digital device, pursuant to Part 15 of the FCC Rules. These limits are designed to provide reasonable protection against harmful interference in a residential installation. This equipment generates, uses and can radiate radio frequency energy and, if not installed and used in accordance with the instructions, may cause harmful interference to radio communications.

However, there is no guarantee that interference will not occur in a particular installation. If this equipment does cause harmful interference to radio or television reception, which can be determined by turning the equipment off and on, the user is encouraged to try to correct the interference by one or more of the following measures:

- Reorient or relocate the receiving antenna.
- Increase the separation between the equipment and receiver.
- Connect the equipment into an outlet on a circuit different from that to which the receiver is connected.
- Consult the dealer or an experienced radio/TV technician for help.



OPERATION GUIDE

- The fixing piece for chassis can be used to twist the lock of the battery cover, please see the picture on the right.
- Please open the lid and put 5pcs of "AA" batteries into the car according to its polarity, then close the lid.
- Put the antenna into the controller socket. Open the lid and put the 9V (6F22) battery according to its polarity, then close the lid.
- Switch to "ON" position on the controller, the light of it will be on. Then switch to "ON" position on the car to begin playing.
- Adjust the direction adjustment switch to control the car running in a straight line.



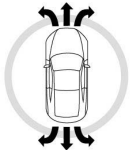
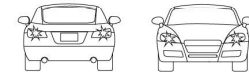
CAUTION

- Different types of batteries or new and used batteries are not to be mixed. Exhausted batteries are to be removed from the toy.
- Batteries should be replaced by an adult. Batteries are to be inserted with the correct polarity. The supply terminals are not to be short-circuited.
- Non-rechargeable batteries are not to be recharged. Rechargeable batteries are to be removed from the toy before being charged. Batteries are to be charged by adult or by children at least 8 years old, leaked or broken batteries are not to be charged.
- Rechargeable batteries are only to be charged under adults' supervision.
- Only batteries of the same or equivalent type as recommended are to be used.
- The antenna and wire are not to be inserted into output socket.
- Never put the batteries near fire or any source of heat, nor water or direct sunlight.
- Skin or clothing is to be washed immediately if you make contact with leaked liquid from the battery.
- Regularly examine the toy for any damage to its wires, plug, enclosure and other parts, and they must not be used until the damage has been repaired.
- For better preservation of rechargeable batteries, please regularly recharge it. And only a charger of the same or equivalent type as recommended are to be used.
- Plastic bag is not for playing, for which may cause suffocation, please keep away from small children.

FEATURES & FUNCTION

Function: Forward, Reverse, Turn Left, Turn Right, Headlight and Tail Light.

Features: Authentic car styling with injection moulded body, Independent suspension system.



• When your vehicle starts to lose power, it may lose functions or performance. It's time for fresh batteries (or recharged). Your vehicle's running time may change depending on your driving style.




• Don't drive your vehicle in sand or through water or snow.



• Radio interference can make your vehicle run badly. Interference can be caused by other R/C vehicles running on the same frequency, electrical wires, large buildings, or CB radios. Try to stay away from these!



• Don't put your vehicle near heat or in direct sunlight. Always turn switches OFF after operating.



• Point your transmitter antenna up not down toward your vehicle. If your vehicle gets too far away, it won't work properly. If your transmitter has an antenna carry-loop feature, make sure the antenna is remove from the holder and straighten before operating.



Car pictures demonstrated above may vary from the toys.