

LPD-20W

User Guide



LEGAL INFORMATION

Copyright © 2022 ZTE Corporation

All rights reserved.

No part of this publication may be quoted, reproduced, translated or used in any form or by any means, electronic or mechanical, including photocopying and microfilm, without the prior written permission of ZTE Corporation.

Notice

ZTE Corporation reserves the right to make modifications on print errors or update specifications in this guide without prior notice.

We offer self-service for our smart terminal device users. Please visit the ZTE official website (at <https://ztedevices.com>) for more information on self-service and supported product models. Information on the website takes precedence.

Disclaimer

ZTE Corporation expressly disclaims any liability for faults and damages caused by unauthorized modifications of the software.

Images and screenshots used in this guide may differ from the actual product. Content in this guide may differ from the actual product or software.

Trademarks

ZTE and the ZTE logos are trademarks of ZTE Corporation.

The *Bluetooth*® word mark and logos are registered trademarks owned by the Bluetooth SIG, Inc. and any use of such marks by ZTE Corporation is under license.

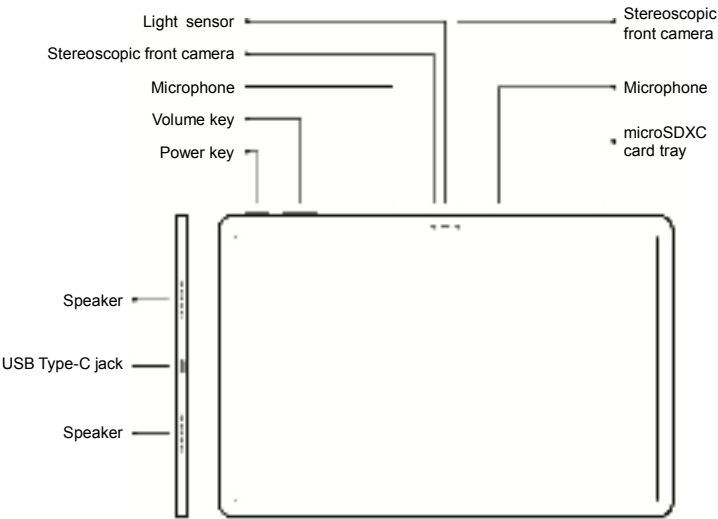



microSDXC Logo is a trademark of SD-3C, LLC.

Other trademarks and trade names are those of their respective owners.



Version No.: R1.0

Getting to Know Your Device





Powering On/Off

- Press and hold the **Power** key for a few seconds to power on.
- To power off, press and hold the **Power** key for a few seconds. Then touch touch  > .



NOTES:

- If the screen freezes or takes too long to respond, try pressing and holding the **Power** key for over 10 seconds to restart the device.
- If the battery is extremely low, you may be unable to power on the device even when it is being charged. In this case, try again after charging the device for at least 20 minutes. Contact the customer service if it still cannot power on after prolonged charging.

Waking Up Your Device

Your device automatically goes into sleep mode when it is not in use for some time. The display is turned off to save power and the keys are locked to prevent accidental operations.

You can wake up your device by turning on the display and unlocking the keys.

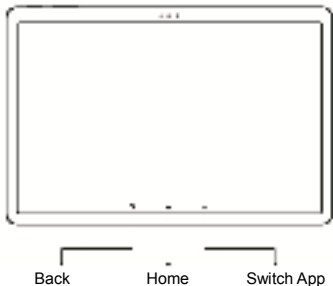
1. Press the **Power** key to turn the screen on.
2. Swipe up on the screen.


















NOTE:

If you have set a face verification, a fingerprint, an unlock pattern, a PIN or a password for your device, you'll need to use your face or fingerprint, draw the pattern, or enter the PIN/password to unlock.

Bottom Navigation Bar



Product Safety Information

	Small parts may cause choking.
	Your device can produce a loud sound.
	To prevent possible hearing damage, do not listen at high volume levels for long periods.
	Avoid contact with anything magnetic.
	Keep away from pacemakers and other electronic medical devices.
	Turn off when asked to in hospitals and medical facilities.
	Turn off when told to on aircraft and at airports.
	Turn off when near explosive materials or liquids.
	Don't use at gas stations.
	Your device may produce a bright or flashing light.
	Don't dispose of your device in fire.
	Avoid extreme temperatures.
	Avoid contact with liquids. Keep your device dry.
	Do not attempt to disassemble your device.
	Only use approved accessories.

FCC RF Exposure Information (SAR)

This device is designed and manufactured not to exceed the emission limits for exposure to radio frequency (RF) energy set by the Federal Communications Commission of the United States and Industry Canada of Canada.

The exposure standard for wireless devices employing a unit of measurement is known as the Specific Absorption Rate, or SAR. The SAR limit set by the FCC is 1.6 W/kg and 1.6 W/kg by Industry Canada.

The FCC has granted an Equipment Authorization for this model device with all reported SAR levels evaluated as in compliance with the FCC RF exposure guidelines. SAR information on this model device is on file with the FCC and can be found under the Display Grant section of www.fcc.gov/oet/ea/fccid after searching on FCC ID: SRQ -LPD-20W.

For this device, the highest reported SAR value for usage near the body is 0.824 W/kg.

While there may be differences between the SAR levels of various devices and at various positions, they all meet the government requirements.

FCC Regulations

This device complies with part 15 of the FCC Rules. Operation is subject to the following two conditions: (1) This device may not cause harmful interference, and (2) this device must accept any interference received, including interference that may cause undesired operation.

This equipment has been tested and found to comply with the limits for a Class B digital device, pursuant to part 15 of the FCC Rules. These limits are designed to provide reasonable protection against harmful interference in a residential installation. This equipment generates, uses and can radiate radio frequency energy and, if not installed and used in accordance with the instructions, may cause harmful interference to radio communications. However, there is no guarantee that interference will not occur in a particular installation. If this equipment does cause harmful interference to radio or television reception, which can be determined by turning the equipment off and on, the user is encouraged to try to correct the interference by one or more of the following measures:

- Reorient or relocate the receiving antenna.
- Increase the separation between the equipment and receiver.
- Connect the equipment into an outlet on a circuit different from that to which the receiver is connected.

- Consult the dealer or an experienced radio/TV technician for help.

CAUTION:

Changes or modifications not expressly approved by the manufacturer could void the user's authority to operate the equipment.

The antenna(s) used for this transmitter must not be co-located or operating in conjunction with any other antenna or transmitter.

IC Notice

This device complies with Industry Canada license-exempt RSS standard(s). Operation is subject to the following two conditions: (1) this device may not cause interference, and (2) this device must accept any interference, including interference that may cause undesired operation of the device.

This Class B digital apparatus complies with Canadian ICES-003.

IC Radiation Exposure Statement

This EUT is in compliance with SAR for general population/uncontrolled exposure limits in IC RSS-102 and had been tested in accordance with the measurement methods and procedures specified in IEEE 1528 and IEC 62209.

This device and its antenna(s) must not be co-located or operating in conjunction with any other antenna or transmitter.