

9. SETUP PHOTOS

RADIATED EMISSION FOR PORTABLE CONFIGURATION – X ORIENTATION



RADIATED EMISSION FOR PORTABLE CONFIGURATION – Z
ORIENTATION



RADIATED EMISSION BELOW 30 MHz



RADIATED EMISSIONS BELOW 30MHz (FRONT)



RADIATED EMISSIONS BELOW 30MHz (BACK)




RADIATED EMISSION 30 -1000 MHz



RADIATED EMISSION ABOVE 1000 MHz

RADIATED EMISSIONS ABOVE 1000 MHz (FRONT)



RADIATED EMISSIONS ABOVE 1000 MHz (BACK)



END OF REPORT