

#### 4.4 MAXIMUM PEAK OUTPUT POWER

##### 4.4.1 LIMITS OF MAXIMUM PEAK OUTPUT POWER MEASUREMENT

The Maximum Peak Output Power Measurement is 30dBm.

##### 4.4.2 INSTRUMENTS

Description & Manufacturer	Model No.	Serial No.	Calibrated Until
SINGLE CHANNEL POWER METER	NRVS	100026	Feb. 21, 2002
PEAK POWER SENSOR	NRV-Z32	100013	May 23, 2002
HP PLOTTER	7475A	2641V27755	N/A


**NOTE:**

1. The measurement uncertainty is less than +/- 2.6dB, which is calculated as per the NAMAS document NIS81.
2. The calibration interval of the above test instruments is 12 months and the calibrations are traceable to NML/ROC and NIST/USA.

#### 4.4.3 TEST PROCEDURES

1. The transmitter output was connected to the peak power meter.

#### 4.4.4 TEST SETUP



#### 4.4.5 EUT OPERATING CONDITIONS

Same as Item 3.4.5



## 4.4.6 TEST RESULTS

<b>EUT</b>	11Mbps Wireless LAN Access Point	<b>MODEL</b>	WX-1590
<b>INPUT POWER (SYSTEM)</b>	120Vac, 60Hz	<b>ENVIRONMENTAL CONDITIONS</b>	20 deg. C, 63%RH, 1005 hPa
<b>TESTED BY:</b> James Lee			

CHANNEL	CHANNEL FREQUENCY (MHz)	PEAK POWER OUTPUT (dBm)	PEAK POWER LIMIT (dBm)	PASS/FAIL
1	2412	13.71	30	PASS
6	2437	12.60	30	PASS
11	2462	12.03	30	PASS

## 4.5 POWER SPECTRAL DENSITY MEASUREMENT

### 4.5.1 LIMITS OF POWER SPECTRAL DENSITY MEASUREMENT

The Maximum of Power Spectral Density Measurement is 8dBm.

### 4.5.2 TEST INSTRUMENTS

Description & Manufacturer	Model No.	Serial No.	Calibrated Until
ROHDE & SCHWARZ TEST RECEIVER	ESMI	839379/002	Dec. 28, 2001
HP ATTENUATOR	8496B	3247A18505	Cal. on use
HP PLOTTER	7475A	2641V27755	N/A

**NOTE:**

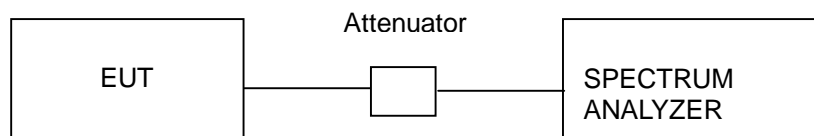
1. The measurement uncertainty is less than +/- 2.6dB, which is calculated as per the NAMAS document NIS81.
2. The calibration interval of the above test instruments is 12 months and the calibrations are traceable to NML/ROC and NIST/USA.

#### 4.5.3 TEST PROCEDURE

The transmitter output was connected to the spectrum analyzer through an attenuator, the bandwidth of the fundamental frequency was measured with the spectrum analyzer using 3 kHz RBW and 30 kHz VBW, set sweep time = span/3 kHz. The power spectral density was measured and recorded.

The sweep time is allowed to be longer than span/3 kHz for a full response of the mixer in the spectrum analyzer.

#### 4.5.4 TEST SETUP



#### 4.5.5 EUT OPERATING CONDITION

Same as Item 3.4.5

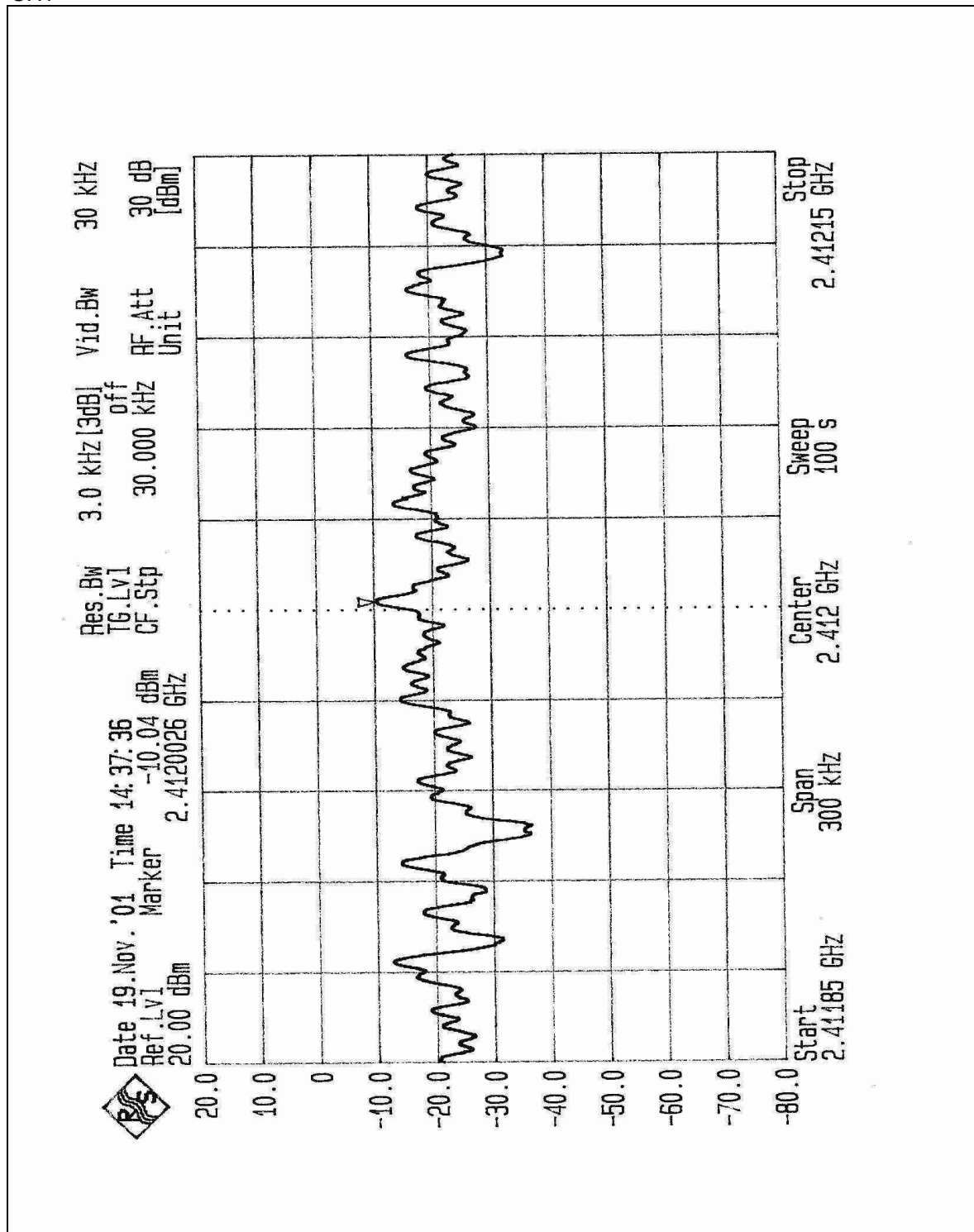


## 4.5.6 TEST RESULTS

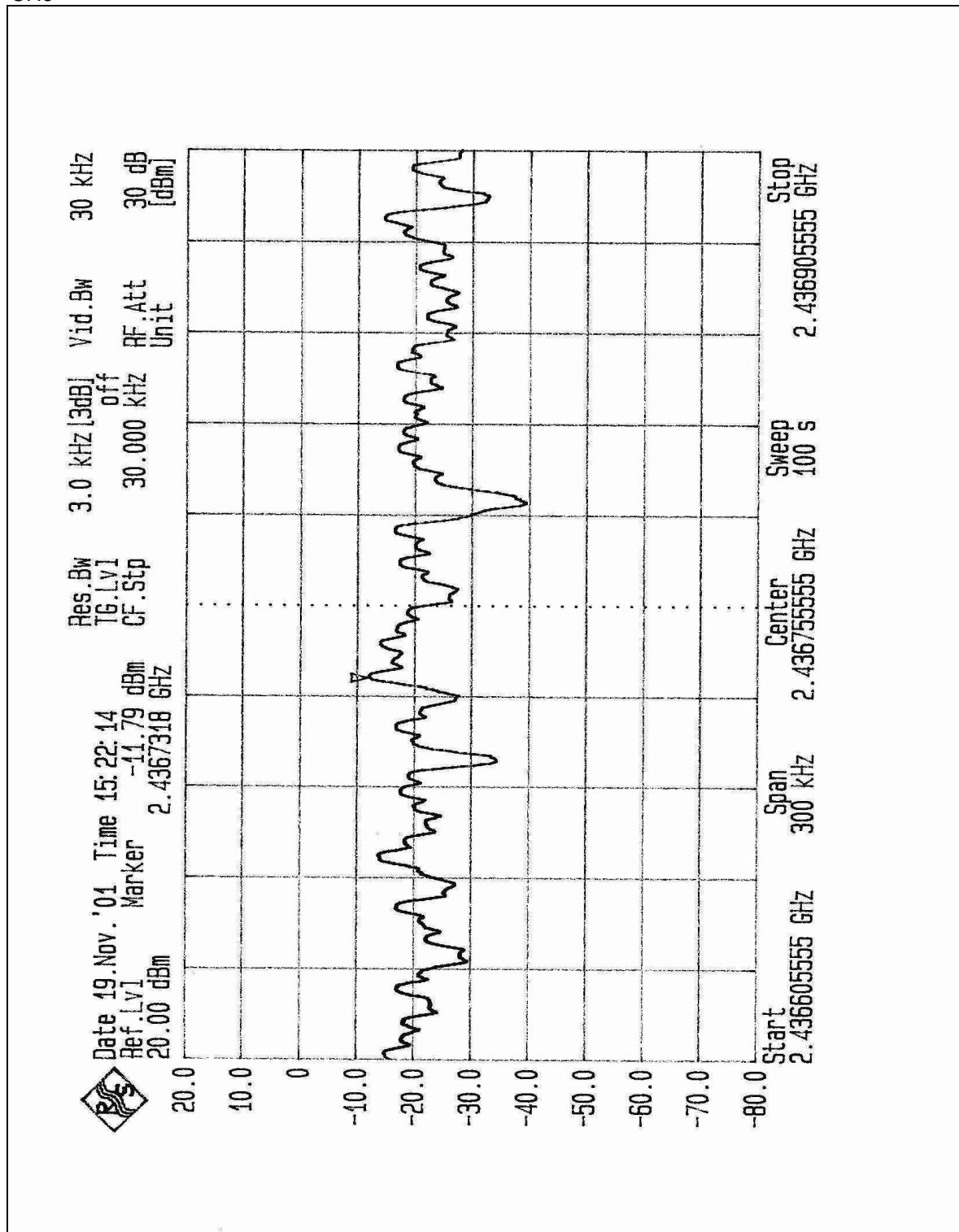
<b>EUT</b>	11Mbps Wireless LAN Access Point	<b>MODEL</b>	WX-1590
<b>INPUT POWER (SYSTEM)</b>	120Vac, 60Hz	<b>ENVIRONMENTAL CONDITIONS</b>	20 deg. C, 63%RH, 1005 hPa
<b>TESTED BY:</b> James Lee			

<b>CHANNEL NUMBER</b>	<b>CHANNEL FREQUENCY (MHz )</b>	<b>RF POWER LEVEL IN 3 kHz BW (dBm)</b>	<b>MAXIMUM LIMIT (dBm)</b>	<b>PASS/FAIL</b>
1	2412	-10.04	8	PASS
6	2437	-11.79	8	PASS
11	2462	-11.69	8	PASS

CH1



CH6





CH11

