


9 PHOTOGRAPHS OF TEST SETUP

For Internal antenna:




Radiated spurious emission Test Setup-1(Below 1GHz)



Radiated spurious emission Test Setup-2(Above 1GHz)



Radiated spurious emission Test Setup-3(Above 1GHz)
There are absorbing materials under the ground.




AC Power Line Conducted Emissions Test Setup-4(Above 1GHz)

For External antenna:




Radiated spurious emission Test Setup-1(Below 1GHz)



Radiated spurious emission Test Setup-2(Above 1GHz)



Radiated spurious emission Test Setup-3(Above 1GHz)
There are absorbing materials under the ground.



AC Power Line Conducted Emissions Test Setup-4(Above 1GHz)