

## PHOTOGRAPHS OF THE TEST CONFIGURATION

CONDUCTED EMISSION TEST

(Bluetooth/WLAN)





## CONDUCTED EMISSION TEST (NFC)



## RADIATED EMISSION TEST

(WLAN 2.4GHz)

(Below 1GHz)






## RADIATED EMISSION TEST

(WLAN 2.4GHz)



(Above 1GHz)



## RADIATED EMISSION TEST

(WLAN 5GHz)


(Below 1GHz)



## RADIATED EMISSION TEST

(WLAN 5GHz)

(Above 1GHz)







## RADIATED EMISSION TEST

(Bluetooth)


(Below 1GHz)



## RADIATED EMISSION TEST

(Bluetooth)

(Above 1GHz)






## RADIATED EMISSION TEST

(Bluetooth LE)


(Below 1GHz)





## RADIATED EMISSION TEST

(Bluetooth LE)

(Above 1GHz)



## RADIATED EMISSION TEST (NFC)







(WWAN)

(PART 22)

## RADIATED EMISSION TEST





## ERP POWER TEST





(PART 24)

RADIATED EMISSION TEST







## EIRP POWER TEST



(PART 27)

RADIATED EMISSION TEST



## ERP/EIRP POWER TEST

