

Lenovo™

STAR WARS™

JEDI CHALLENGES

-Kylo Ren Lightsaber

Safety, Warranty & Product Guide

🔪 Read this guide carefully before using your product.

Regulatory information

All products equipped with wireless communications technology are in compliance with the radio frequency and safety standards for all countries or regions where they have been approved for use. In addition, all products containing a modem are in compliance with the connection requirements for your country's telecommunications networks.

Read the *Regulatory Notice* for your country or region before using the wireless technology contained in your product. To obtain a PDF version of the *Regulatory Notice*, refer to the "Downloading publications" section below.

Support

To get support on network services and billing, contact your wireless network operator.

This product is an AR accessory and should be used with the Lenovo Mirage AR headset and tracking beacon. To learn how to use your product and view its technical specifications, go to <http://support.lenovo.com/jedichallenges>

Downloading publications

Electronic versions of your publications are available from <http://support.lenovo.com/jedichallenges>. To download the publications for your product, go to <http://support.lenovo.com/jedichallenges> and follow the instructions on the screen.

Accessing your *User Guide*

Your *User Guide* contains detailed information about your product. To access your *User Guide*, go to <http://support.lenovo.com/jedichallenges> and follow the instructions on the screen.

Legal notices

Lenovo and the Lenovo logo are trademarks of Lenovo in the United States, other countries, or both.

Other company, product, or service names may be trademarks or service marks of others.

Manufactured under license from Disney and Lucasfilm.

LIMITED AND RESTRICTED RIGHTS NOTICE: If data or software is delivered pursuant a General Services Administration "GSA" contract, use, reproduction, or disclosure is subject to restrictions set forth in Contract No. GS-35F-05925.

Safe usage

Make sure that you have an appropriate amount of space for safe use of the lightsaber controller.

You should be able to fully extend your arms outwards and over your head without the lightsaber controller colliding with physical objects.

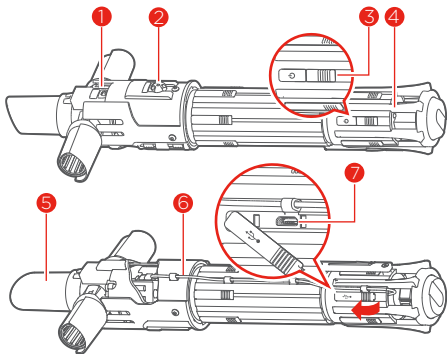
Grip the lightsaber controller firmly to avoid accidental throws, and make sure that other people and pets stay clear of the playing area to avoid being struck.

Avoid placing the lightsaber controller near magnetic objects, such as speakers or furniture containing magnetic metal.

When in multiplayer mode, keep a safe distance from other players.

Device overview

Model name	Function
AAC-151B	Bluetooth and Inertial Measurement Unit enabled lightsaber controller

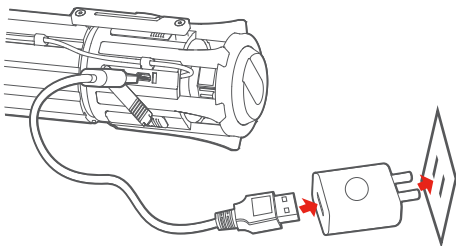


- ① Control button
- ② Activation matrix
- ③ Power switch
- ④ Indicator LED
- ⑤ Lightsaber tip (contains tracking LED)
- ⑥ Decorative lines
- ⑦ Micro USB connector

! All pictures and illustrations in this document are for reference only and may differ from the actual product.
Damage to the decorative lines will not impact the functioning of the device.

Charging

You might need to charge the battery before using your lightsaber controller.

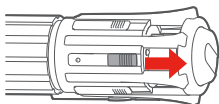


Indicator LED

Status	Tracking LED	Indicator LED
Charging	Off	On
Fully charged	Off	Off
Low power	-	Blinking
Power off	Off	Off
Ready to pair	White	On
Connected	Depends on game	On
Sleep	Off	On

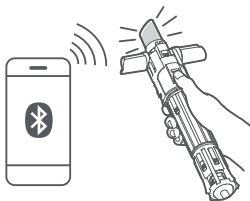
❗ If the product's battery is depleted, its indicator LEDs may fail to work properly until around 5 minutes after charging begins.

Using your device



1. Turn on the lightsaber controller.

2. Go to jedichallenges.com/app on your phone's browser. Download and install the **Star Wars™: Jedi Challenges** app.



3. Open the app and follow the onscreen instructions to set up your headset, lightsaber controller, beacon and phone.

Important safety and handling information

Safety instructions for parents and adult supervisors

This device is an AR accessory that uses complex technology that is not recommend for use by children under 13 years of age. Children aged 13 or older using the product should be supervised and guided by adults to avoid potential hazards. In addition, this product contains electrical components, and precautions should be taken by all users during its use and handling to reduce the risk of electric shock.

Parents or adult supervisors should also periodically inspect the phone being used with the product for damage (including its charging equipment and other small parts and accessories) to ensure that it is safe and working properly.

Plastic bag warnings

Danger: Plastic bags can be dangerous. To avoid danger of suffocation, keep this bag away from babies and children.

Built-in rechargeable battery warnings

Danger: Do not attempt to replace the internal rechargeable lithium ion battery. Replacing the original battery with an incompatible type may result in an increased risk of personal injury or property damage due to explosions, excessive heat, or other risks.

Do not attempt to disassemble or modify the battery pack. Attempting to do so can cause harmful explosions or battery fluid leakage.

When disposing of the battery, comply with all relevant local ordinances or regulations. Do not dispose the battery pack in municipal waste. Dispose used batteries according to the instructions.

The battery pack contains a small amount of harmful substances.

To avoid injury:

- Keep the battery pack away from open flames or other heat sources.
- Do not expose the battery pack to water, rain, or other corrosive liquids.
- Avoid short-circuiting the battery pack.
- Keep the battery pack out of reach of small children and pets.

To extend battery life, we recommend charging the battery to at least 30 to 50% capacity each time, and recharging it every three months to prevent over discharge.

Handle your device with care

Do not drop, bend, or puncture your device; do not insert foreign objects into or place heavy objects on your device. Sensitive components inside might become damaged.

When using your device, keep it away from hot or high-voltage environments, such as electrical appliances, electrical heating equipment, or electrical cooking equipment. Use your device only in the temperature range of 0°C (32°F) to 35°C (95°F) (storage -20°C (-4°F) to 60°C (140°F)) to avoid damage.

Don't expose your device to water, rain, extreme humidity, sweat or other liquids.

Service and support information

The following information describes the technical support that is available for your product, during the warranty period or throughout the life of your product. Refer to the Lenovo Limited Warranty (LLW) for a full explanation of Lenovo warranty terms. See "Lenovo Limited Warranty notice" later in this document for details on accessing the full warranty.

Online technical support

Online technical support is available during the lifetime of a product at: <http://support.lenovo.com/jedichallenges>.

Telephone technical support

You can get help and information from the Customer Support Center by telephone. Before contacting a Lenovo technical support representative, please have the following information available: model and serial number, the exact wording of any error message, and a description of the problem.

Your technical support representative might want to walk you through the problem while you are at your product during the call.

Worldwide Lenovo Support telephone list

Important: Telephone numbers are subject to change without notice. The most up-to-date telephone list for the Customer Support Center is always available at:

<http://www.lenovo.com/support/phone>

If the telephone number for your country or region is not listed, contact your Lenovo reseller or Lenovo marketing representative.

Warranty information

Lenovo Limited Warranty notice

This product is covered by the terms of the LLW, version L505-0010-02 08/2011. Read the LLW at http://www.lenovo.com/warranty/llw_02. You can read the LLW in a number of languages from this Web site. If you cannot view the LLW from the Web site, contact your local Lenovo office or reseller to obtain a printed version of the LLW.

Warranty period and type of warranty service

Country or region	Warranty period	Type of warranty service
United Kingdom, Israel, Australia, New Zealand	Parts and Labor - 1 year Battery Pack - 1 year	1
Guatemala, Costa Rica, Venezuela, Peru, Uruguay, Ecuador, Colombia, Chile, Argentina, Indonesia, Vietnam, India, Malaysia, Thailand, Philippines, Singapore, Hong Kong, El Salvador, Taiwan, South Korea, Mexico	Parts and Labor - 1 year Battery Pack - 1 year	1
Russia, Ukraine, Egypt, Lebanon, Morocco, South Africa, Tunisia, Mauritius, Mozambique, United Arab Emirates, Jordan, Kenya, Nigeria, Uganda, Ghana, Oman, Tanzania, Namibia	Parts and Labor - 1 year Battery Pack - 1 year	1
United States of America, Canada, Japan	Parts and Labor - 1 year Battery Pack - 1 year	1
Panama	Parts and Labor - 1 year Battery Pack - 1 year	1
Brazil	Parts and Labor - 1 year Battery Pack - 1 year	1

Country or region	Warranty period	Type of warranty service
Spain, Switzerland, Portugal, Netherlands, Belgium, Sweden, Denmark, Norway, Finland, Estonia, Latvia, Lithuania, Iceland, France, Germany, Italy, Austria	Parts and Labor - 2 years Battery Pack - 1 year	1
Czech Republic, Hungary, Romania, Bulgaria, Greece, Croatia, Slovenia, Slovakia, Cyprus, Poland	Parts and Labor - 2 years Battery Pack - 1 year	1
Turkey	Parts and Labor - 2 years Battery Pack - 2 years	1
Saudi Arabia	Parts and Labor - 2 years Battery Pack - 2 years	1
Serbia	Parts and Labor - 2 years Battery Pack - 1 year	1

* Excludes some components. 90-day limited warranty for power adapters, keyboards, plastics, and hinges.

Type of warranty service

1. Customer Replaceable Unit (“CRU”) Service

For a full explanation of the types of warranty service, refer to the full warranty.

See “*Lenovo Limited Warranty notice*” for details on accessing the full warranty.

If you need support for this product, do not go back to your point of purchase. Please visit www.lenovo.com/support, where you will find answers to frequently asked questions, software updates and details on how to get in touch with us.

Environmental, recycling, and disposal information

General recycling statement

Lenovo encourages owners of information technology (IT) equipment to responsibly recycle their equipment when it is no longer needed. Lenovo offers a variety of programs and services to assist equipment owners in recycling their IT products.

For information on recycling Lenovo products, go to <http://www.lenovo.com/recycling>

Important battery and WEEE information



Batteries and electrical and electronic equipment marked with the symbol of a crossed-out wheeled bin may not be disposed as unsorted municipal waste. Batteries and waste of electrical and electronic equipment (WEEE) shall be treated separately using the collection framework available to customers for the return, recycling, and treatment of batteries and WEEE.

When possible, remove and isolate batteries from WEEE prior to placing WEEE in the waste collection stream. Batteries are to be collected separately using the framework available for the return, recycling, and treatment of batteries and accumulators.

Country-specific information is available at: <http://www.lenovo.com/recycling>

Recycling information for Japan

Recycling and disposal information for Japan is available at:
<http://www.lenovo.com/recycling/japan>

Additional recycling statements

Additional information about recycling product components and batteries is in your *User Guide*. See “**Accessing your User Guide**” for details.

Battery recycling marks

Battery recycling information for Taiwan



Battery recycling information for the United States and Canada



US & Canada Only

Battery recycling information for the European Union

EU



Energy efficiency mark



Restriction of Hazardous Substances Directive (RoHS)

Turkey

The Lenovo product meets the requirements of the Republic of Turkey Directive on the Restriction of the Use of Certain Hazardous Substances in Waste Electrical and Electronic Equipment (WEEE).

Türkiye AEEE Yönetmeliğine Uygunluk Beyanı

Bu Lenovo ürünü, T.C. Çevre ve Orman Bakanlığı'nın "Atık Elektrikli ve Elektronik Eşya Bazı Zararlı Maddelerin Kullanımının Sınırlandırılmasına Dair Yönetmelik (AEEE)" direktierine uygundur.

AEEE Yönetmeliğine Uygundur.

Ukraine

Цим підтверджуємо, що продукція Леново відповідає вимогам нормативних актів України, які обмежують вміст небезпечних речовин

India

RoHS compliant as per E-waste (Management) Rules.

Vietnam

Lenovo products sold in Vietnam, on or after September 23, 2011, meet the requirements of the Vietnam Circular 30/2011/TT-BCT ("Vietnam RoHS").

European Union

Lenovo products sold in the European Union, on or after 3 January 2013 meet the requirements of Directive 2011/65/EU on the restriction of the use of certain hazardous substances in electrical and electronic equipment ("RoHS recast" or "RoHS 2"). For more information about Lenovo progress on RoHS, go to:

http://www.lenovo.com/social_responsibility/us/en/RoHS_Communication.pdf

Singapore

Lenovo products sold in Singapore, on or after June 1, 2017, meet the requirements of Government Gazette order No. S 263/2016 Restriction of Hazardous Substances in Electrical and Electronic Equipment in Singapore ("SG-RoHS").

European Union compliance statement

European Union conformity

EU contact: Lenovo, Einsteinova 21, 851 01 Bratislava, Slovakia



Compliance with the RE Directive

Lenovo PC HK Limited declares that the radio equipment type AAC-151B is in compliance with Directive 2014/53/EU.

The full text of the EU declaration of conformity is available at the following internet address:

http://www3.lenovo.com/us/en/social_responsibility/EU_DoC_wireless_options

This radio equipment operates with the following frequency bands and maximum radio-frequency power:

Model Name	Frequency Bands	Maximum Conducted Power (dBm)
AAC-151B	Bluetooth 2.4GHz	<2dBm

 The above information is for EU countries only. Please refer to the actual product for supported frequency bands in other countries.

© & ™ Lucasfilm Ltd.
© Copyright Lenovo 2018.

Reduce | Reuse | Recycle



V1.0_20180315



XXXX

Printed in China