

EXHIBIT D - TEST SETUP PHOTOGRAPHS

Powered by Adapter

Conducted Emission Front View



Conducted Emission Rear View




Powered by POE


Conducted Emission Front View




Conducted Emission Rear View



Radiated Emission View (Below 1GHz)-Powered by Adapter



Radiated Emission View (Below 1GHz)-Powered by POE



Radiated Emission View (Above 1GHz)

