

TECNO MOBILE LIMITED

Address: FLAT 39 8/F BLOCK D WAH LOK INDUSTRIAL CENTRE 31-35 SHAN MEI STREET FOTAN NT, Hong Kong

Tel.: +86-0755-61803856

Email: yiting.luo@transsion.com

Product Similarity Declaration

Date: 2022-4-12

FEDERAL COMMUNICATIONS COMMISSIONS

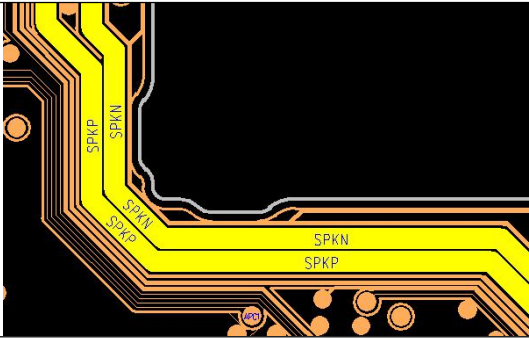

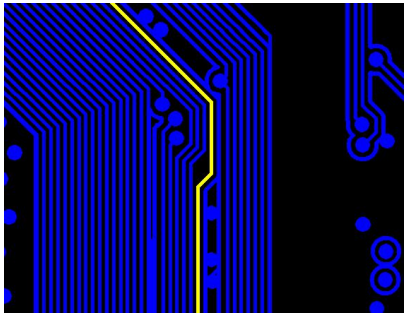
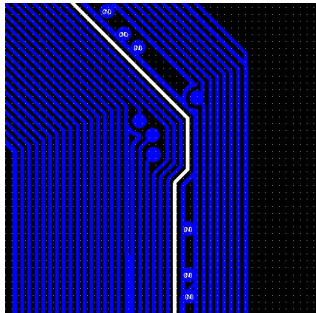
Authorization and Evaluation Division

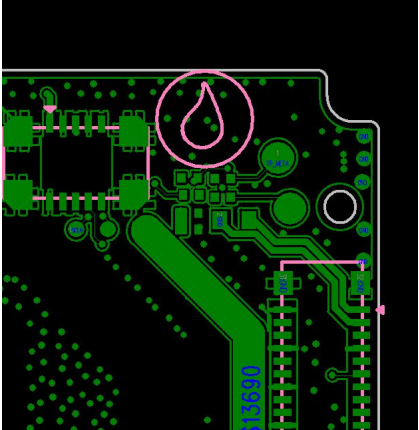
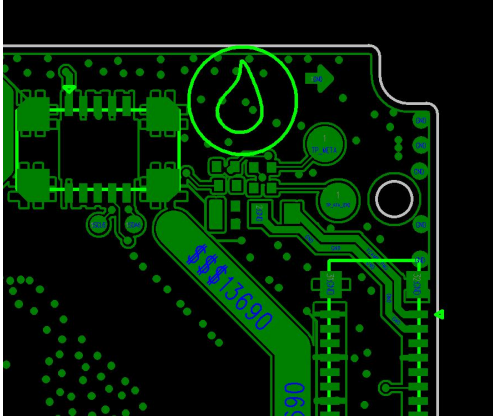
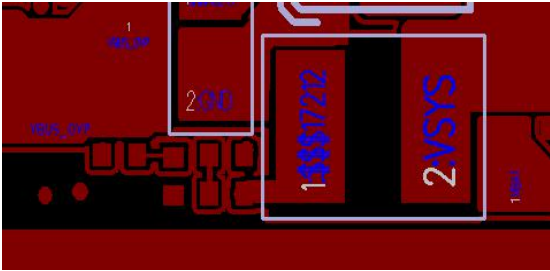
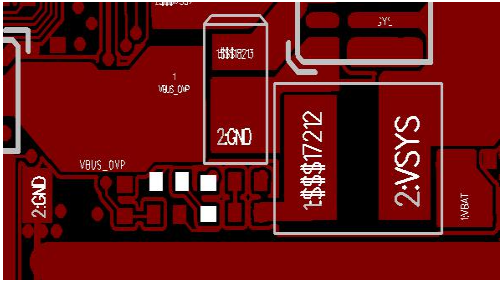

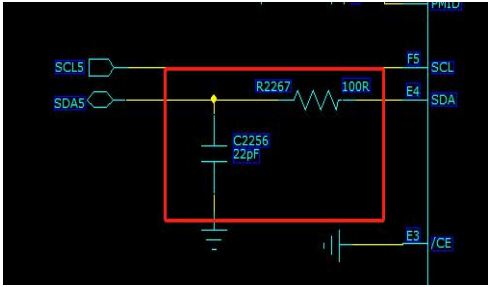
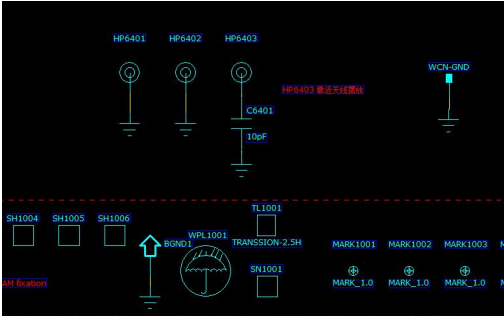
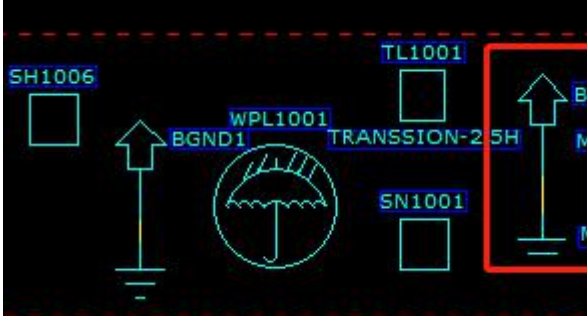
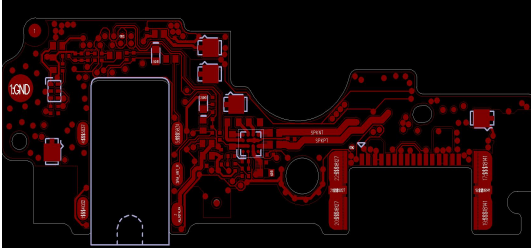
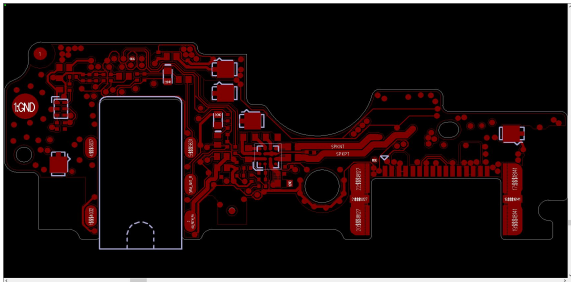
7435 Oakland Mills Road

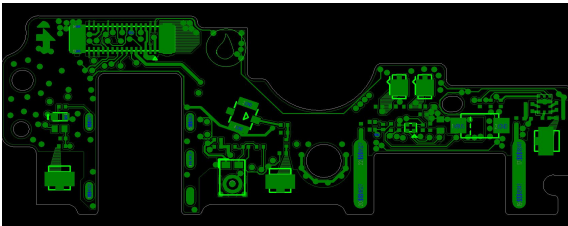
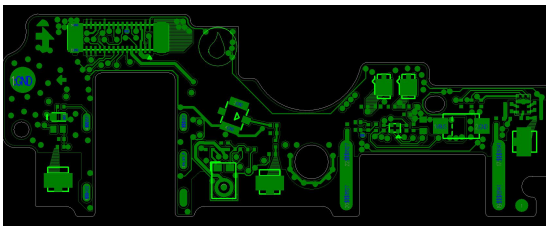
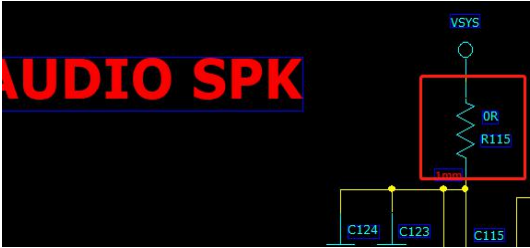
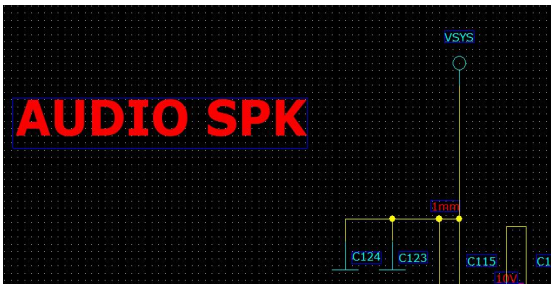
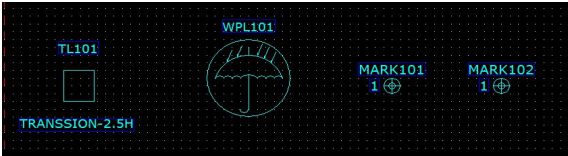

Columbia, MD 21046

Dear Sir/Madam,

We, TECNO MOBILE LIMITED, hereby declare that we have a product named as Mobile Phone, Model: KH6, FCC ID: 2ADYY-KH6, has two versions, Hardware version: V1.0 and Hardware version: V1.2, the PCB of those two versions has partial minor circuitry of non-transmitter portions was difference, which were tested by Shenzhen Accurate Technology Co., Ltd., The differences between the two versions are as follows:

Hardware version	V1.0	V1.2
PCB change : Adjust the audio route to the board, and adjust the peripheral route		
PCB change : adjust optimization of linear		

<p>PCB change :</p> <p>adjust isolate cabling and add the mainboard identifier</p>		
<p>PCB change :</p> <p>ADD R2267,C2256 and The wiring and component position are adjusted accordingly</p>		
<p>SCH change:</p> <p>Add R2267,C2256</p>		
<p>SCH change:</p> <p>Add BGND2</p>		
<p>PCB change :</p> <p>Change audio PA peripheral circuit placement and wiring, delete R115</p>		

PCB change : Change MIC peripheral circuit placement and wiring ,and add TAG		
PCB change : delete R115		
PCB change : Add identifier		

We confirm that all information above is true, and we'll be responsible for all the consequences. Please contact me if you have any question.

Sincerely,

Signature: *Yiting Luo*

Yiting Luo

Project Manager