


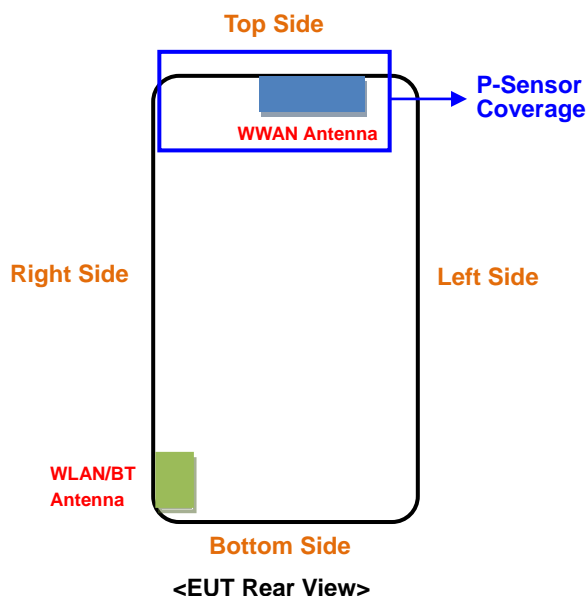


Appendix D. Photographs of EUT and Setup

<Photographs of EUT>



<Antenna Location>



The separation distance for antenna to edge:

| Antenna | To Top Side (mm) | To Bottom Side (mm) | To Left Side (mm) | To Right Side (mm) |
|-----------|------------------|---------------------|-------------------|--------------------|
| WWAN | 5 | 182.1 | 15.7 | 44.5 |
| WLAN / BT | 168.5 | 5 | 103.5 | 5 |

Note:

Since the technical document related to the design of proximity sensor and power reduction is confidential, the detail about proximity sensor does not be described in this SAR report. Please refer to the technical documents as "Proximity Sensor Technical Description" for the details.

FCC SAR Test Report


<Photographs of SAR Setup>




Rear Face of EUT with 0 mm Gap



Rear Face of EUT with 13 mm Gap



Top Side of EUT with 0 mm Gap



Top Side of EUT with 5 mm Gap



Left Side of EUT with 0 mm Gap



Right Side of EUT with 0 mm Gap



Bottom Side of EUT with 0 mm Gap