Energizer

WCP119

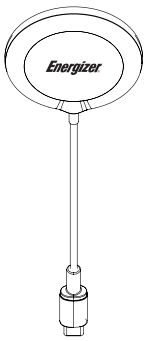

EN

Specification:

Model Name : WCP119
Rated Input : USB–C 5V/2A, 9V/2A
Wireless Output : 15W/ 10W/ 7.5W/ 5W
Dimensions : 58.5mm*58.5mm*6.9mm
Weight : 42g±5g

SP

Especificaciones:

Modelo : WCP119
Tensión de Entrada : USB–C 5V/2A, 9V/2A
Salida inalámbrica : 15W/ 10W/ 7.5W/ 5W
Dimensiones : 58.5mm*58.5mm*6.9mm
Peso : 42g±5g

FR

Spécifications:

Modèle : WCP119
Entrée : USB–C 5V/2A, 9V/2A
Sortie sans fil : 15W/ 10W/ 7.5W/ 5W
Dimensions : 58.5mm*58.5mm*6.9mm
Poids : 42g±5g

IT

Specificazioni:

Modello : WCP119
Ingresso Nominale : USB–C 5V/2A, 9V/2A
Uscita wireless : 15W/ 10W/ 7.5W/ 5W
Dimenssioni : 58.5mm*58.5mm*6.9mm
Peso : 42g±5g

DE

Technische Daten:

Modell : WCP119
Eingangspannung : USB–C 5V/2A, 9V/2A
Drahtlos-Leistung : 15W/ 10W/ 7.5W/ 5W
Abmessungen : 58.5mm*58.5mm*6.9mm
Gewicht : 42g±5g

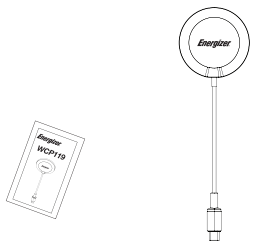

PowerSafe Management

Guarantees against short circuit and over-charging for wireless charger and your devices.

Customer Service

For any question about the product, please contact us at service@energizerpowerbanks.com

©2021 Energizer. Energizer, Energizer Character and certain graphic designs are trademarks of Energizer Brands, LLC and related subsidiaries and are used under license by TenriRich International Corp..

Safety Instructions

- Avoid water, heat, fire, penetration of the product, and severe drops at all times.
- Do not insert other object to the USB ports other than the USB connectors.
- During charging, your device and the product may feel slightly warm, this is normal.
- Do not clean the product with water or other cleaning products, clean the exterior with a lightly wetted cloth or napkin.
- Any intentional and physical damage to the product will not be under the warranty conditions.
- Do not place any metal or flammable object on top of this product.
- This product is not suitable for extreme climates, please store and use this product properly.

WARRANTY

All products from the date of purchase are qualified for limited time warranty. For more warranty information, please visit: http://www.energizerpowerbanks.com

RoHS Compliant

Dispose the battery properly, seek for local disposal facility for advice.
Do not dispose, dissemble, damage, or incinerate the battery at all time.

UM_1_ WCP119_ML_1.2

80mm

How to USE

1. Connect the magnetic wireless charger's USB-C end to a compatible adapter to complete the installation.
2. Place the magnetic wireless charger to the back of your device, the magnetic charger will automatically attach and align in position to begin charging. (compatible with official magnetic cases for iPhone 12 series)
3. For other Qi wireless enabled devices without magnetic feature, please place the charger in the center and on the back of the device, adjust and align accordingly to begin charging.

* For wireless charging & fast charge, please use compatible device and adapter.

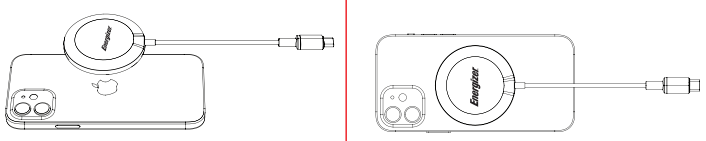

How to Pick the Right Case

Slim Case(within 4mm)

*Official magnetic cases for iPhone 12 series are recommended for better performance.

Case Thickness(Over 4mm)

Metal Ring/Case

Magnetic Pad

Do not place any metal or foregin object on the wireless charging area.

FCC Warning

This device complies with part 15 of the FCC Rules. Operation is subject to the following two conditions:
(1) This device may not cause harmful interference, and
(2) this device must accept any interference received, including interference that may cause undesired operation.

Any Changes or modifications not expressly approved by the party responsible for compliance could void the user's authority to operate the equipment.

Note: This equipment has been tested and found to comply with the limits for a Class B digital device, pursuant to part 15 of the FCC Rules. These limits are designed to provide reasonable protection against harmful interference in a residential installation. This equipment generates uses and can radiate radio frequency energy and, if not installed and used in accordance with the instructions, may cause harmful interference to radio communications. However, there is no guarantee that interference will not occur in a particular installation. If this equipment does cause harmful interference to radio or television reception, which can be determined by turning the equipment off and on, the user is encouraged to try to correct the interference by one or more of the following measures:
-Reorient or relocate the receiving antenna.
-Increase the separation between the equipment and receiver.
-Connect the equipment into an outlet on a circuit different from that to which the receiver is connected.
-Consult the dealer or an experienced radio/TV technician for help.

This equipment complies with FCC radiation exposure limits set forth for an uncontrolled environment. The distance between user and Wireless charging mat should be no less than 20cm.

50mm

200MM

面