

说明书 折页

157g 铜版纸

157g double side glossy paper

Size for each page 120mm x 120mm

每页尺寸 120mm x 120mm


1

2

3

4

5









TECHREBELLION

Portable Wireless

Keyboard User Manual

TWKB1



How to Connect?

1

Set the power switch to “On”. Long press the connect button for 3 seconds until the indicator light start to flash.

2

Turn on your Tablet’s Bluetooth and search for the device name: TWKB1. Click to connect.

3

After connect successful, there is no need to reconnect next time.

Specifications:

Keyboard Layout: US Layout

Battery: 150mAh

Cable Length: 20 Inches

Voltage: 3.0-4.2V







Working Current: <2.5mA







Charging Time: 2.5~3 Hours



Battery Life: around 50 Hours

Charging Port: USB-C

Function Keys Guide

Press Fn + 	Home/ESC
Press Fn + 	Search
Press Fn + 	Select All
Press Fn + 	Copy
Press Fn + 	Paste
Press Fn + 	Cut

Press Fn + 	Previous Song
Press Fn + 	Play/Pause
Press Fn + 	Next Song
Press Fn + 	Volume Down
Press Fn + 	Volume Up
Press Fn + 	Off The Screen

Press Fn + 	Soft Keyboard Switch
Press Fn + 	Language Switch

This device complies with Part 15 of the FCC Rules. Operation is subject to the following two conditions: (1) this device may not cause harmful interference, and (2) this device must accept any interference received, including interference that may cause undesired operation.

This device has been tested and found to comply with the limits for a Class B digital device, pursuant to Part 15 of the FCC Rules. These limits are designed to provide reasonable protection against harmful interference in a residential installation. This device generates, uses and can radiate radio frequency energy and, if not installed and used in accordance with the instructions, may cause harmful interference to radio communications. However, there is no guarantee that interference will not occur in a particular installation. If this device does cause harmful interference to radio or television reception, which can be determined by turning the device off and on, the user is encouraged to try to correct the interference by one or more of the following measures:

--Reorient or relocate the receiving antenna.
--Increase the separation between the device and receiver.
--Connect the device into an outlet on a circuit different from that to which the receiver is connected.
--Consult the dealer or an experienced radio/TV technician for help.

Changes or modifications not expressly approved by the party responsible for compliance could void the user's authority to operate the equipment.

Windows® and the logo are registered trademarks of Microsoft Corporation in the United States and other countries.

Android™ and the logo are trademarks of Google, Inc. in the US and/or other countries.

iOS® is a registered trademark of Cisco in the US.

iPad®, Mac® and their logos are registered trademarks of Apple Inc. in the United States and other countries.

TECHREBELLION

“TECH REBELLION” and “TR” logos are trademarks of Hello to Green, LLC.
©2023 Tech Rebellion, All Rights Reserved.

