


EQUIPMENT UNDER TEST PHOTOGRAPHS

Applicant: COBRA ELECTRONICS CORPORATION
FCC ID: BBORDCAM

Test Setup Photographs


Conducted Testing Setup



Applicant: COBRA ELECTRONICS CORPORATION
FCC ID: BBORDCAM

Test Setup Photographs

Radiated Emissions Table Setup



Applicant: COBRA ELECTRONICS CORPORATION
FCC ID: BBORDCAM

Test Setup Photographs

Radiated Emissions Scan 30 MHz to 200 MHz (Biconical Antenna)



Applicant: COBRA ELECTRONICS CORPORATION
FCC ID: BBORDCAM

Test Setup Photographs


Radiated Emissions Scan 200 MHz to 1 GHz (Log-Periodic Antenna)



Applicant: COBRA ELECTRONICS CORPORATION
FCC ID: BBORDCAM


Test Setup Photographs

Radiated Emissions Scan 1 to 18 GHz (Dual-Ridge Waveguide Antenna)



Test Setup Photographs

Radiated Emissions Scan 18 to 40 GHz (Horn Antenna)



Applicant: COBRA ELECTRONICS CORPORATION
FCC ID: BBORDCAM