

Appendix D


Photographs

1. SAR measurement System
2. Photographs of Tissue Simulate Liquid
3. Photographs of EUT test position
4. EUT Constructional Details

1. SAR measurement System



2. Photographs of Tissue Simulate Liquid

Photo 1: Tissue Simulant Liquid for HBBL600- 10000MHz	NA
	NA

3. Photographs of EUT test position





Photo 6: Tip Mode 10mm



4. EUT Constructional Details

