Test Graphs B4

11A_Ant7_5745

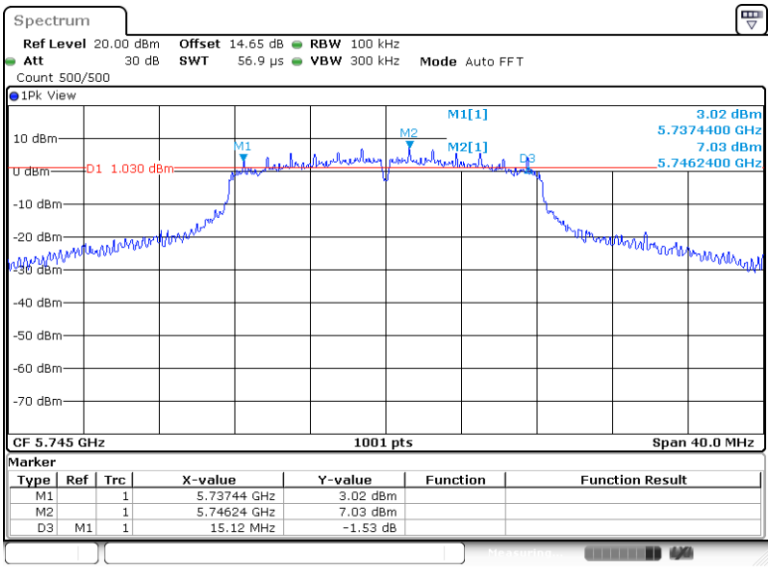

11A_Ant7_5785

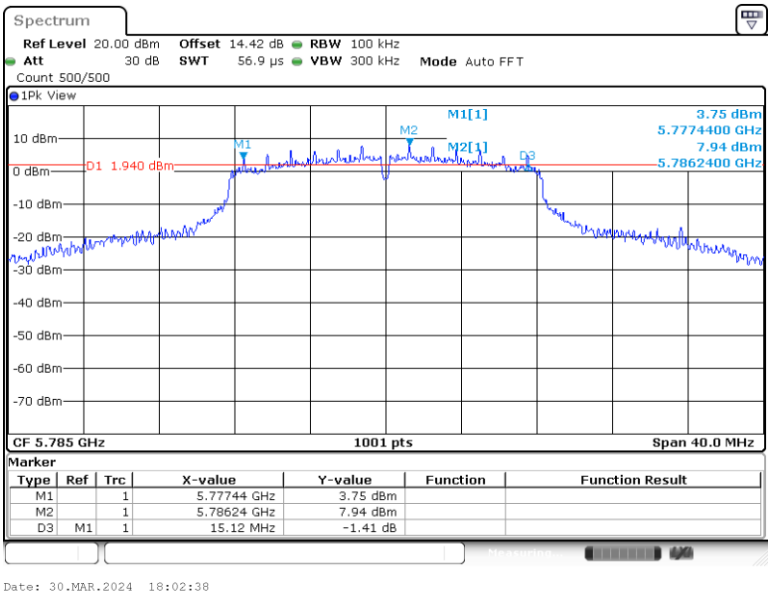

11A_Ant7_5825

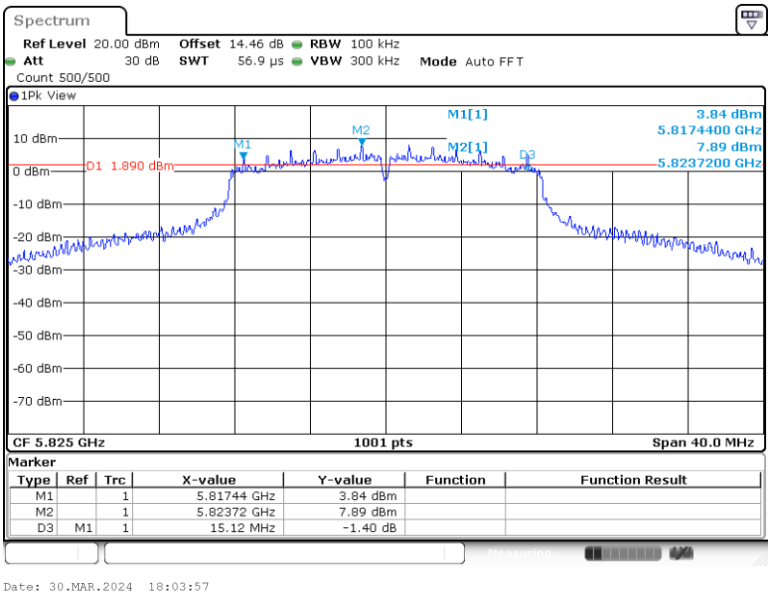

11N20SISO_Ant7_5745

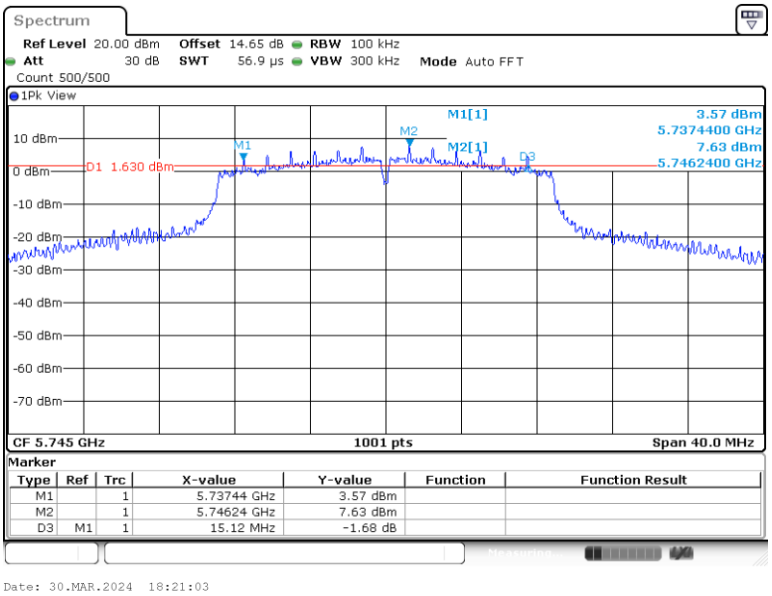

11N20SISO_Ant7_5785

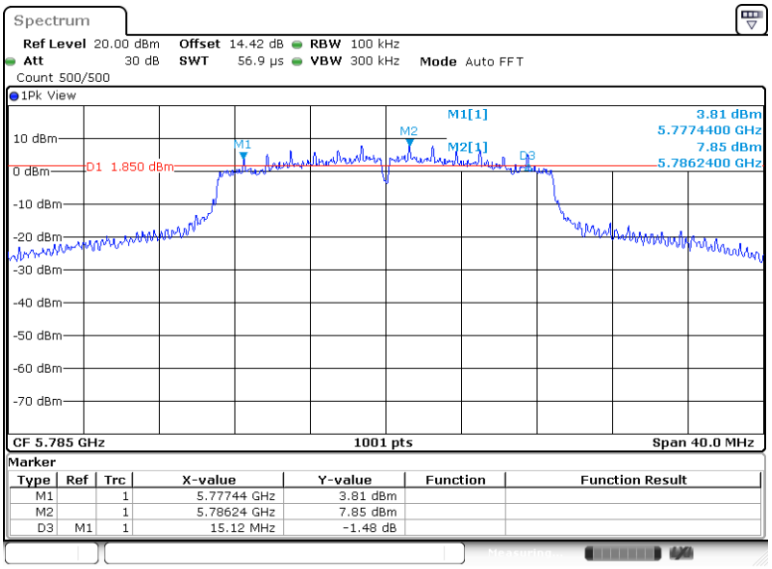

11N20SISO_Ant7_5825

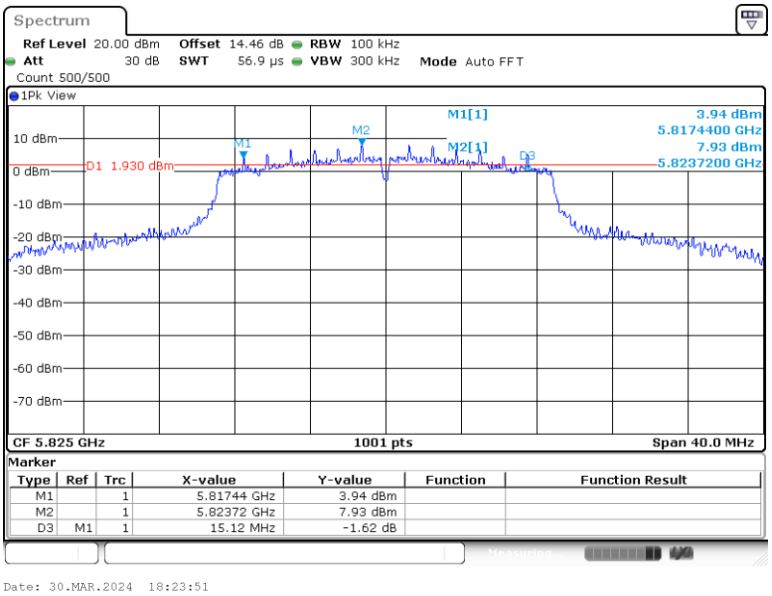

11N40SISO_Ant7_5755

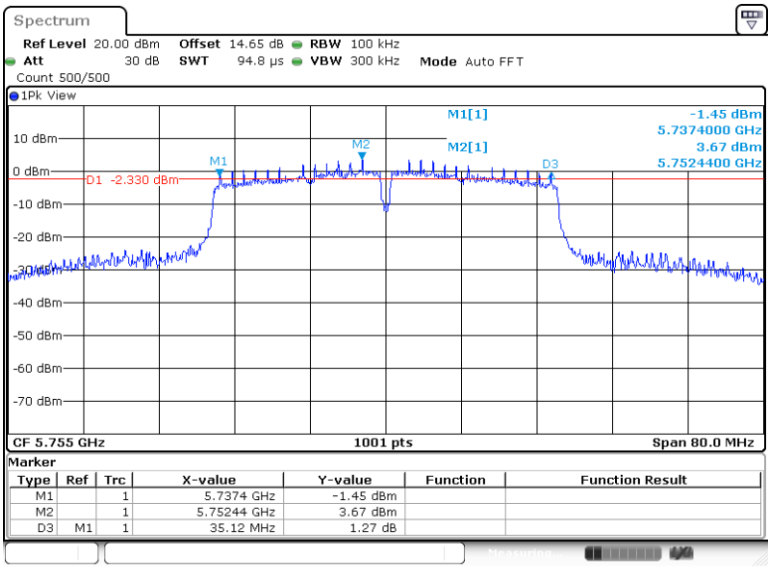

11N40SISO_Ant7_5795

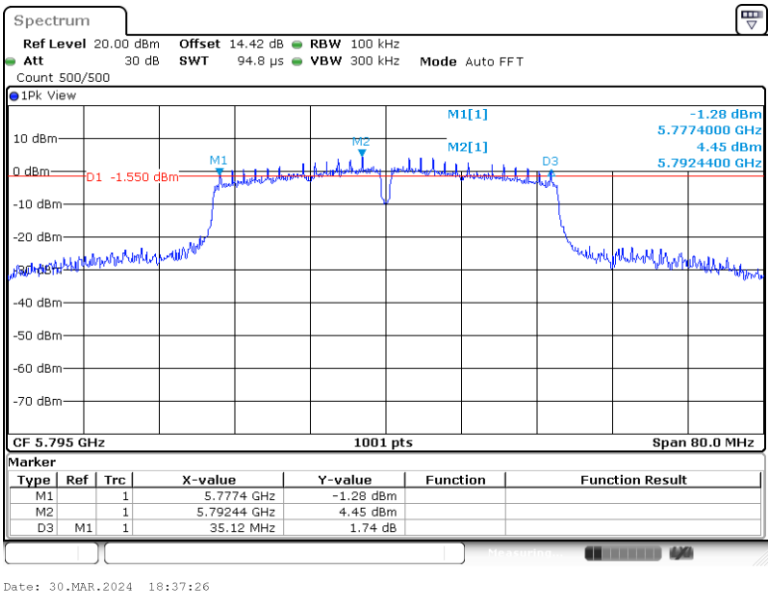

11AC80SISO_Ant7_5775

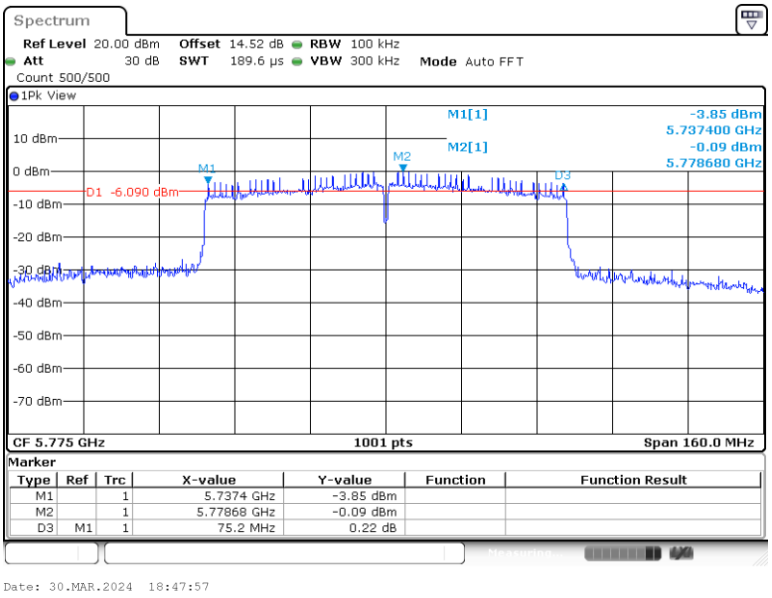

Maximum power spectral density

Test Result

TestMode	Antenna	Freq(MHz)	Result [dBm/MHz]	Limit[dBm/MHz]	Verdict
11A	Ant7	5180	5.96	≤11.00	PASS
		5220	6.84	≤11.00	PASS
		5240	7.13	≤11.00	PASS
		5260	7.42	≤11.00	PASS
		5300	5.53	≤11.00	PASS
		5320	3.63	≤11.00	PASS
		5500	2.50	≤11.00	PASS
		5580	7.28	≤11.00	PASS
		5700	2.10	≤11.00	PASS
		5745	4.13	≤30.00	PASS
		5785	4.88	≤30.00	PASS
		5825	4.87	≤30.00	PASS
11N20SISO	Ant7	5180	6.25	≤11.00	PASS
		5220	7.22	≤11.00	PASS
		5240	7.06	≤11.00	PASS
		5260	7.63	≤11.00	PASS
		5300	5.74	≤11.00	PASS
		5320	3.57	≤11.00	PASS
		5500	2.45	≤11.00	PASS
		5580	7.00	≤11.00	PASS
		5700	1.95	≤11.00	PASS
		5745	4.31	≤30.00	PASS
		5785	4.51	≤30.00	PASS
		5825	4.57	≤30.00	PASS
11N40SISO	Ant7	5190	-0.90	≤11.00	PASS
		5230	3.44	≤11.00	PASS
		5270	2.64	≤11.00	PASS
		5310	-1.67	≤11.00	PASS
		5510	-3.45	≤11.00	PASS
		5550	2.19	≤11.00	PASS
		5670	-0.18	≤11.00	PASS
		5755	0.01	≤30.00	PASS
		5795	1.50	≤30.00	PASS
11AC80SISO	Ant7	5210	-7.02	≤11.00	PASS
		5290	-6.88	≤11.00	PASS
		5530	-5.97	≤11.00	PASS
		5610	-0.60	≤11.00	PASS
		5775	-3.57	≤30.00	PASS

Note：1.The Result and Limit Unit is dBm/500 kHz in the band 5.725–5.85 GHz.
2.The Duty Cycle Factor and is compensated in the graph.

Test Graphs

11A_Ant7_5180

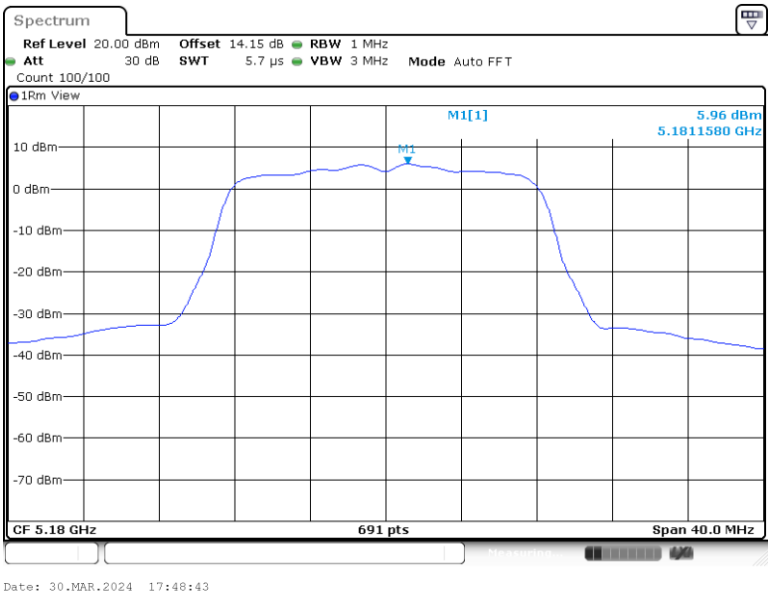

11A_Ant7_5220

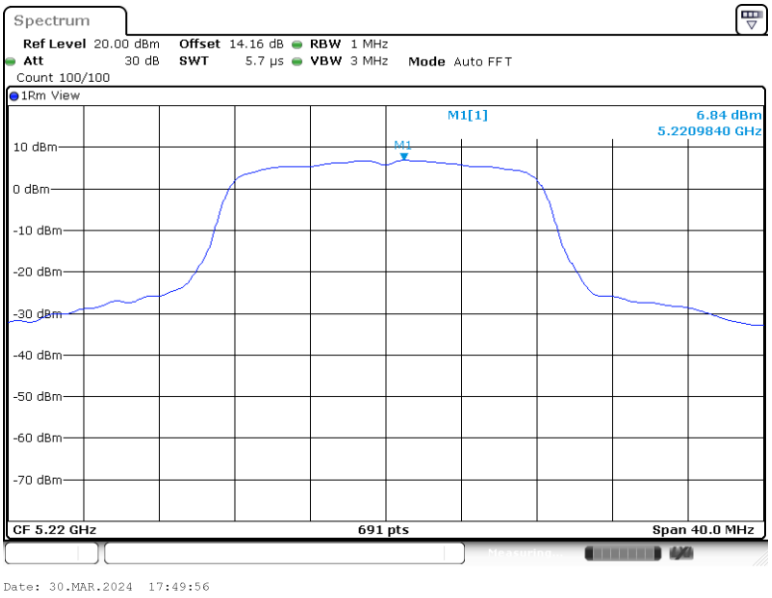

11A_Ant7_5240

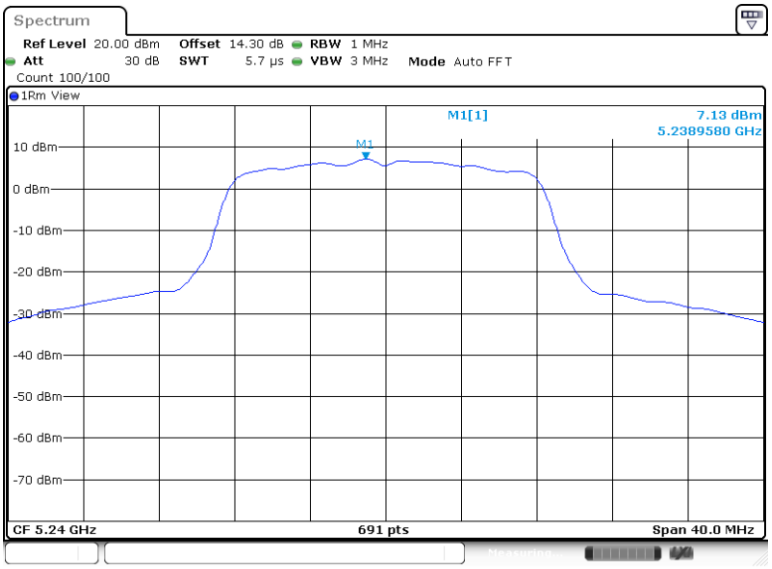

11A_Ant7_5260

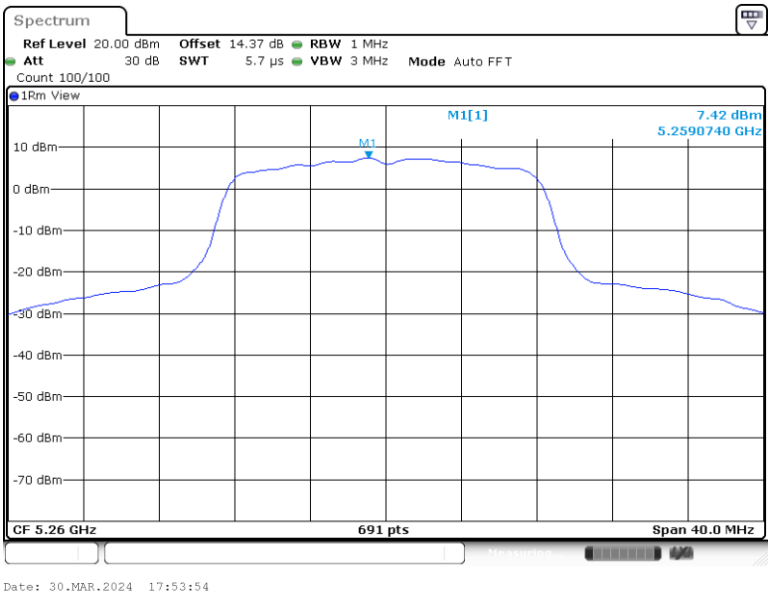

11A_Ant7_5300

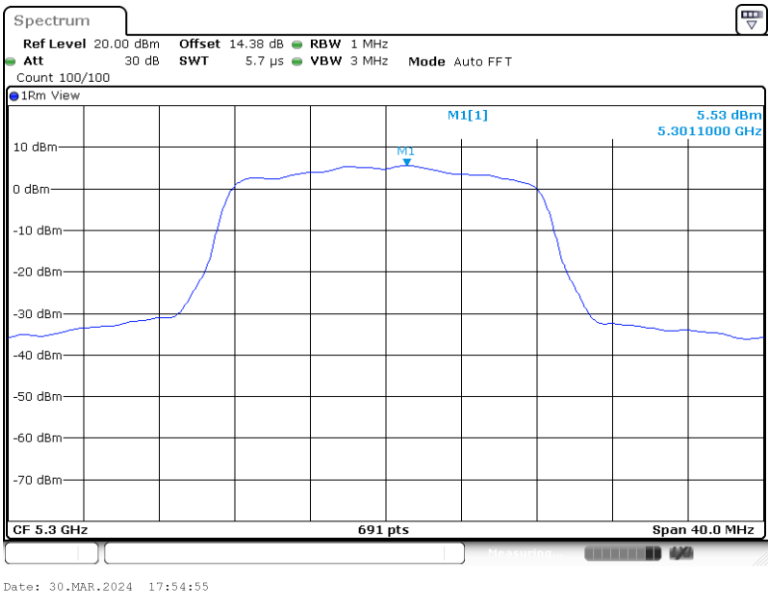

11A_Ant7_5320

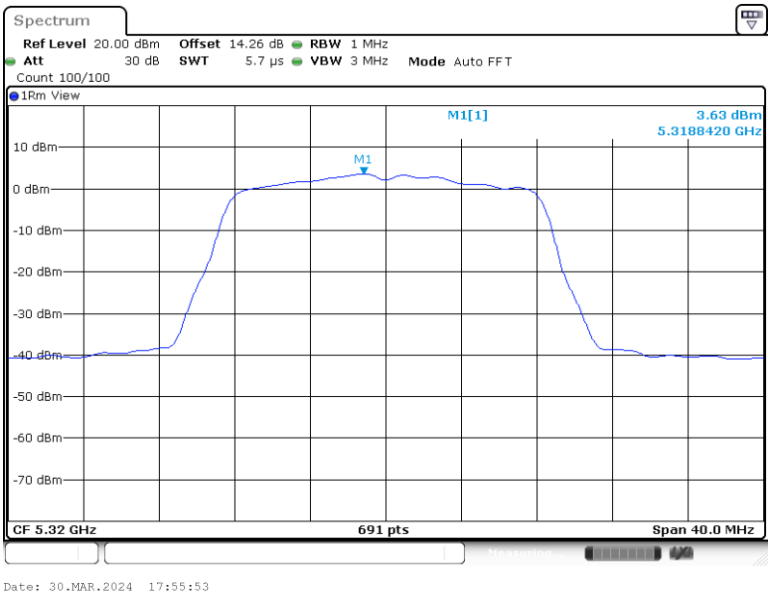

11A_Ant7_5500

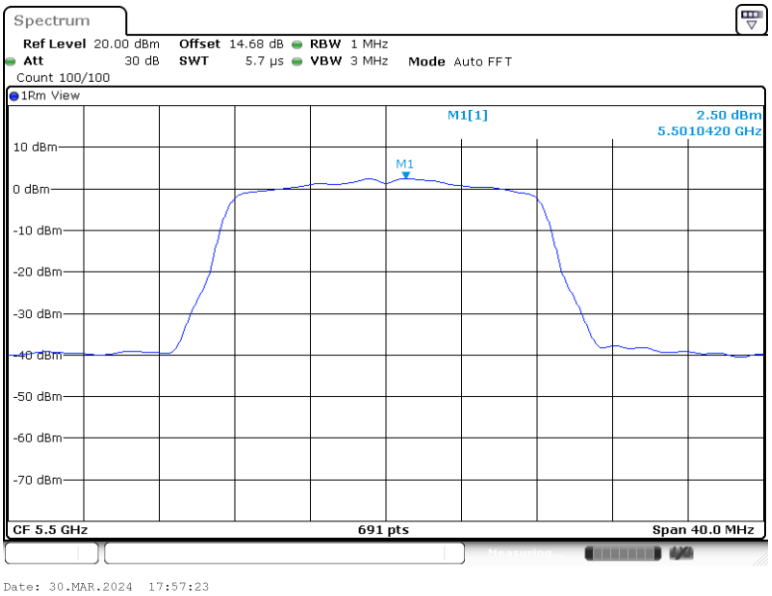

11A_Ant7_5580

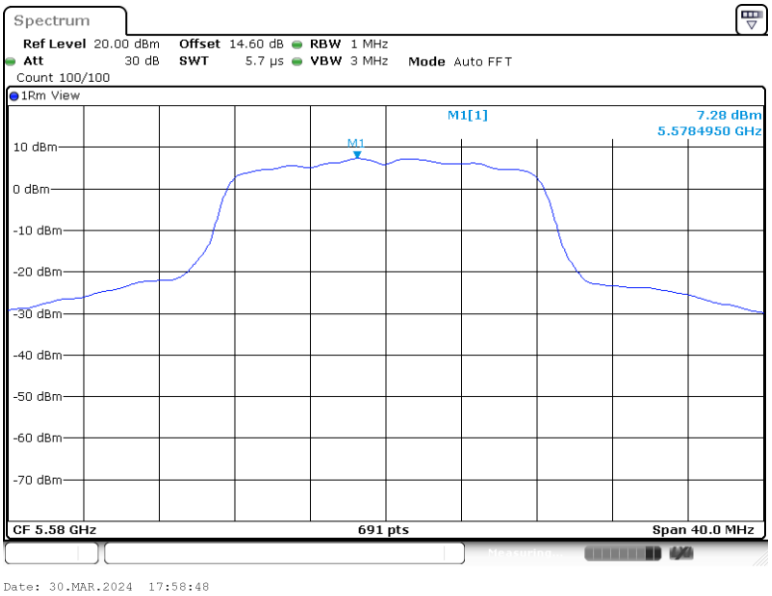

11A_Ant7_5700

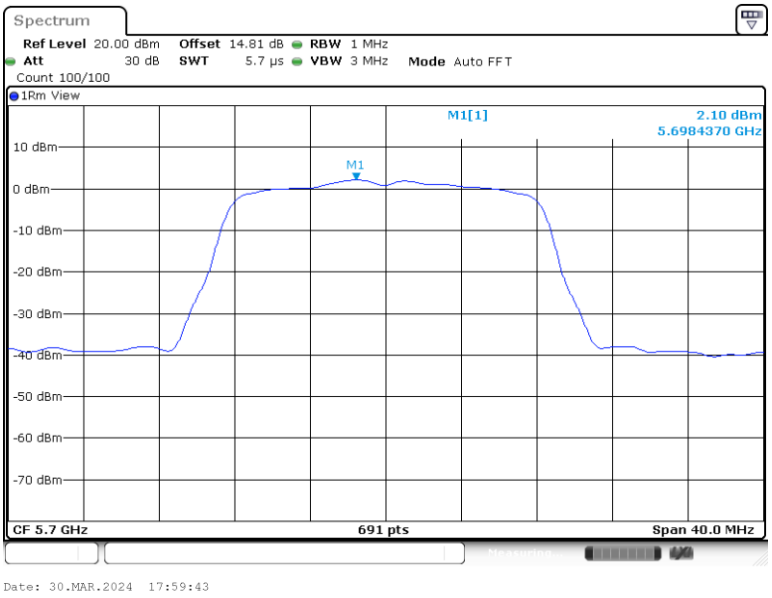

11A_Ant7_5745

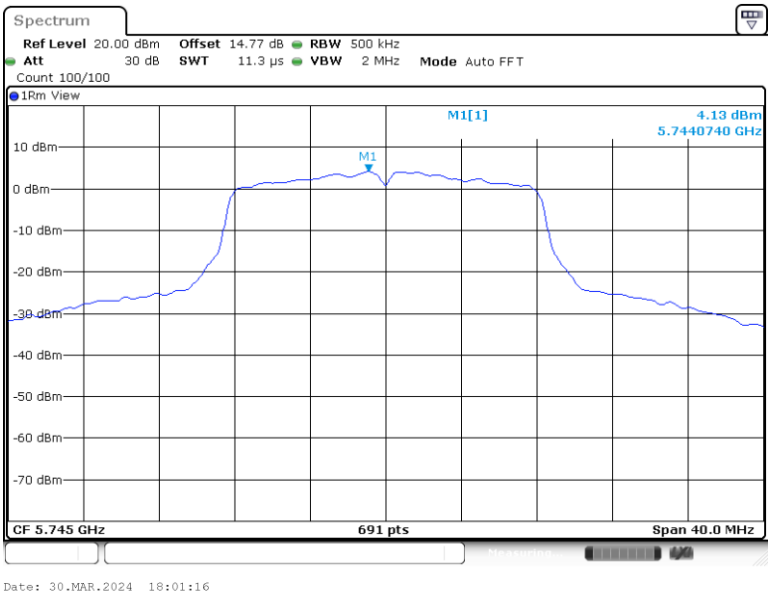

11A_Ant7_5785

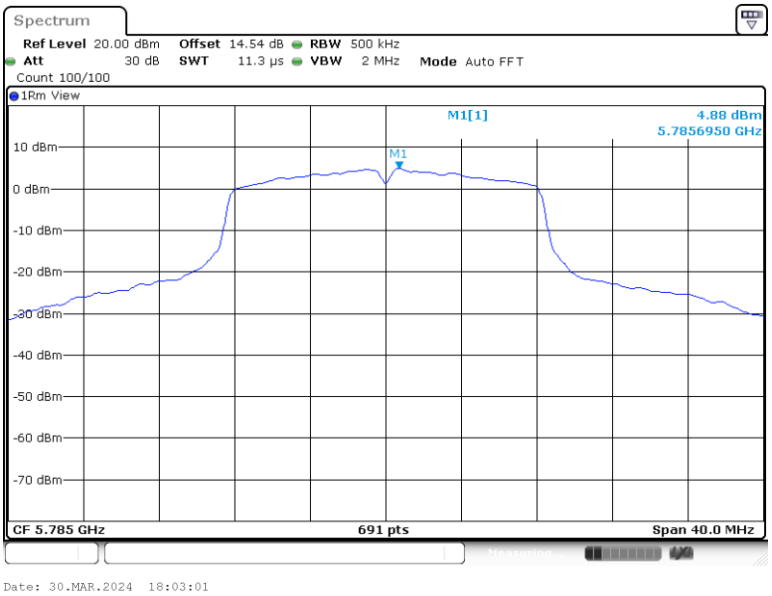

11A_Ant7_5825

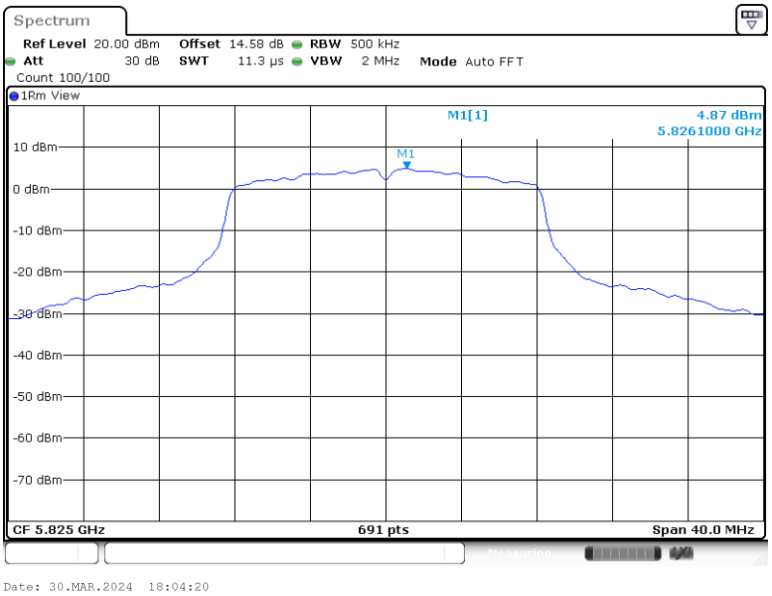

11N20SISO_Ant7_5180

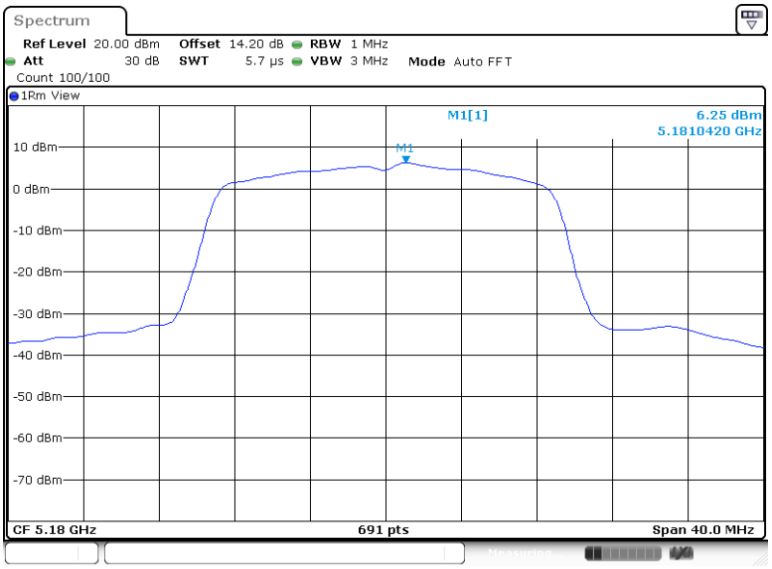

11N20SISO_Ant7_5220

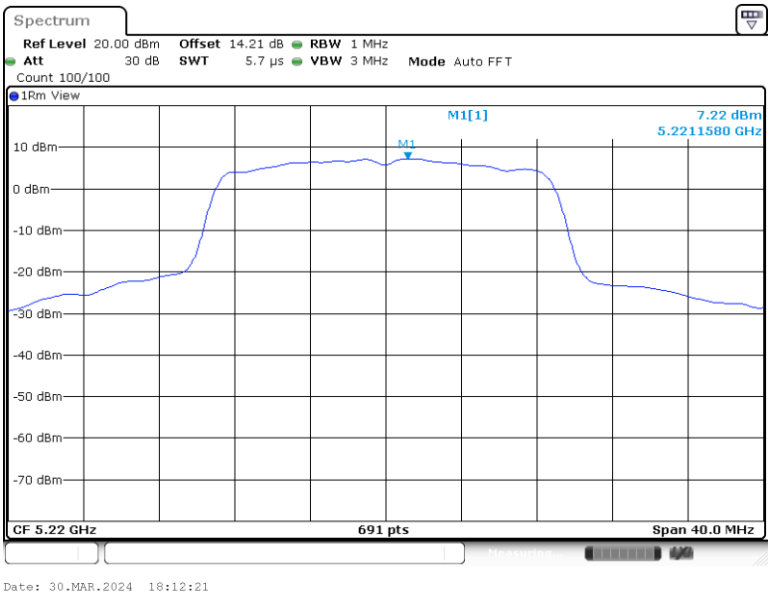

11N20SISO_Ant7_5240

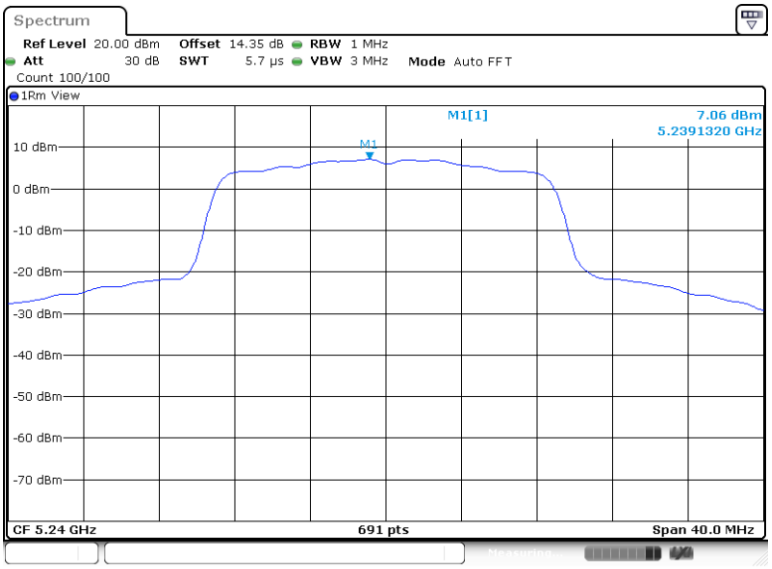

Date: 30.MAR.2024 18:13:29

11N20SISO_Ant7_5260

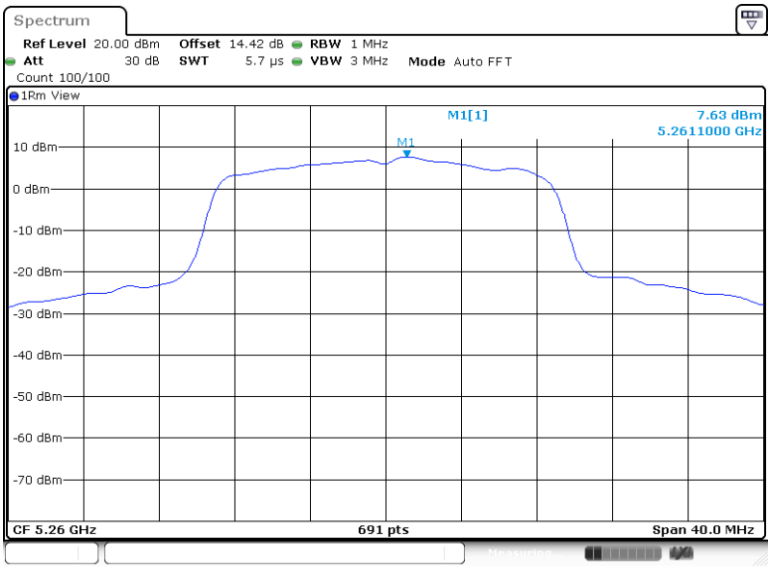

Date: 30.MAR.2024 18:14:41

11N20SISO_Ant7_5300

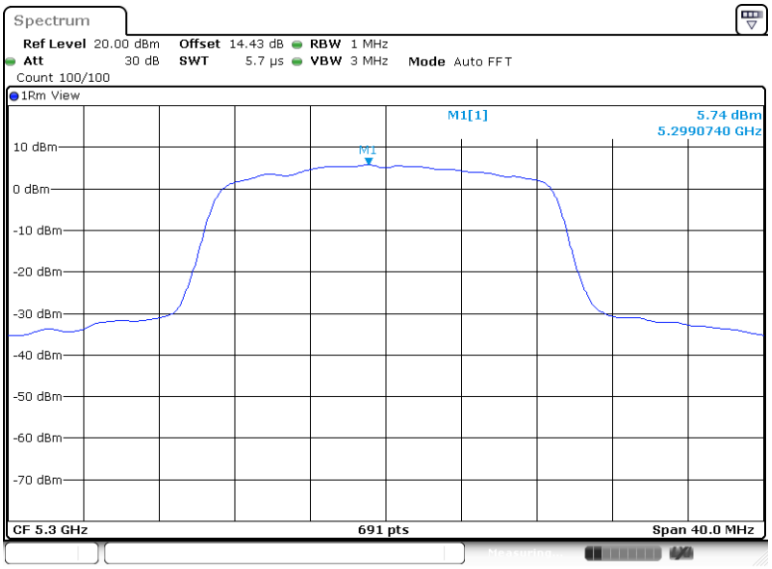

Date: 30.MAR.2024 18:15:36

11N20SISO_Ant7_5320

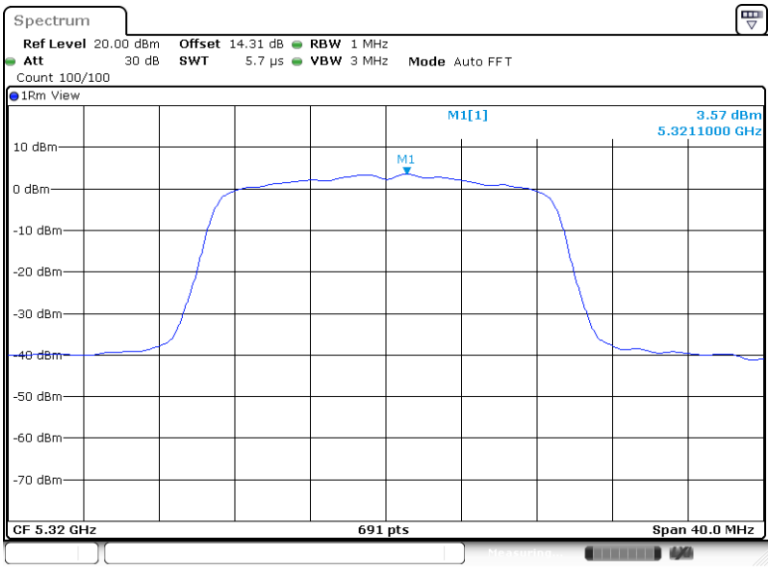

Date: 30.MAR.2024 18:16:56

11N20SISO_Ant7_5500

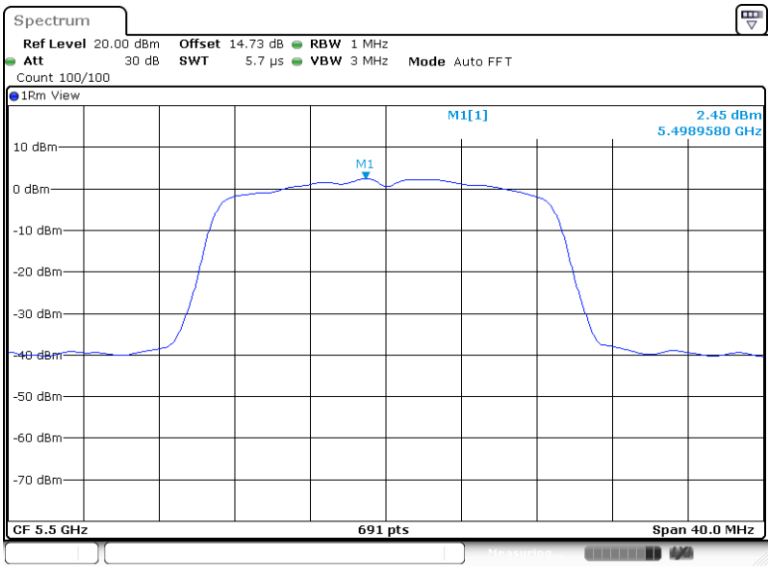

Date: 30.MAR.2024 18:17:50

11N20SISO_Ant7_5580

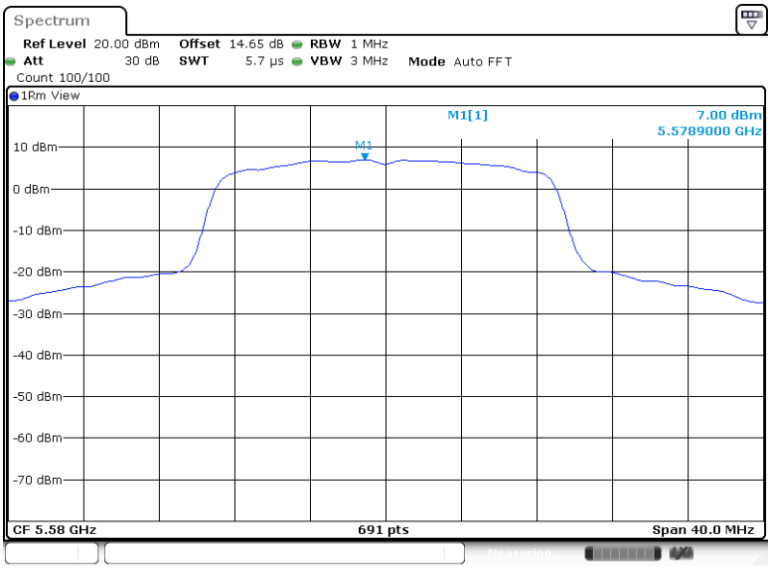

Date: 30.MAR.2024 18:19:01

11N20SISO_Ant7_5700

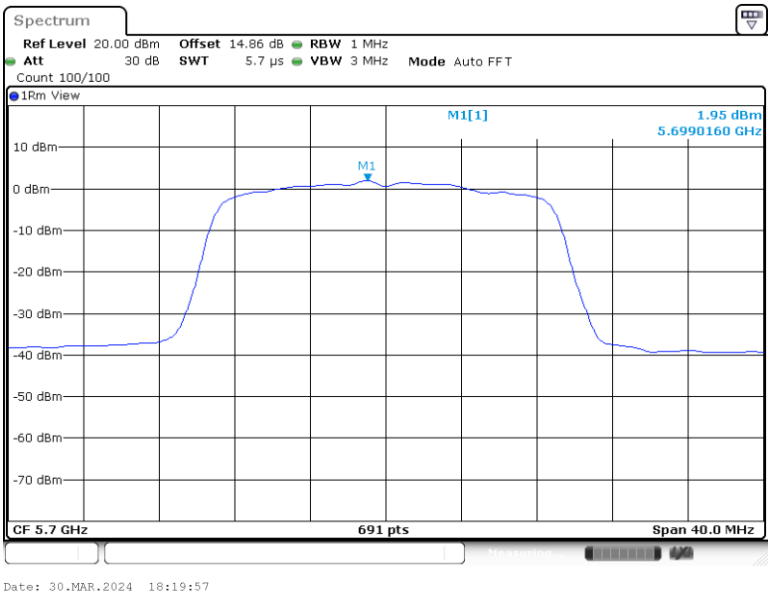

11N20SISO_Ant7_5745

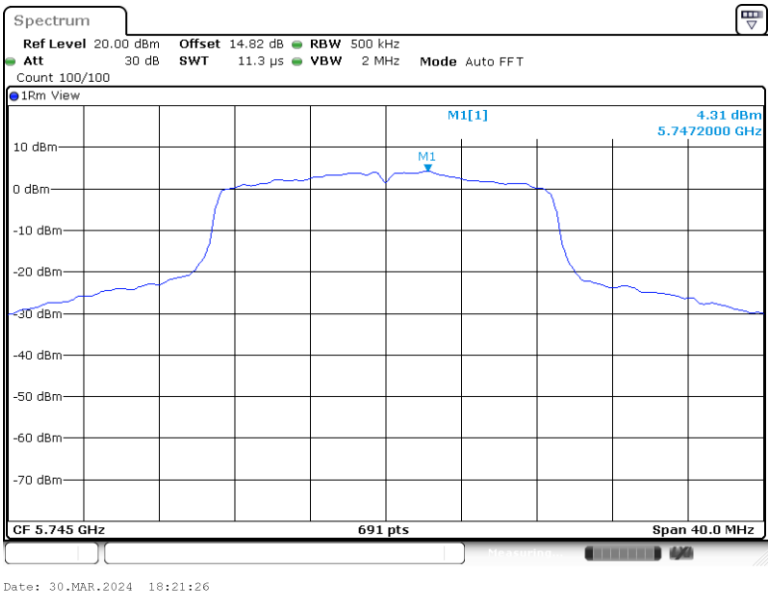

11N20SISO_Ant7_5785

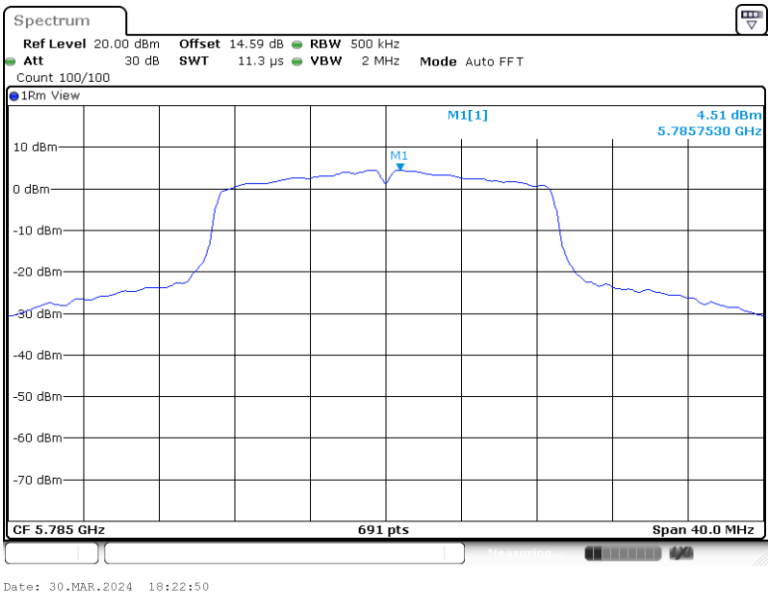

11N20SISO_Ant7_5825

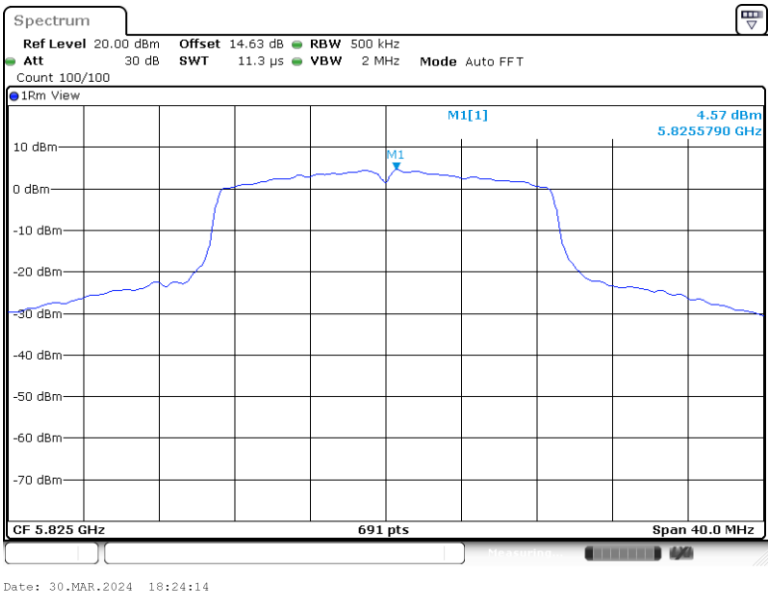

11N40SISO_Ant7_5190

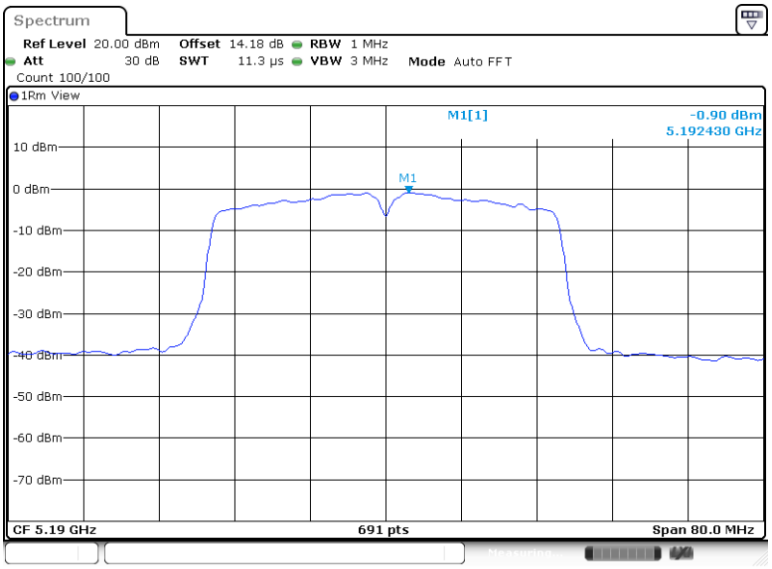

Date: 30.MAR.2024 18:25:33

11N40SISO_Ant7_5230

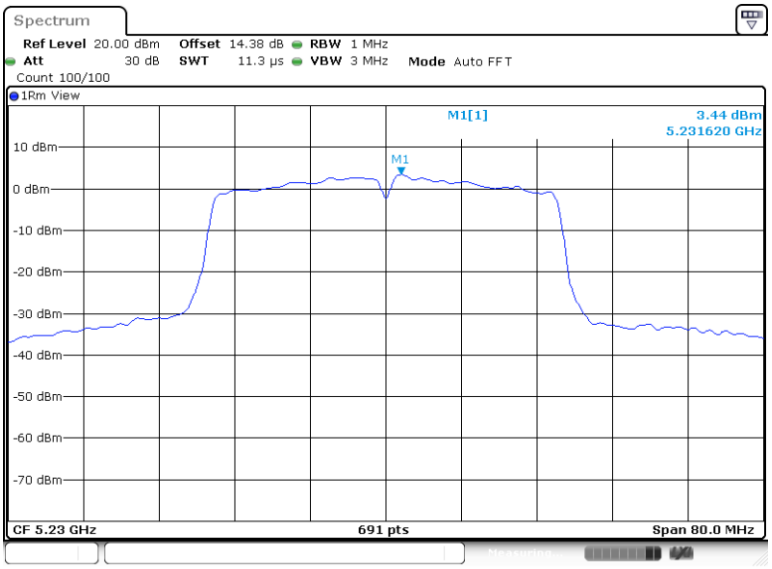

Date: 30.MAR.2024 18:26:43

11N40SISO_Ant7_5270

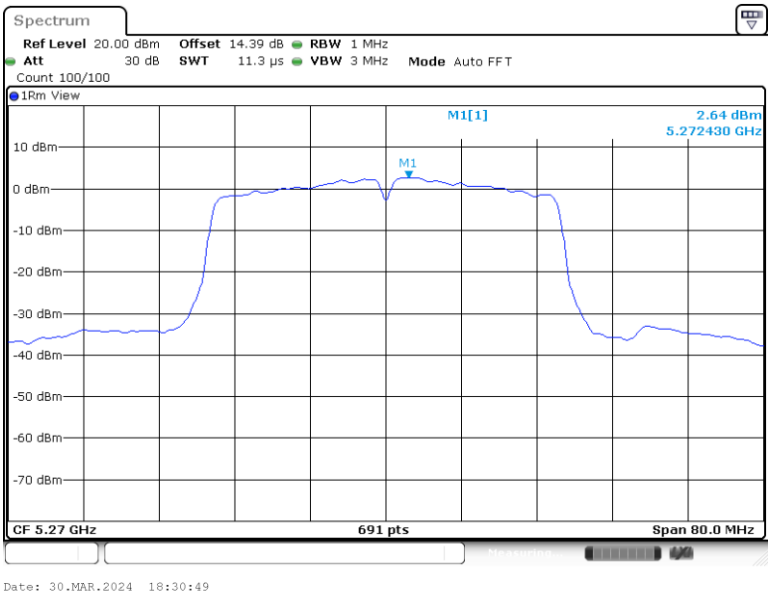

11N40SISO_Ant7_5310

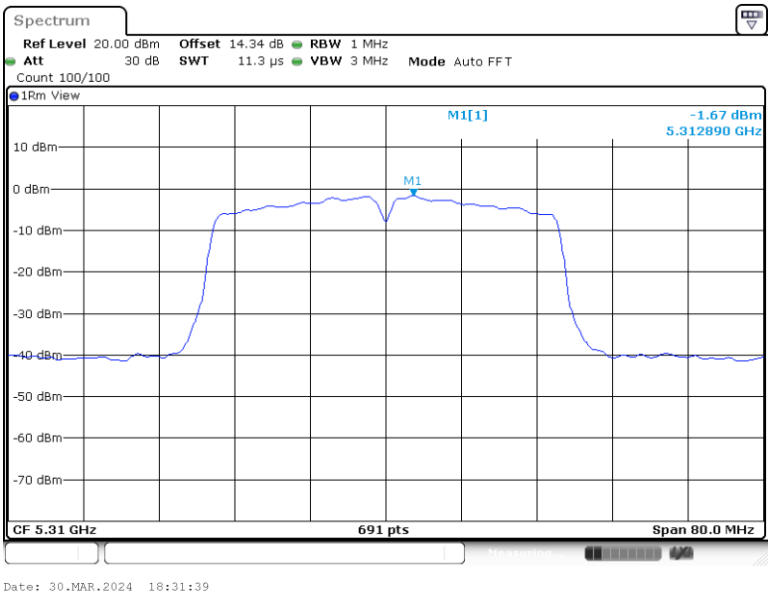

11N40SISO_Ant7_5510

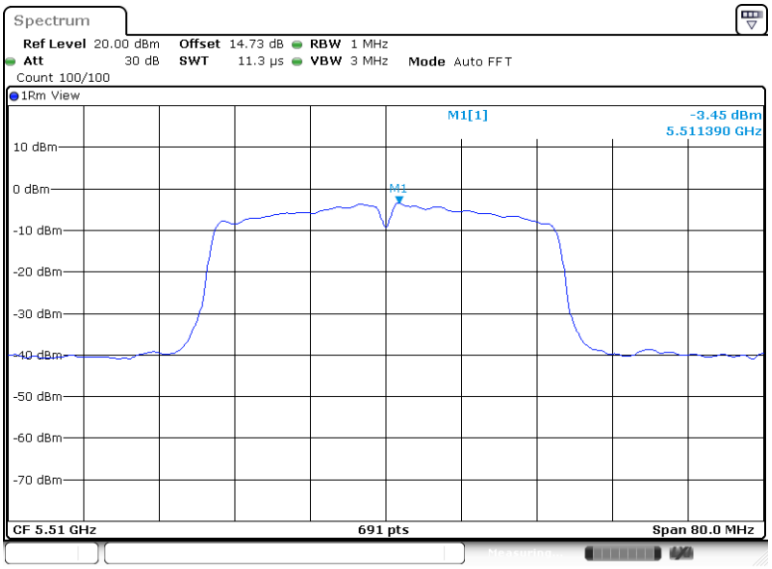

Date: 30.MAR.2024 18:32:29

11N40SISO_Ant7_5550

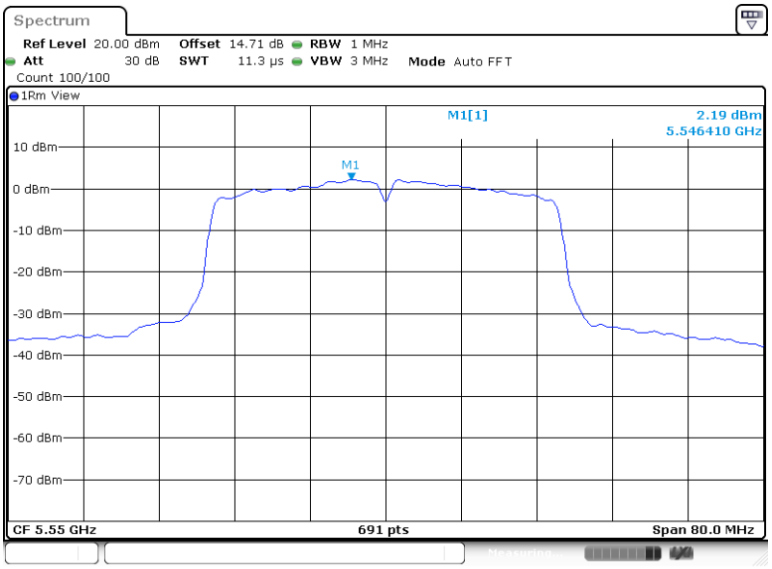

Date: 30.MAR.2024 18:33:43

11N40SISO_Ant7_5670

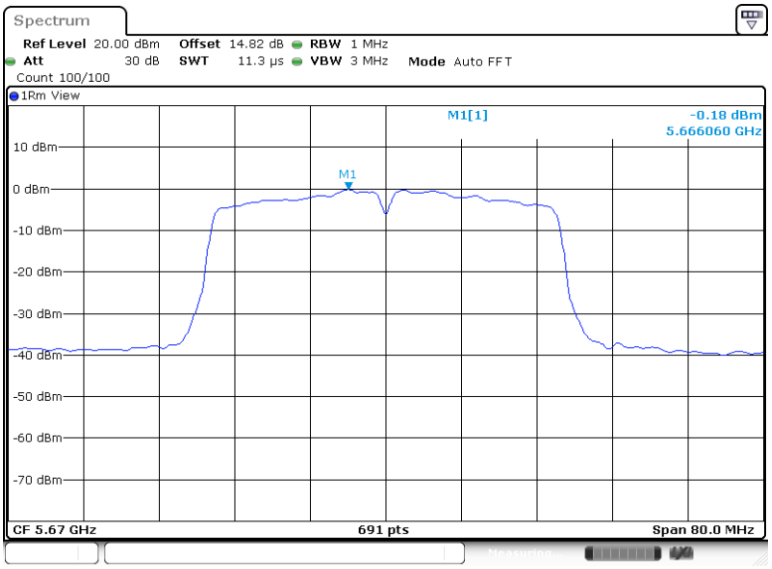

11N40SISO_Ant7_5755

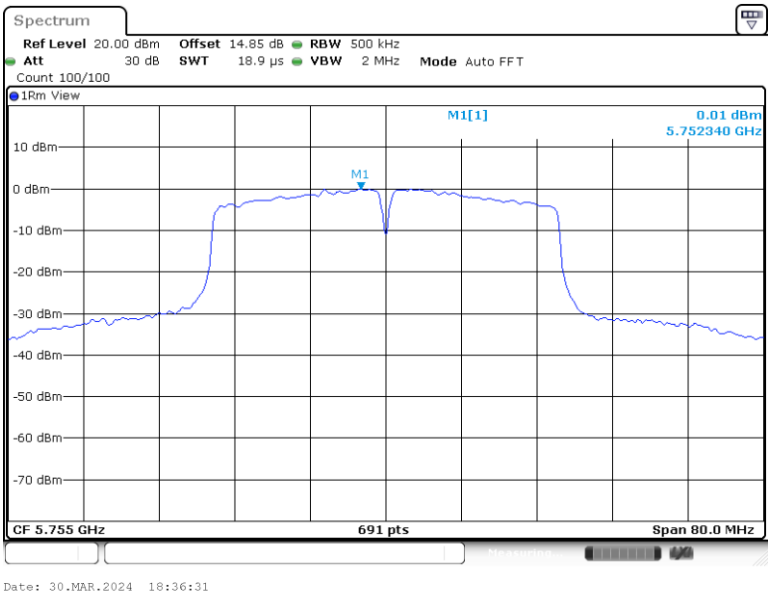

11N40SISO_Ant7_5795

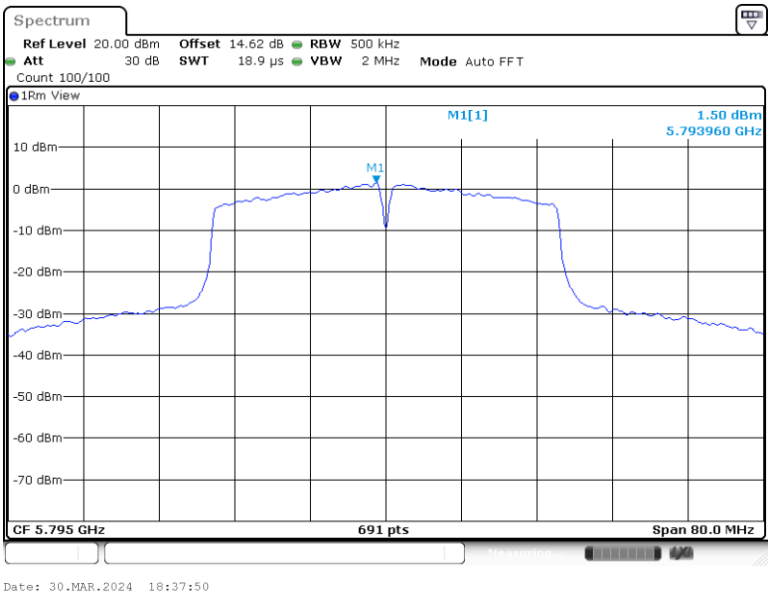

11AC80SISO_Ant7_5210

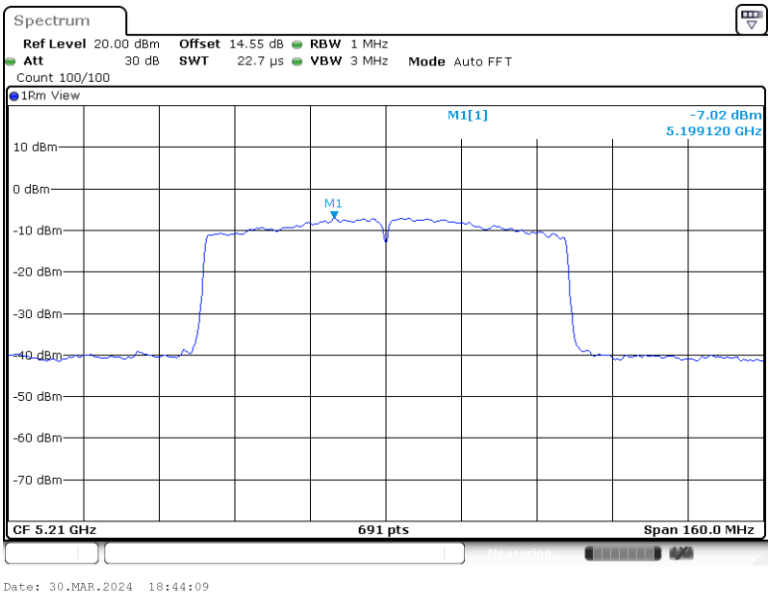

11AC80SISO_Ant7_5290

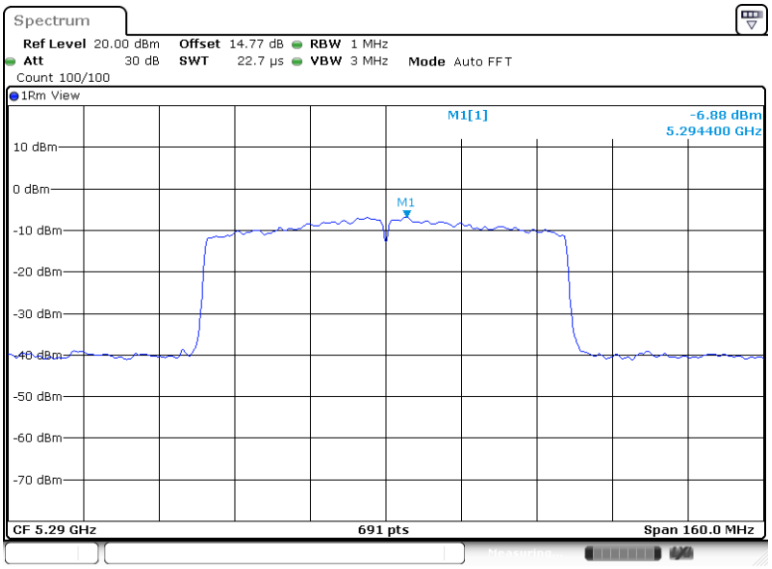

11AC80SISO_Ant7_5530

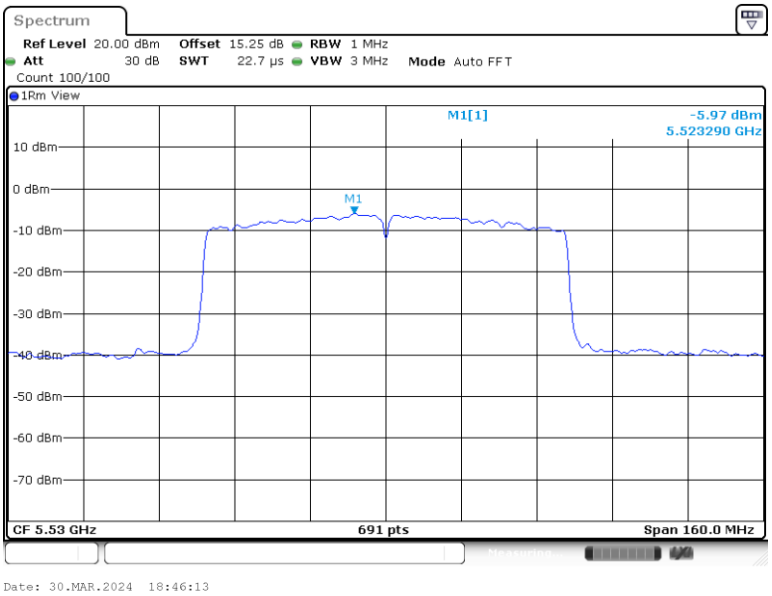

11AC80SISO_Ant7_5610

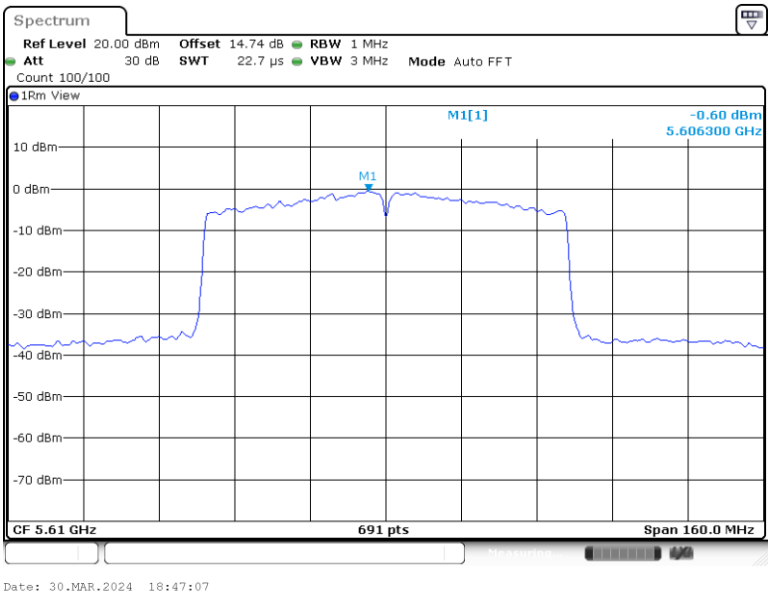

11AC80SISO_Ant7_5775

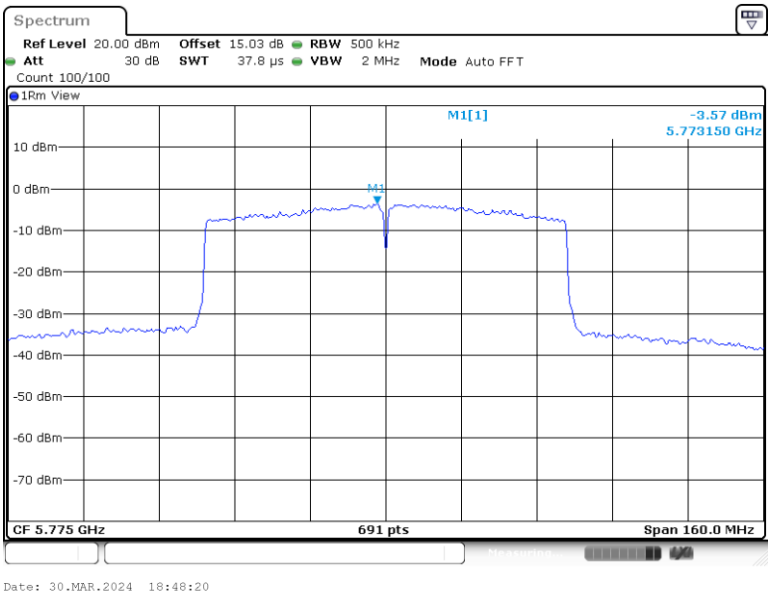

Appendix B. AC Conducted Emission Test Results

Test Engineer :	Yuki Tang	**Temperature :**	22~24℃
		Relative Humidity :	44~50%
Test Voltage :	120Vac / 60Hz	**Phase :**	Line
Remark :	All emissions not reported here are more than 10 dB below the prescribed limit.		

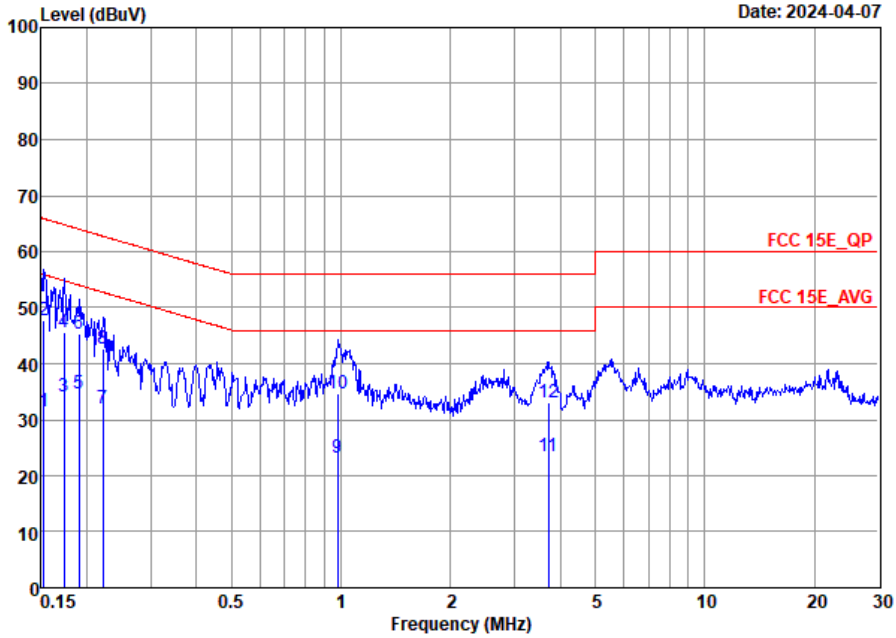

Site : CO01-SZ
Condition: FCC 15E_QP AC LISN 100063_L LINE

		Freq	Level	Over Limit	Limit Line	Read Level	LISN Factor	Cable Loss	Remark
		MHz	dBuV	dB	dBuV	dBuV	dB	dB	
1		0.15	31.50	-24.37	55.87	11.00	10.37	10.13	Average
2	*	0.15	47.70	-18.17	65.87	27.20	10.37	10.13	QP
3		0.17	34.10	-20.71	54.81	13.70	10.26	10.14	Average
4		0.17	45.50	-19.31	64.81	25.10	10.26	10.14	QP
5		0.19	34.66	-19.36	54.02	14.10	10.41	10.15	Average
6		0.19	45.26	-18.76	64.02	24.70	10.41	10.15	QP
7		0.22	32.07	-20.67	52.74	11.60	10.32	10.15	Average
8		0.22	42.67	-20.07	62.74	22.20	10.32	10.15	QP
9		0.98	23.24	-22.76	46.00	2.80	10.28	10.16	Average
10		0.98	34.54	-21.46	56.00	14.10	10.28	10.16	QP
11		3.72	23.59	-22.41	46.00	3.10	10.18	10.31	Average
12		3.72	33.19	-22.81	56.00	12.70	10.18	10.31	QP

Test Engineer :	Yuki Tang	**Temperature :**	22~24℃
		Relative Humidity :	44~50%
Test Voltage :	120Vac / 60Hz	**Phase :**	Neutral
Remark :	All emissions not reported here are more than 10 dB below the prescribed limit.		

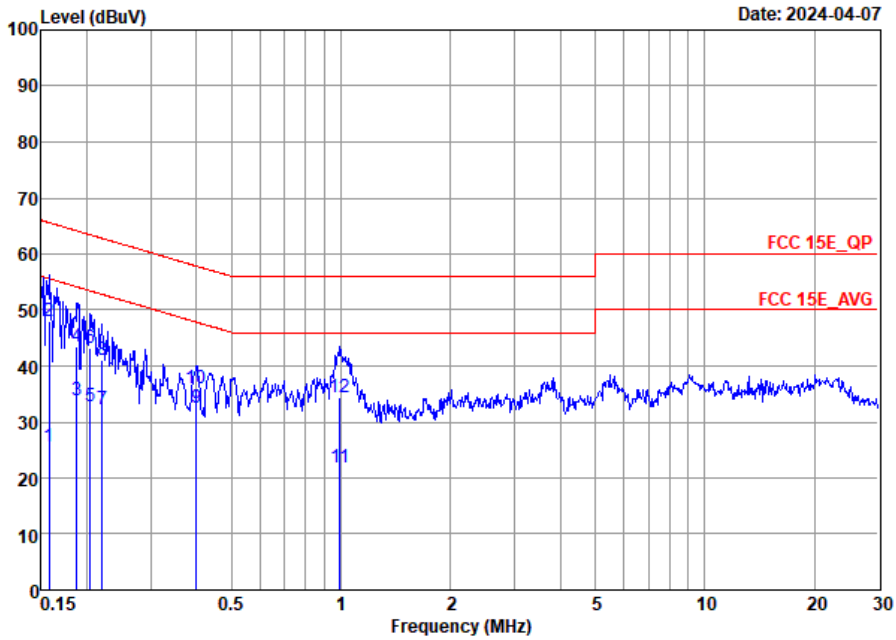

Site : CO01-SZ
Condition: FCC 15E_QP AC LISN 100063_N NEUTRAL

		Freq	Level	Over Limit	Limit Line	Read Level	LISN Factor	Cable Loss	Remark
		MHz	dBuV	dB	dBuV	dBuV	dB	dB	
1		0.16	25.61	-29.99	55.60	5.20	10.27	10.14	Average
2		0.16	48.01	-17.59	65.60	27.60	10.27	10.14	QP
3		0.19	33.81	-20.34	54.15	13.29	10.37	10.15	Average
4		0.19	43.51	-20.64	64.15	22.99	10.37	10.15	QP
5		0.20	32.81	-20.64	53.45	12.40	10.26	10.15	Average
6		0.20	43.11	-20.34	63.45	22.70	10.26	10.15	QP
7		0.22	32.37	-20.42	52.79	12.00	10.22	10.15	Average
8		0.22	41.07	-21.72	62.79	20.70	10.22	10.15	QP
9	*	0.40	32.48	-15.38	47.86	12.40	9.92	10.16	Average
10		0.40	35.88	-21.98	57.86	15.80	9.92	10.16	QP
11		0.99	21.89	-24.11	46.00	1.50	10.23	10.16	Average
12		0.99	34.39	-21.61	56.00	14.00	10.23	10.16	QP

Note:

1. Level(dBμV) = Read Level(dBμV) + LISN Factor(dB) + Cable Loss(dB)
2. Over Limit(dB) = Level(dBμV) – Limit Line(dBμV)

Appendix C. Radiated Spurious Emission Test Data

Test Engineer :	Kuang Jia	Relative Humidity :	48~49%
		Temperature :	24℃~25℃

Radiated Spurious Emission Test Modes

Mode	Band	Band (GHz)	Antenna	Modulation	Channel	Frequency	Data Rate	RU	Remark
Mode 1	U-NII-1	5.15-5.25	7	802.11a	36	5180	6Mbps	-	-
Mode 2	U-NII-1	5.15-5.25	7	802.11a	44	5220	6Mbps	-	-
Mode 3	U-NII-1	5.15-5.25	7	802.11a	48	5240	6Mbps	-	-
Mode 4	U-NII-2A	5.25-5.35	7	802.11a	52	5280	6Mbps	-	-
Mode 5	U-NII-2A	5.25-5.35	7	802.11a	60	5300	6Mbps	-	-
Mode 6	U-NII-2A	5.25-5.35	7	802.11a	64	5320	6Mbps	-	-
Mode 7	U-NII-2C	5.47-5.725	7	802.11a	100	5500	6Mbps	-	-
Mode 8	U-NII-2C	5.47-5.725	7	802.11a	116	5580	6Mbps	-	-
Mode 9	U-NII-2C	5.47-5.725	7	802.11a	140	5700	6Mbps	-	-
Mode 10	U-NII-1	5.15-5.25	7	802.11n HT20	36	5180	MCS0	-	-
Mode 11	U-NII-1	5.15-5.25	7	802.11n HT20	44	5220	MCS0	-	-
Mode 12	U-NII-1	5.15-5.25	7	802.11n HT20	48	5240	MCS0	-	-
Mode 13	U-NII-2A	5.25-5.35	7	802.11n HT20	52	5280	MCS0	-	-
Mode 14	U-NII-2A	5.25-5.35	7	802.11n HT20	60	5300	MCS0	-	-
Mode 15	U-NII-2A	5.25-5.35	7	802.11n HT20	64	5320	MCS0	-	-
Mode 16	U-NII-2C	5.47-5.725	7	802.11n HT20	100	5500	MCS0	-	-
Mode 17	U-NII-2C	5.47-5.725	7	802.11n HT20	116	5580	MCS0	-	-
Mode 18	U-NII-2C	5.47-5.725	7	802.11n HT20	140	5700	MCS0	-	-
Mode 19	U-NII-1	5.15-5.25	7	802.11n HT40	38	5190	MCS0	-	-
Mode 20	U-NII-1	5.15-5.25	7	802.11n HT40	46	5230	MCS0	-	-
Mode 21	U-NII-2A	5.25-5.35	7	802.11n HT40	54	5270	MCS0	-	-
Mode 22	U-NII-2A	5.25-5.35	7	802.11n HT40	62	5310	MCS0	-	-
Mode 23	U-NII-2C	5.47-5.725	7	802.11n HT40	102	5510	MCS0	-	-
Mode 24	U-NII-2C	5.47-5.725	7	802.11n HT40	134	5670	MCS0	-	-
Mode 25	U-NII-1	5.15-5.25	7	802.11ac VHT80	42	5210	MCS0	-	-
Mode 26	U-NII-2A	5.25-5.35	7	802.11ac VHT80	58	5290	MCS0	-	-
Mode 27	U-NII-2C	5.47-5.725	7	802.11ac VHT80	106	5530	MCS0	-	-
Mode 28	U-NII-2C	5.47-5.725	7	802.11ac VHT80	122	5610	MCS0	-	-
Mode 29	U-NII-3	5.725-5.85	7	802.11a	149	5745	6Mbps	-	-
Mode 30	U-NII-3	5.725-5.85	7	802.11a	157	5785	6Mbps	-	-
Mode 31	U-NII-3	5.725-5.85	7	802.11a	165	5825	6Mbps	-	-

Mode 32	U-NII-3	5.725-5.85	7	802.11n HT20	149	5745	MCS0	-	-
Mode 33	U-NII-3	5.725-5.85	7	802.11n HT20	157	5785	MCS0	-	-
Mode 34	U-NII-3	5.725-5.85	7	802.11n HT20	165	5825	MCS0	-	-
Mode 35	U-NII-3	5.725-5.85	7	802.11n HT40	151	5755	MCS0	-	-
Mode 36	U-NII-3	5.725-5.85	7	802.11n HT40	159	5795	MCS0	-	-
Mode 37	U-NII-3	5.725-5.85	7	802.11ac VHT80	155	5775	MCS0	-	-
Mode 38	U-NII-1	5.15-5.25	7	802.11n HT20	36	5180	MCS0		LF
Mode 39	U-NII-3	5.725-5.85	7	802.11ac VHT80	155	5775	MCS0		LF
Mode 40	Co-TX	5.15-5.25	7	802.11n HT20	36	5180	MCS0	-	-
		LTE	7	Band 13 Link					
Mode 41	Co-TX	BLE TX	7	BLE	38	2478	2M	-	-
		5.725-5.85	7	802.11n HT20	36	5180	MCS0	-	-
		LTE	7	Band 13 Link					
Mode 42	U-NII-2C	5.47-5.725	7	802.11a	104	5520	6Mbps	-	-
Mode 43	U-NII-2C	5.47-5.725	7	802.11a	136	5680	6Mbps	-	-
Mode 44	U-NII-2C	5.47-5.725	7	802.11n HT20	104	5520	MCS0	-	-
Mode 45	U-NII-2C	5.47-5.725	7	802.11n HT20	136	5680	MCS0	-	-
Mode 46	U-NII-2C	5.47-5.725	7	802.11n HT40	126	5630	MCS0	-	-

Summary of each worse mode

Mode	Modulation	Ch.	Freq. (MHz)	Level (dBuV/m)	Limit (dBuV/m)	Margin (dB)	Pol.	Peak Avg.	Result	Remark
1	802.11a	36	5149.99	48.61	54.00	-5.39	H	AVERAGE	Pass	Band Edge
1	802.11a	36	10360.00	49.59	68.30	-18.71	V	Peak	Pass	Harmonic
2	802.11a	44	-	-	-	-	-	-	-	Band Edge
2	802.11a	44	10440.00	49.57	68.30	-18.73	V	Peak	Pass	Harmonic
3	802.11a	48	-	-	-	-	-	-	-	Band Edge
3	802.11a	48	10480.00	49.89	68.30	-18.41	V	Peak	Pass	Harmonic
4	802.11a	52	-	-	-	-	-	-	-	Band Edge
4	802.11a	52	10520.00	49.57	68.30	-18.73	H	Peak	Pass	Harmonic
5	802.11a	60	-	-	-	-	-	-	-	Band Edge
5	802.11a	60	10600.00	47.77	74.00	-26.23	H	Peak	Pass	Harmonic
6	802.11a	64	5350.46	45.95	54.00	-8.05	H	AVERAGE	Pass	Band Edge
6	802.11a	64	15960.00	47.60	74.00	-26.40	H	Peak	Pass	Harmonic
7	802.11a	100	5468.89	61.77	68.30	-6.53	H	PEAK	Pass	Band Edge
7	802.11a	100	16500.00	50.17	68.30	-18.13	H	Peak	Pass	Harmonic
8	802.11a	116	-	-	-	-	-	-	-	Band Edge
8	802.11a	116	16740.00	50.99	68.30	-17.31	H	Peak	Pass	Harmonic
9	802.11a	140	5725.19	58.10	68.30	-10.20	H	PEAK	Pass	Band Edge
9	802.11a	140	17100.00	49.56	68.30	-18.74	H	Peak	Pass	Harmonic
10	802.11n HT20	36	5149.51	48.90	54.00	-5.10	H	AVERAGE	Pass	Band Edge
10	802.11n HT20	36	10360.00	49.38	68.30	-18.92	H	Peak	Pass	Harmonic
11	802.11n HT20	44	-	-	-	-	-	-	-	Band Edge
11	802.11n HT20	44	10440.00	49.86	68.30	-18.44	H	Peak	Pass	Harmonic
12	802.11n HT20	48	-	-	-	-	-	-	-	Band Edge
12	802.11n HT20	48	10480.00	49.82	68.30	-18.48	H	Peak	Pass	Harmonic
13	802.11n HT20	52	-	-	-	-	-	-	-	Band Edge
13	802.11n HT20	52	10520.00	49.51	68.30	-18.79	V	Peak	Pass	Harmonic
14	802.11n HT20	60	-	-	-	-	-	-	-	Band Edge
14	802.11n HT20	60	15900.00	47.99	74.00	-26.01	V	Peak	Pass	Harmonic
15	802.11n HT20	64	5350.58	45.94	54.00	-8.06	H	AVERAGE	Pass	Band Edge
15	802.11n HT20	64	10640.00	47.97	74.00	-26.03	V	Peak	Pass	Harmonic
16	802.11n HT20	100	5460.79	61.36	68.30	-6.94	H	PEAK	Pass	Band Edge
16	802.11n HT20	100	16500.00	49.47	68.30	-18.83	H	Peak	Pass	Harmonic
17	802.11n HT20	116	-	-	-	-	-	-	-	Band Edge
17	802.11n HT20	116	16740.00	50.44	68.30	-17.86	V	Peak	Pass	Harmonic
18	802.11n HT20	140	5728.83	57.23	68.30	-11.07	H	PEAK	Pass	Band Edge
18	802.11n HT20	140	17100.00	49.76	68.30	-18.54	H	Peak	Pass	Harmonic

Mode	Modulation	Ch.	Freq. (MHz)	Level (dBuV/m)	Limit (dBuV/m)	Margin (dB)	Pol.	Peak Avg.	Result	Remark
19	802.11n HT40	38	5149.99	47.27	54.00	-6.73	H	AVERAGE	Pass	Band Edge
19	802.11n HT40	38	-	-	-	-	-	-	-	Harmonic
20	802.11n HT40	46	5149.64	45.51	54.00	-8.49	H	AVERAGE	Pass	Band Edge
20	802.11n HT40	46	-	-	-	-	-	-	-	Harmonic
21	802.11n HT40	54	5350.09	46.44	54.00	-7.56	H	AVERAGE	Pass	Band Edge
21	802.11n HT40	54	-	-	-	-	-	-	-	Harmonic
22	802.11n HT40	62	5353.89	45.94	54.00	-8.06	H	AVERAGE	Pass	Band Edge
22	802.11n HT40	62	-	-	-	-	-	-	-	Harmonic
23	802.11n HT40	102	5460.00	43.56	54.00	-10.44	H	AVERAGE	Pass	Band Edge
23	802.11n HT40	102	-	-	-	-	-	-	-	Harmonic
24	802.11n HT40	134	5454.51	43.04	54.00	-10.96	H	AVERAGE	Pass	Band Edge
24	802.11n HT40	134	-	-	-	-	-	-	-	Harmonic
25	802.11ac VHT80	42	5149.44	48.09	54.00	-5.91	H	AVERAGE	Pass	Band Edge
25	802.11ac VHT80	42	-	-	-	-	-	-	-	Harmonic
26	802.11ac VHT80	58	5350.96	47.02	54.00	-6.98	H	AVERAGE	Pass	Band Edge
26	802.11ac VHT80	58	-	-	-	-	-	-	-	Harmonic
27	802.11ac VHT80	106	5451.27	45.05	54.00	-8.95	H	AVERAGE	Pass	Band Edge
27	802.11ac VHT80	106	-	-	-	-	-	-	-	Harmonic
28	802.11ac VHT80	122	5457.28	45.89	54.00	-8.11	V	AVERAGE	Pass	Band Edge
28	802.11ac VHT80	122	-	-	-	-	-	-	-	Harmonic
29	802.11a	149	5644.37	54.14	68.30	-14.16	H	PEAK	Pass	Band Edge
29	802.11a	149	17235.00	50.24	68.30	-18.06	H	Peak	Pass	Harmonic
30	802.11a	157	-	-	-	-	-	-	-	Band Edge
30	802.11a	157	17355.00	50.69	68.30	-17.61	H	Peak	Pass	Harmonic
31	802.11a	165	5928.75	53.37	68.30	-14.93	H	PEAK	Pass	Band Edge
31	802.11a	165	17475.00	49.91	68.30	-18.39	V	Peak	Pass	Harmonic
32	802.11n HT20	149	5624.51	54.50	68.30	-13.80	H	PEAK	Pass	Band Edge
32	802.11n HT20	149	17235.00	50.36	68.30	-17.94	H	Peak	Pass	Harmonic
33	802.11n HT20	157	-	-	-	-	-	-	-	Band Edge
33	802.11n HT20	157	17355.00	50.22	68.30	-18.08	H	Peak	Pass	Harmonic
34	802.11n HT20	165	5948.63	52.74	68.30	-15.56	H	PEAK	Pass	Band Edge
34	802.11n HT20	165	17475.00	49.84	68.30	-18.46	V	Peak	Pass	Harmonic
35	802.11n HT40	151	5649.45	57.85	68.30	-10.45	H	PEAK	Pass	Band Edge
35	802.11n HT40	151	-	-	-	-	-	-	-	Harmonic
36	802.11n HT40	159	5645.24	53.71	68.30	-14.59	H	PEAK	Pass	Band Edge

Mode	Modulation	Ch.	Freq. (MHz)	Level (dBuV/m)	Limit (dBuV/m)	Margin (dB)	Pol.	Peak Avg.	Result	Remark
36	802.11n HT40	159	-	-	-	-	-	-	-	Harmonic
37	802.11ac VHT80	155	5642.00	59.62	68.30	-8.68	V	PEAK	Pass	Band Edge
37	802.11ac VHT80	155	17325.00	49.38	68.30	-18.92	V	Peak	Pass	Harmonic
38	802.11n HT20	36	30.97	31.29	40.00	-8.71	V	Peak	Pass	LF
39	802.11ac VHT80	155	35.82	30.38	40.00	-9.62	V	Peak	Pass	LF
40	CO_TX		5149.85	48.55	54.00	-5.45	H	AVERAGE	Pass	Band Edge
40			10360.00	50.30	68.30	-18.00	H	Peak	Pass	Harmonic
41	CO_TX		5149.76	48.68	54.00	-5.32	H	AVERAGE	Pass	Band Edge
41			10360.00	49.88	68.30	-18.42	H	Peak	Pass	Harmonic
42	802.11a		104	5468.25	62.84	68.30	-5.46	H	PEAK	Pass
42	802.11a		104	-	-	-	-	-	-	-
43	802.11a		136	5725.19	60.06	68.30	-8.24	H	PEAK	Pass
43	802.11a		136	-	-	-	-	-	-	-
44	802.11n HT20		104	5466.04	62.30	68.30	-6.00	H	PEAK	Pass
44	802.11n HT20		104	-	-	-	-	-	-	-
45	802.11n HT20		136	5726.20	61.30	68.30	-7.00	H	PEAK	Pass
45	802.11n HT20		136	-	-	-	-	-	-	-
46	802.11n HT40		126	5459.06	43.45	54.00	-10.55	V	AVERAGE	Pass
46	802.11n HT40		126	-	-	-	-	-	-	-

Mode	1	
	Band Edge	
	U-NII-1_5.15-5.25_802.11a_CH36_5180MHz	
Pol.	Horizontal	Fundamental
Peak	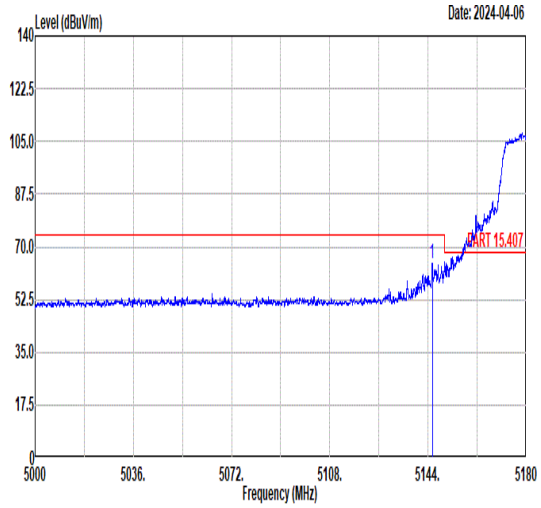 Freq Level Limit Line Margin (dB) Read Level Ant Factor Cable Loss Preamp Factor APos TPos Remark 1 5145.55 64.46 74.00 -9.54 50.28 34.87 11.09 31.78 299 51 PEAK	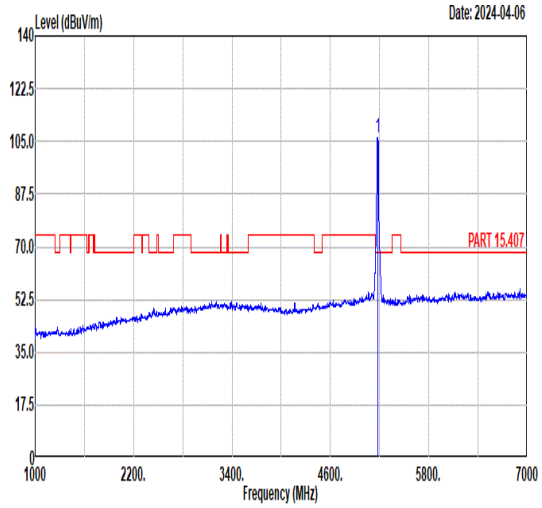 Freq Level Limit Line Margin (dB) Read Level Ant Factor Cable Loss Preamp Factor APos TPos Remark 1 5180.00 106.43 ------ ------ 92.30 34.87 11.07 31.81 299 51 PEAK
Avg	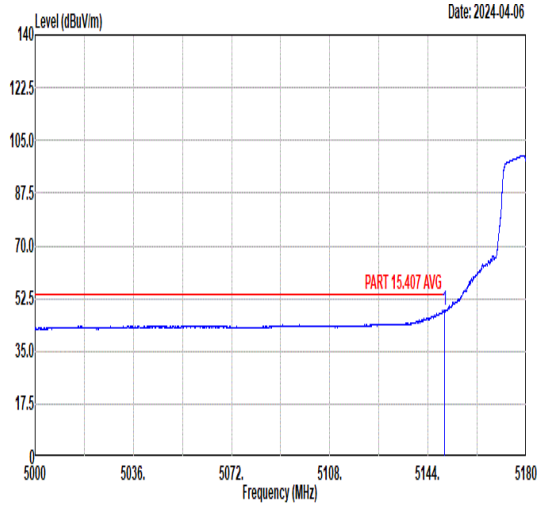 Freq Level Limit Line Margin (dB) Read Level Ant Factor Cable Loss Preamp Factor APos TPos Remark 1 5149.99 48.61 54.00 -5.39 34.44 34.87 11.08 31.78 299 51 AVERAGE	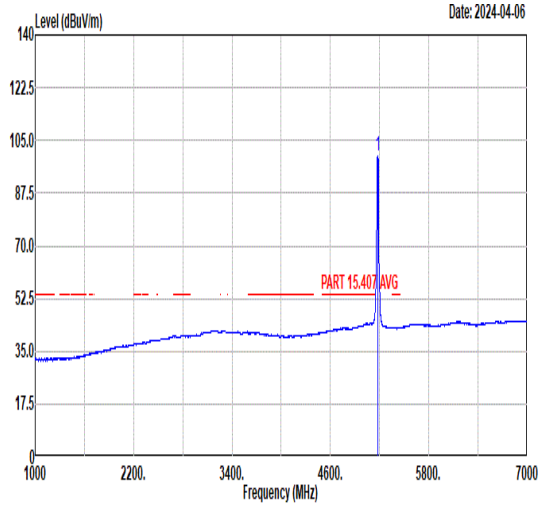 Freq Level Limit Line Margin (dB) Read Level Ant Factor Cable Loss Preamp Factor APos TPos Remark 1 5180.00 99.87 ------ ------ 85.76 34.86 11.07 31.82 299 51 AVERAGE

Mode	1	
	Band Edge	
	U-NII-1_5.15-5.25_802.11a_CH36_5180MHz	
Pol.	Vertical	Fundamental
Peak	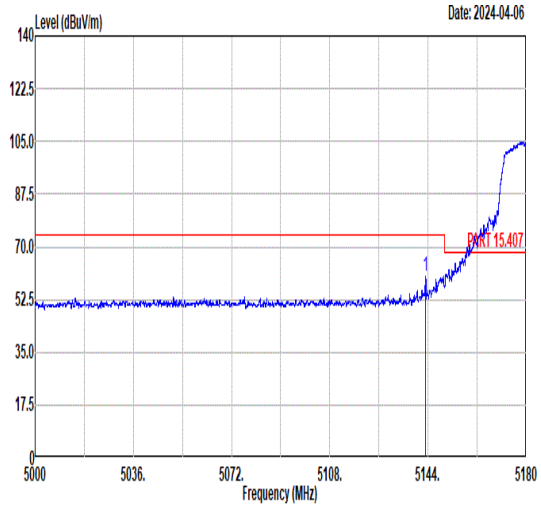 Freq Level Limit Line Margin (dB) Read Level Ant Factor Cable Loss Preamp Factor APos TPos Remark 1 5143.01 60.37 74.00 -13.63 46.18 34.87 11.09 31.77 298 283 PEAK	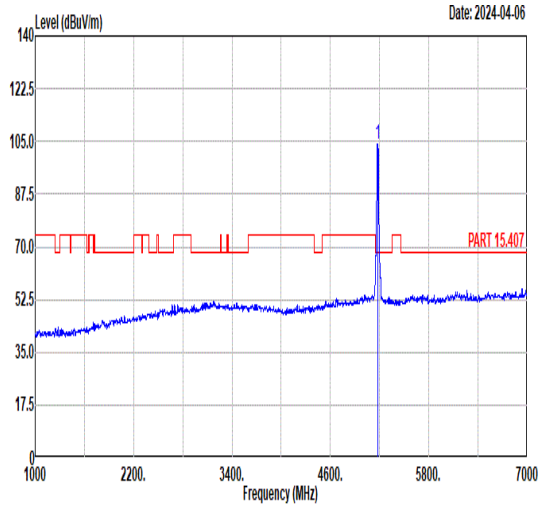 Freq Level Limit Line Margin (dB) Read Level Ant Factor Cable Loss Preamp Factor APos TPos Remark 1 5180.00 104.17 ------ ------ 90.04 34.87 11.07 31.81 298 283 PEAK
Avg	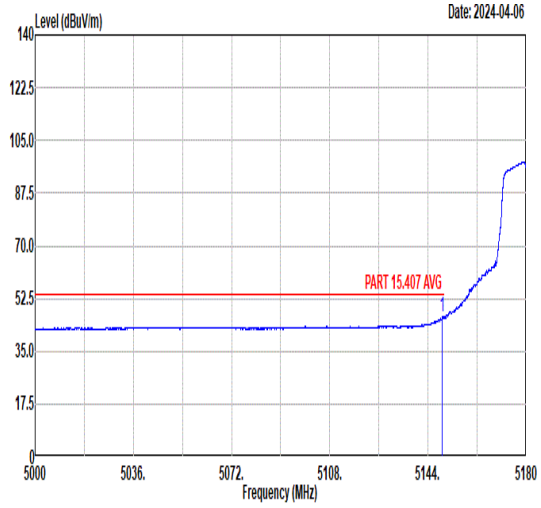 Freq Level Limit Line Margin (dB) Read Level Ant Factor Cable Loss Preamp Factor APos TPos Remark 1 5149.31 46.67 54.00 -7.33 32.49 34.87 11.09 31.78 298 283 AVERAGE	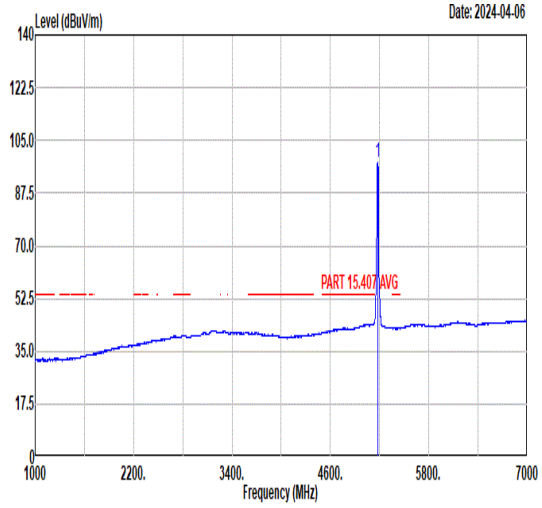 Freq Level Limit Line Margin (dB) Read Level Ant Factor Cable Loss Preamp Factor APos TPos Remark 1 5180.00 97.71 ------ ------ 83.60 34.86 11.07 31.82 298 283 AVERAGE

Mode	1	
	Harmonic	
	U-NII-1_5.15-5.25_802.11a_CH36_5180MHz	
Pol.	Horizontal	Vertical
Peak Avg	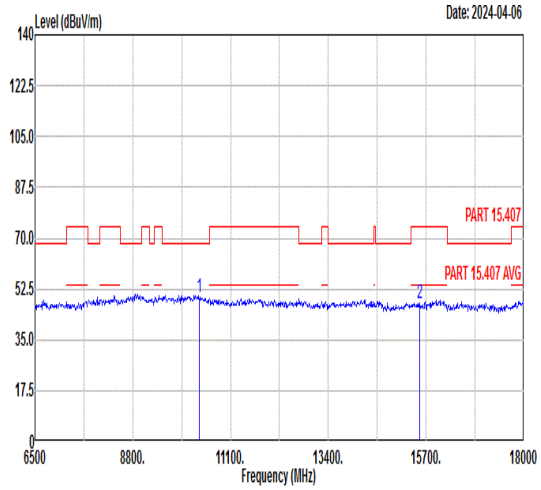 Freq Level Limit Line Margin Read Level Ant Factor Cable Loss Preamp Factor APos TPos Remark MHz dBuV/m dBuV/m dB dBuV dB/m dB dB cm deg 1 10360.00 49.47 68.30 -18.83 47.62 38.47 14.15 50.77 --- --- Peak 2 15540.00 47.44 74.00 -26.56 40.58 41.44 16.85 51.43 --- --- Peak	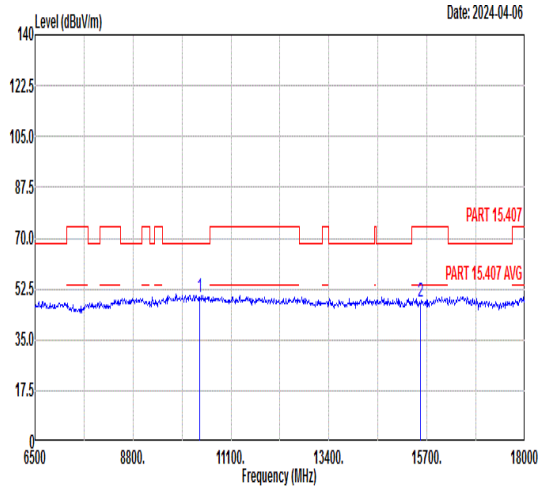 Freq Level Limit Line Margin Read Level Ant Factor Cable Loss Preamp Factor APos TPos Remark MHz dBuV/m dBuV/m dB dBuV dB/m dB dB cm deg 1 10360.00 49.59 68.30 -18.71 47.74 38.47 14.15 50.77 --- --- Peak 2 15540.00 47.99 74.00 -26.01 41.13 41.44 16.85 51.43 --- --- Peak

Mode	2	
	Harmonic	
	U-NII-1_5.15-5.25_802.11a_CH44_5220MHz	
Pol.	Horizontal	Vertical
Peak Avg	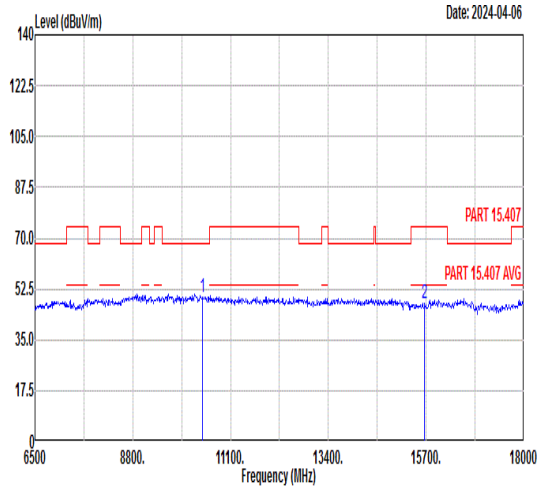 Freq Level Limit Line Margin Read Level Ant Factor Cable Loss Preamp Factor APos TPos Remark MHz dBuV/m dBuV/m dB dBuV dB/m dB dB cm deg 1 10440.00 49.43 68.30 -18.87 47.53 38.49 14.20 50.79 --- --- Peak 2 15660.00 47.71 74.00 -26.29 40.74 41.56 16.94 51.53 --- --- Peak	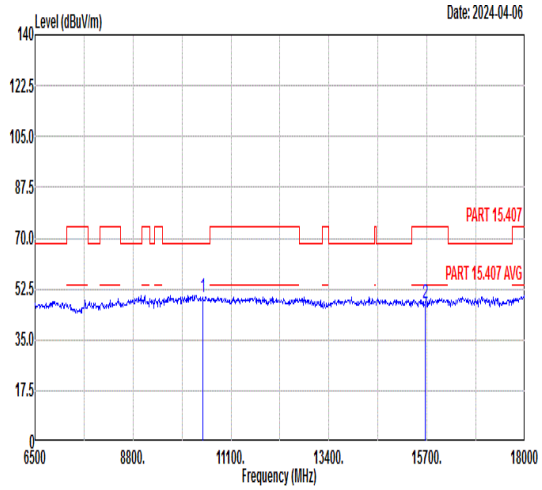 Freq Level Limit Line Margin Read Level Ant Factor Cable Loss Preamp Factor APos TPos Remark MHz dBuV/m dBuV/m dB dBuV dB/m dB dB cm deg 1 10440.00 49.57 68.30 -18.73 47.67 38.49 14.20 50.79 --- --- Peak 2 15660.00 47.48 74.00 -26.52 40.51 41.56 16.94 51.53 --- --- Peak

Mode	3	
	Harmonic	
	U-NII-1_5.15-5.25_802.11a_CH48_5240MHz	
Pol.	Horizontal	Vertical
Peak Avg	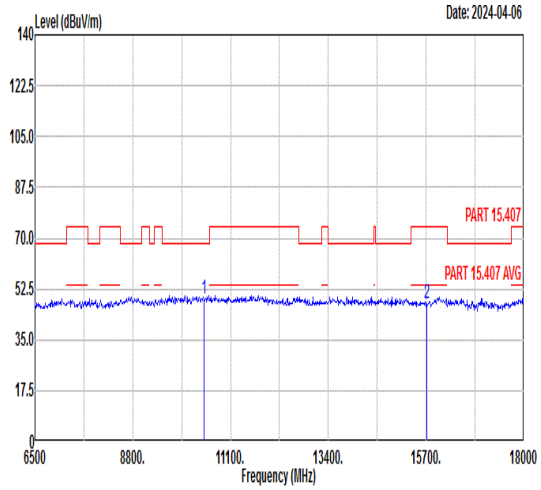 Freq Level Limit Line Margin Read Level Ant Factor Cable Loss Preamp Factor APos TPos Remark MHz dBuV/m dBuV/m dB dBuV dB/m dB dB cm deg 1 10480.00 49.05 68.30 -19.25 47.11 38.50 14.23 50.79 --- --- Peak 2 15720.00 47.64 74.00 -26.36 40.61 41.62 16.99 51.58 --- --- Peak	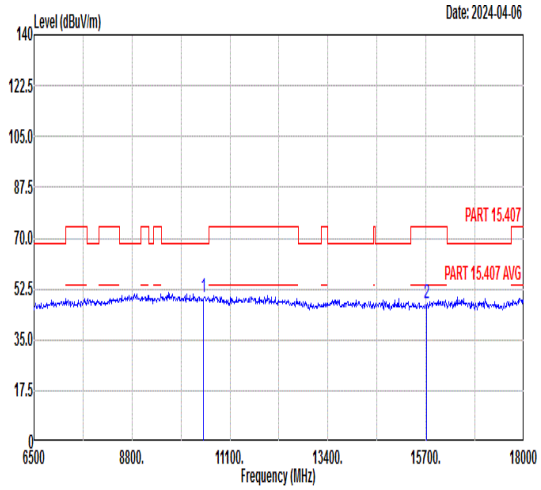 Freq Level Limit Line Margin Read Level Ant Factor Cable Loss Preamp Factor APos TPos Remark MHz dBuV/m dBuV/m dB dBuV dB/m dB dB cm deg 1 10480.00 49.89 68.30 -18.41 47.95 38.50 14.23 50.79 --- --- Peak 2 15720.00 47.46 74.00 -26.54 40.43 41.62 16.99 51.58 --- --- Peak

Mode	4	
	Harmonic	
	U-NII-2A_5.25-5.35_802.11a_CH52_5280MHz	
Pol.	Horizontal	Vertical
Peak Avg	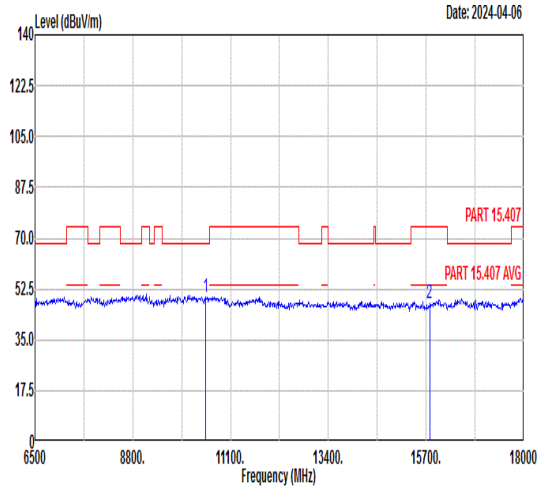 Freq Level Limit Line Margin Read Level Ant Factor Cable Loss Preamp Factor APos TPos Remark MHz dBuV/m dBuV/m dB dBuV dB/m dB dB cm deg 1 10520.00 49.57 68.30 -18.73 47.63 38.49 14.25 50.80 --- --- Peak 2 15780.00 47.37 74.00 -26.63 40.28 41.68 17.04 51.63 --- --- Peak	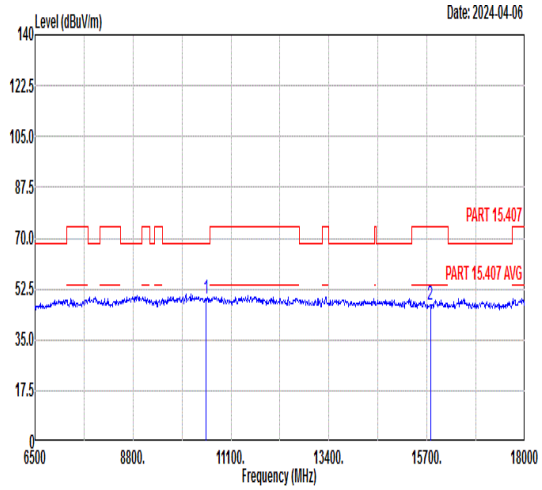 Freq Level Limit Line Margin Read Level Ant Factor Cable Loss Preamp Factor APos TPos Remark MHz dBuV/m dBuV/m dB dBuV dB/m dB dB cm deg 1 10520.00 49.00 68.30 -19.30 47.06 38.49 14.25 50.80 --- --- Peak 2 15780.00 47.16 74.00 -26.84 40.07 41.68 17.04 51.63 --- --- Peak

Mode	5	
	Harmonic	
	U-NII-2A_5.25-5.35_802.11a_CH60_5300MHz	
Pol.	Horizontal	Vertical
Peak Avg	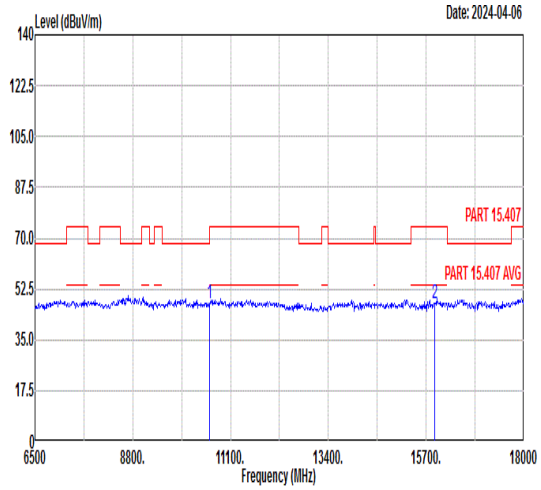 Freq Level Limit Line Margin Read Level Ant Factor Cable Loss Preamp Factor APos TPos Remark MHz dBuV/m dBuV/m dB dBuV dB/m dB dB cm deg 1 10600.00 47.77 74.00 -26.23 45.81 38.46 14.30 50.80 --- --- Peak 2 15900.00 47.59 74.00 -26.41 40.37 41.80 17.14 51.72 --- --- Peak	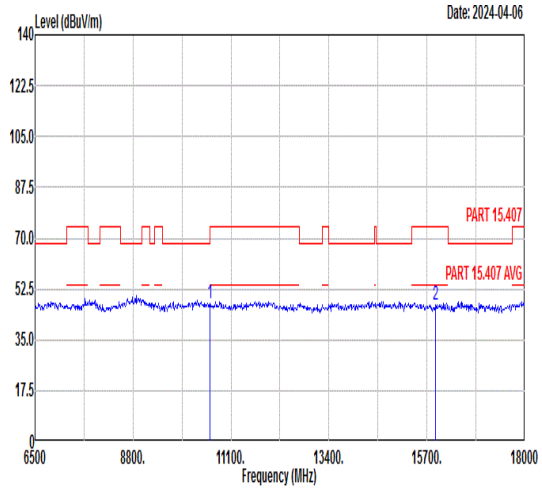 Freq Level Limit Line Margin Read Level Ant Factor Cable Loss Preamp Factor APos TPos Remark MHz dBuV/m dBuV/m dB dBuV dB/m dB dB cm deg 1 10600.00 47.71 74.00 -26.29 45.75 38.46 14.30 50.80 --- --- Peak 2 15900.00 47.27 74.00 -26.73 40.05 41.80 17.14 51.72 --- --- Peak

Mode	6	
	Band Edge	
	U-NII-2A_5.25-5.35_802.11a_CH64_5320MHz	
Pol.	Horizontal	Fundamental
Peak	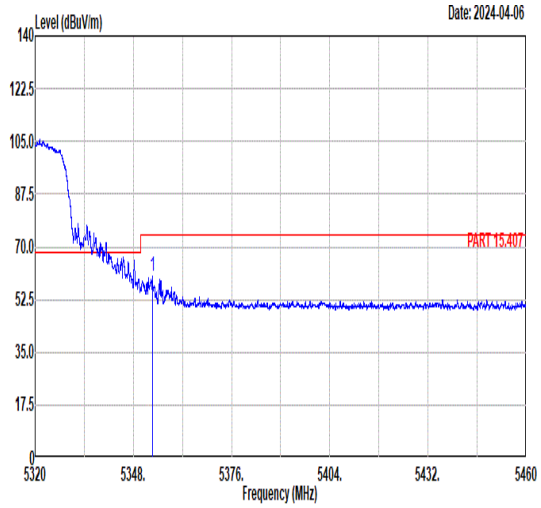 Freq Level Limit Line Margin (dB) Read Level Ant Factor Cable Loss Preamp Factor APos TPos Remark 1 5353.39 60.12 74.00 -13.88 46.38 34.83 10.94 32.03 286 43 PEAK	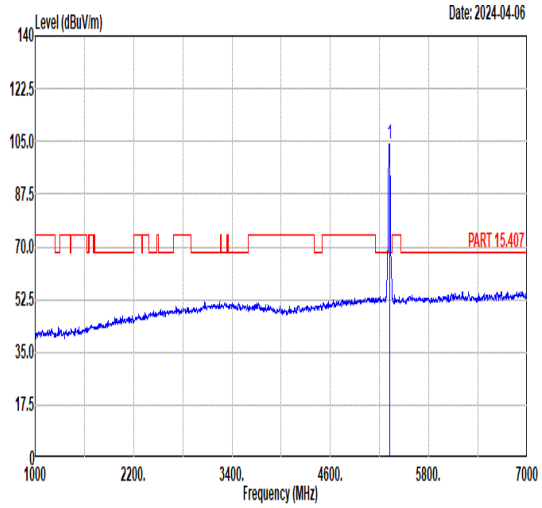 Freq Level Limit Line Margin (dB) Read Level Ant Factor Cable Loss Preamp Factor APos TPos Remark 1 5320.00 104.30 ------ ------ 90.48 34.84 10.97 31.99 286 43 PEAK
Avg	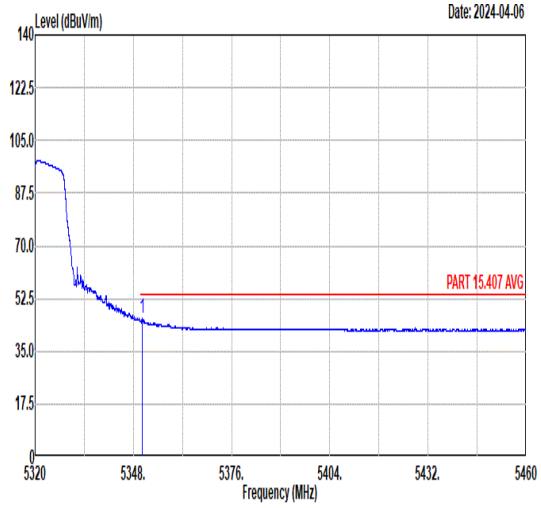 Freq Level Limit Line Margin (dB) Read Level Ant Factor Cable Loss Preamp Factor APos TPos Remark 1 5350.46 45.95 54.00 -8.05 32.21 34.83 10.94 32.03 286 43 AVERAGE	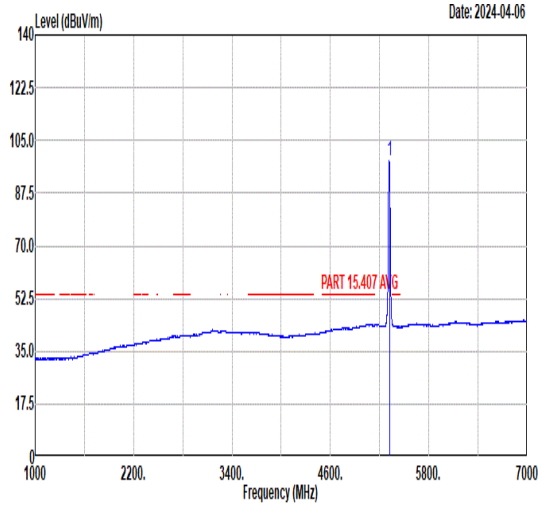 Freq Level Limit Line Margin (dB) Read Level Ant Factor Cable Loss Preamp Factor APos TPos Remark 1 5320.00 98.22 ------ ------ 84.40 34.84 10.97 31.99 286 43 AVERAGE

Mode	6	
	Band Edge	
	U-NII-2A_5.25-5.35_802.11a_CH64_5320MHz	
Pol.	Vertical	Fundamental
Peak	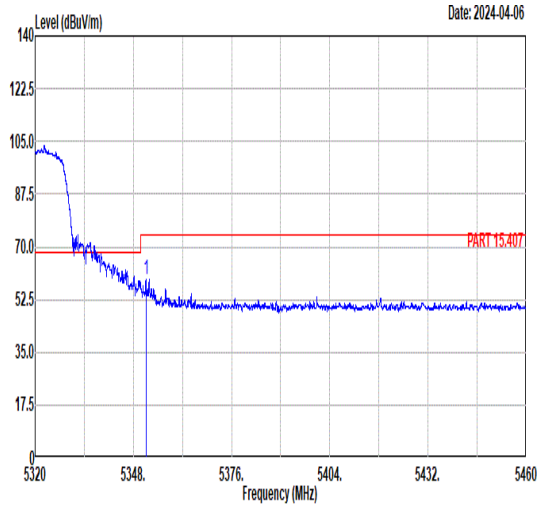 Freq Level Limit Line Margin (dB) Read Level Ant Factor Cable Loss Preamp Factor APos TPos Remark 1 5351.58 59.41 74.00 -14.59 45.67 34.83 10.94 32.03 297 308 PEAK	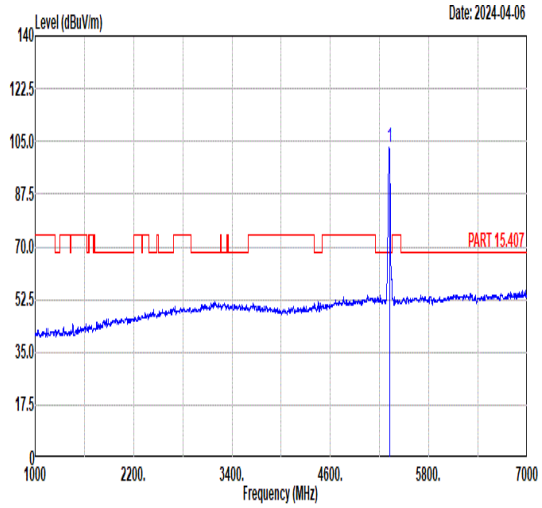 Freq Level Limit Line Margin (dB) Read Level Ant Factor Cable Loss Preamp Factor APos TPos Remark 1 5320.00 102.86 ------ ------ 89.04 34.84 10.97 31.99 297 308 PEAK
Avg	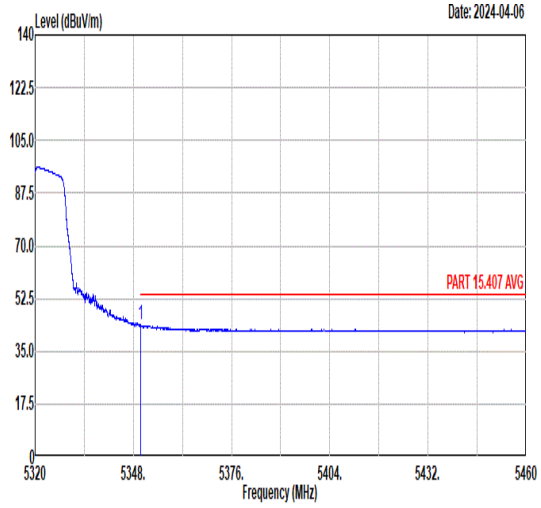 Freq Level Limit Line Margin (dB) Read Level Ant Factor Cable Loss Preamp Factor APos TPos Remark 1 5350.00 43.72 54.00 -10.28 29.98 34.83 10.94 32.03 297 308 AVERAGE	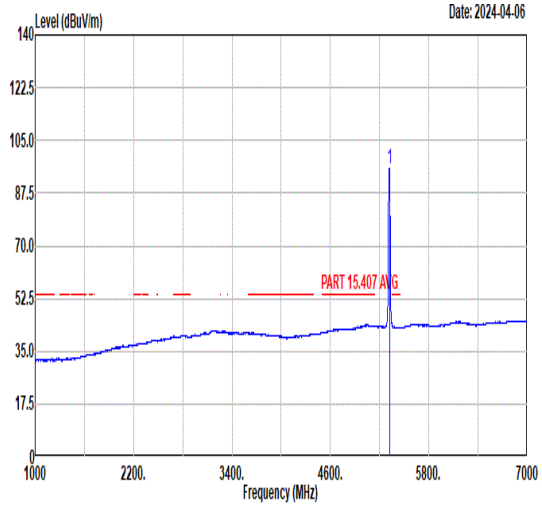 Freq Level Limit Line Margin (dB) Read Level Ant Factor Cable Loss Preamp Factor APos TPos Remark 1 5320.00 95.79 ------ ------ 81.97 34.84 10.97 31.99 297 308 AVERAGE

Mode	6	
	Harmonic	
	U-NII-2A_5.25-5.35_802.11a_CH64_5320MHz	
Pol.	Horizontal	Vertical
Peak Avg	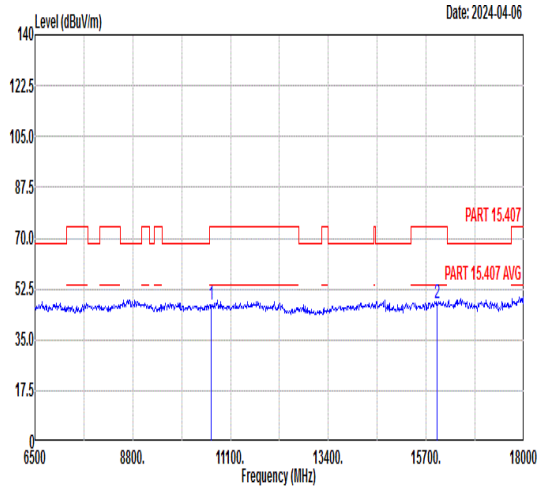 Freq Level Limit Line Margin Read Level Ant Factor Cable Loss Preamp Factor APos TPos Remark MHz dBuV/m dBuV/m dB dBuV dB/m dB dB cm deg 1 10640.00 47.15 74.00 -26.85 45.19 38.44 14.32 50.80 --- --- Peak 2 15960.00 47.60 74.00 -26.40 40.31 41.87 17.19 51.77 --- --- Peak	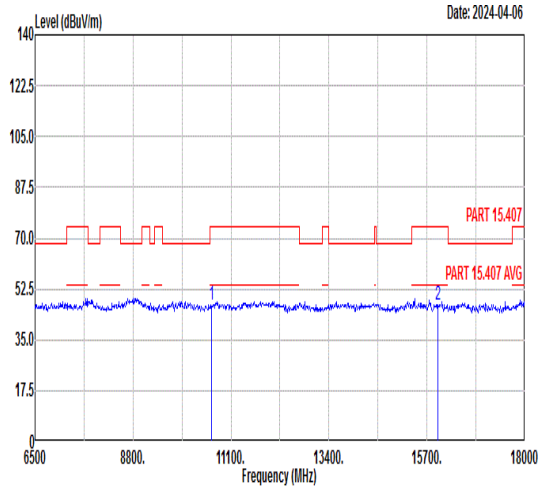 Freq Level Limit Line Margin Read Level Ant Factor Cable Loss Preamp Factor APos TPos Remark MHz dBuV/m dBuV/m dB dBuV dB/m dB dB cm deg 1 10640.00 47.26 74.00 -26.74 45.30 38.44 14.32 50.80 --- --- Peak 2 15960.00 47.21 74.00 -26.79 39.92 41.87 17.19 51.77 --- --- Peak

Mode	7	
	Band Edge	
	U-NII-2C_5.47-5.725_802.11a_CH100_5500MHz	
Pol.	Horizontal	Fundamental
Peak	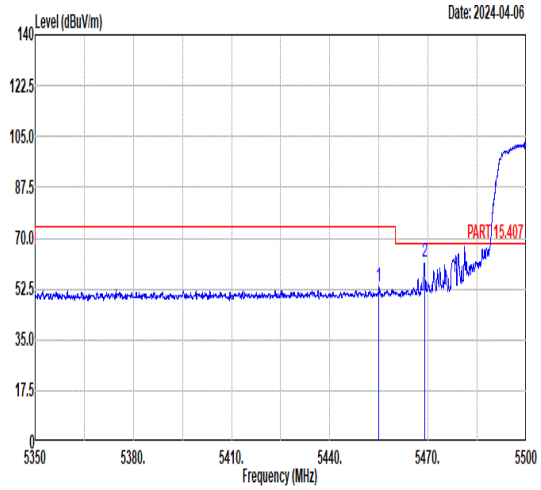 Freq Level Limit Line Margin Read Level Ant Factor Cable Loss Preamp Factor APos TPos Remark MHz dBuV/m dBuV/m dB dBuV dB/m dB dB cm deg 1 5454.93 53.46 74.00 -20.54 39.71 34.81 11.10 32.16 285 43 PEAK 2 5468.89 61.77 68.30 -6.53 47.98 34.81 11.16 32.18 285 43 PEAK	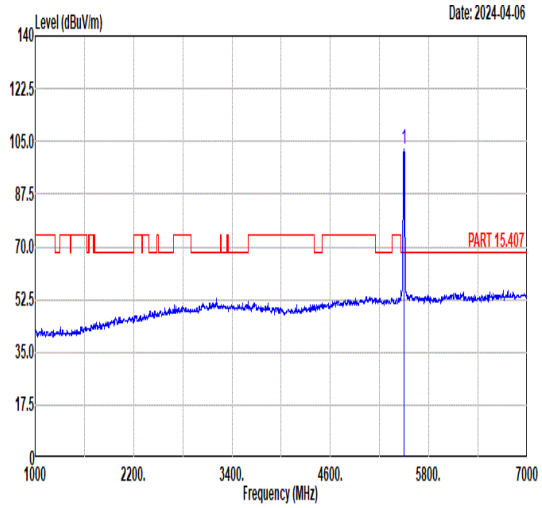 Freq Level Limit Line Margin Read Level Ant Factor Cable Loss Preamp Factor APos TPos Remark MHz dBuV/m dBuV/m dB dBuV dB/m dB dB cm deg 1 5500.00 102.57 ------ ------ 88.71 34.80 11.27 32.21 285 43 PEAK
Avg	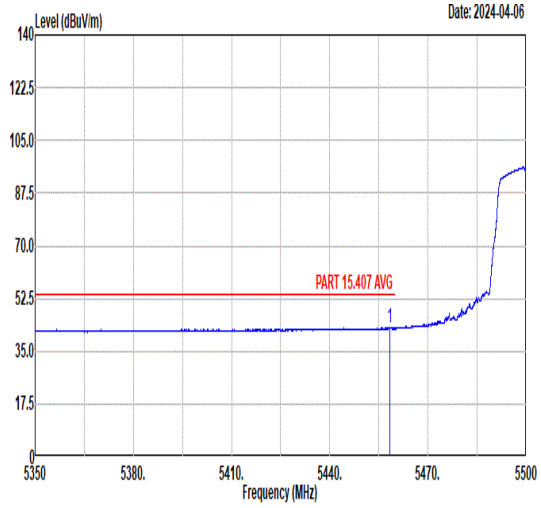 Freq Level Limit Line Margin Read Level Ant Factor Cable Loss Preamp Factor APos TPos Remark MHz dBuV/m dBuV/m dB dBuV dB/m dB dB cm deg 1 5458.36 42.90 54.00 -11.10 29.14 34.81 11.11 32.16 285 43 AVERAGE	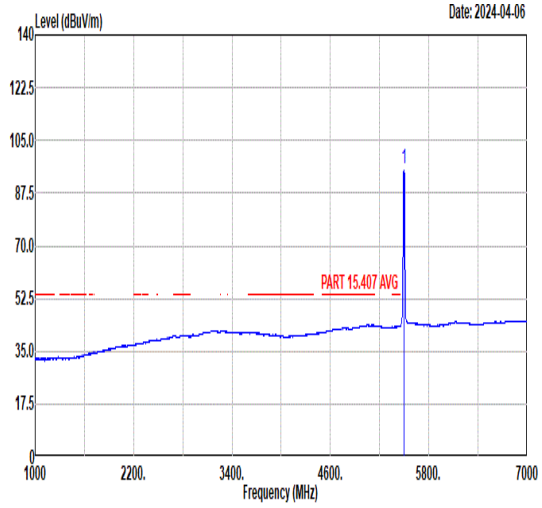 Freq Level Limit Line Margin Read Level Ant Factor Cable Loss Preamp Factor APos TPos Remark MHz dBuV/m dBuV/m dB dBuV dB/m dB dB cm deg 1 5500.00 95.36 ------ ------ 81.50 34.80 11.27 32.21 285 43 AVERAGE

Mode	7	
	Band Edge	
	U-NII-2C_5.47-5.725_802.11a_CH100_5500MHz	
Pol.	Vertical	Fundamental
Peak	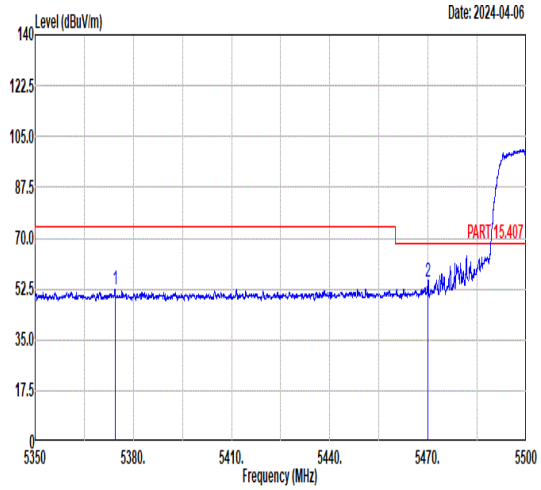 Freq Level Limit Line Margin (dB) Read Level Ant Factor Cable Loss Preamp Factor APos TPos Remark 1 5374.38 52.25 74.00 -21.75 38.55 34.83 10.93 32.06 295 321 PEAK 2 5470.00 54.99 68.30 -13.31 41.20 34.81 11.16 32.18 295 321 PEAK	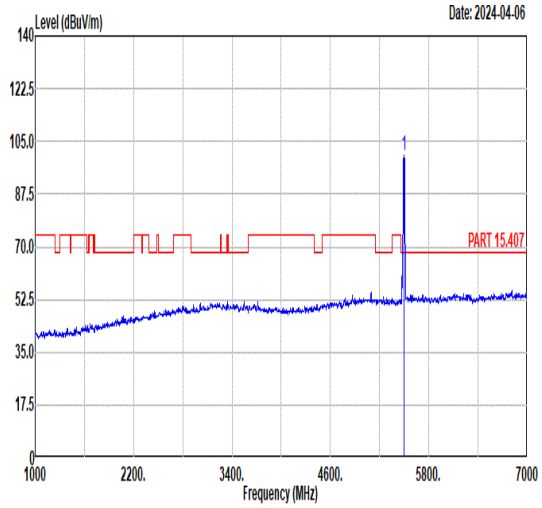 Freq Level Limit Line Margin (dB) Read Level Ant Factor Cable Loss Preamp Factor APos TPos Remark 1 5500.00 100.25 ------ ------ 86.39 34.80 11.27 32.21 295 321 PEAK
Avg	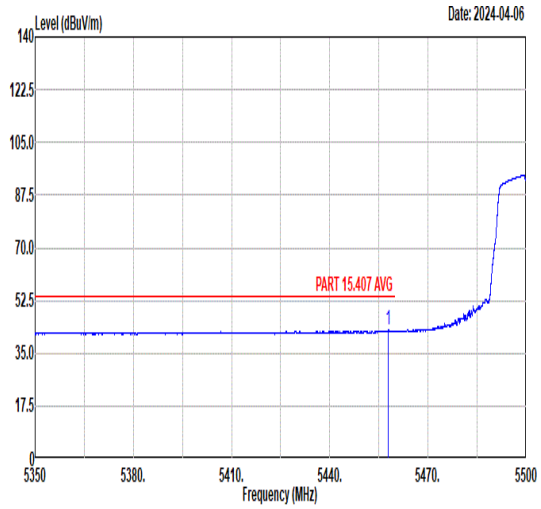 Freq Level Limit Line Margin (dB) Read Level Ant Factor Cable Loss Preamp Factor APos TPos Remark 1 5457.93 42.61 54.00 -11.39 28.85 34.81 11.11 32.16 295 321 AVERAGE	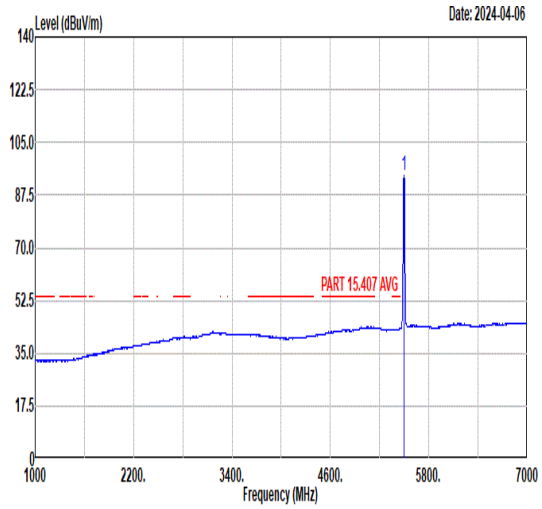 Freq Level Limit Line Margin (dB) Read Level Ant Factor Cable Loss Preamp Factor APos TPos Remark 1 5500.00 93.94 ------ ------ 80.08 34.80 11.27 32.21 295 321 AVERAGE

Mode	7	
	Harmonic	
	U-NII-2C_5.47-5.725_802.11a_CH100_5500MHz	
Pol.	Horizontal	Vertical
Peak Avg	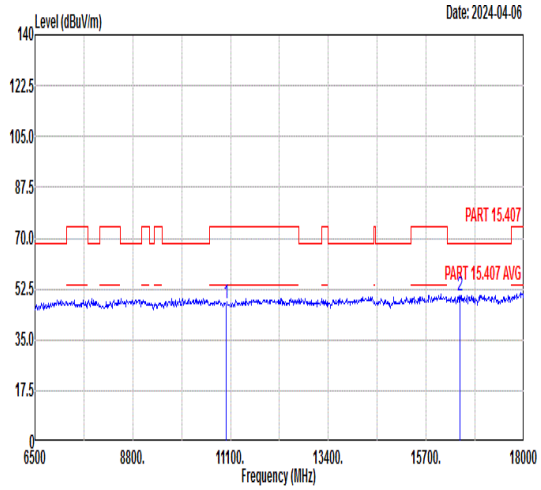 Freq Level Limit Line Margin Read Level Ant Factor Cable Loss Preamp Factor APos TPos Remark MHz dBuV/m dBuV/m dB dBuV dB/m dB dB cm deg 1 11000.00 47.54 74.00 -26.46 45.50 38.30 14.54 50.80 --- --- Peak 2 16500.00 50.17 68.30 -18.13 42.31 42.30 17.36 51.80 --- --- Peak	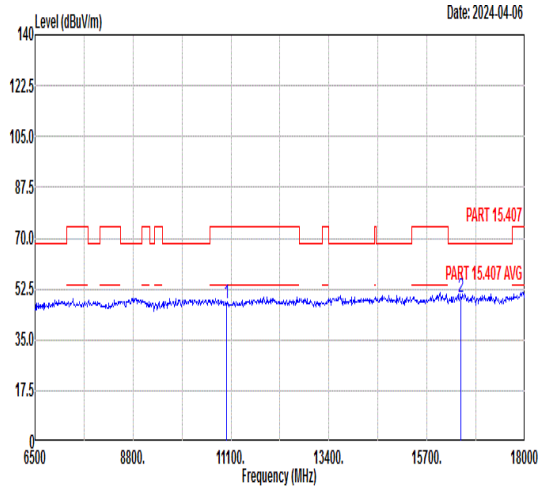 Freq Level Limit Line Margin Read Level Ant Factor Cable Loss Preamp Factor APos TPos Remark MHz dBuV/m dBuV/m dB dBuV dB/m dB dB cm deg 1 11000.00 47.80 74.00 -26.20 45.76 38.30 14.54 50.80 --- --- Peak 2 16500.00 49.88 68.30 -18.42 42.02 42.30 17.36 51.80 --- --- Peak

Mode	8	
	Harmonic	
	U-NII-2C_5.47-5.725_802.11a_CH116_5580MHz	
Pol.	Horizontal	Vertical
Peak Avg	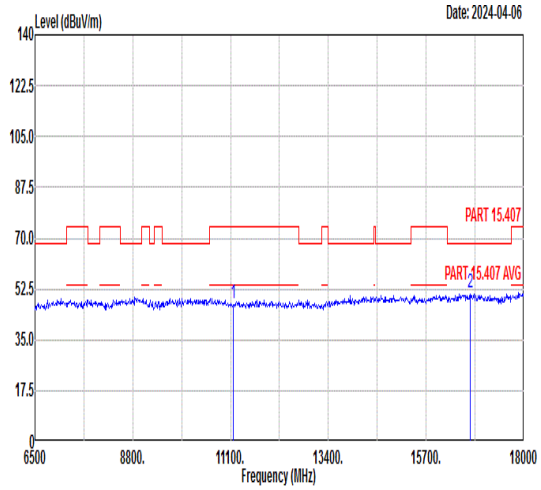 Freq Level Limit Line Margin Read Level Ant Factor Cable Loss Preamp Factor APos TPos Remark MHz dBuV/m dBuV/m dB dBuV dB/m dB dB cm deg 1 11160.00 47.34 74.00 -26.66 44.98 38.49 14.64 50.77 --- --- Peak 2 16740.00 50.99 68.30 -17.31 43.30 42.01 17.43 51.75 --- --- Peak	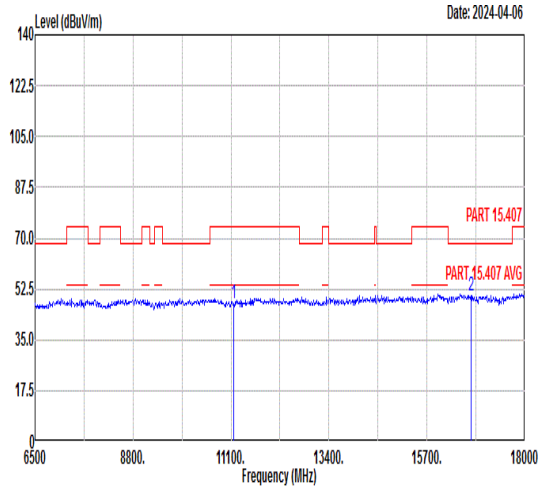 Freq Level Limit Line Margin Read Level Ant Factor Cable Loss Preamp Factor APos TPos Remark MHz dBuV/m dBuV/m dB dBuV dB/m dB dB cm deg 1 11160.00 47.80 74.00 -26.20 45.44 38.49 14.64 50.77 --- --- Peak 2 16740.00 50.11 68.30 -18.19 42.42 42.01 17.43 51.75 --- --- Peak

Mode	9	
	Band Edge	
	U-NII-2C_5.47-5.725_802.11a_CH140_5700MHz	
Pol.	Horizontal	Fundamental
Peak	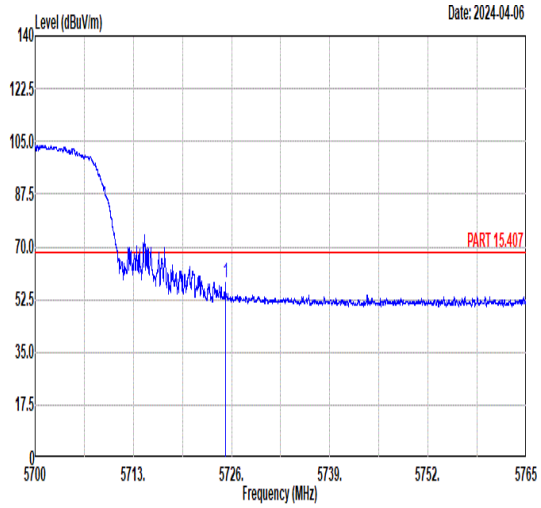 Freq Level Limit Line Margin (dB) Read Level Ant Factor Cable Loss Preamp Factor APos TPos Remark MHz dBuV/m dBuV/m dBuV dB/m dB dB cm deg 1 5725.19 58.10 68.30 -10.20 43.72 35.12 11.65 32.39 278 48 PEAK	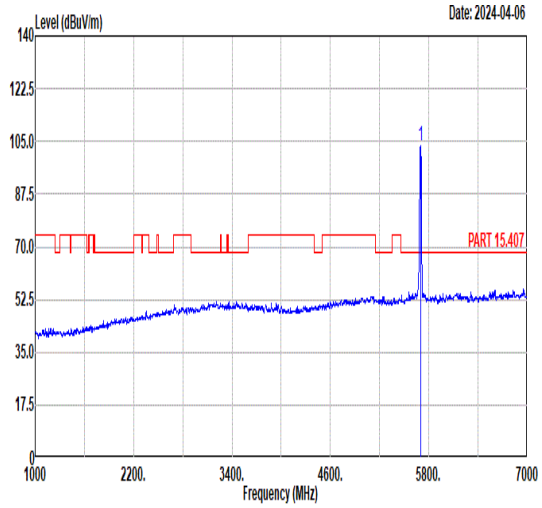 Freq Level Limit Line Margin (dB) Read Level Ant Factor Cable Loss Preamp Factor APos TPos Remark MHz dBuV/m dBuV/m dBuV dB/m dB dB cm deg 1 5700.00 103.29 ------ ------ 88.92 35.08 11.66 32.37 278 48 PEAK
Avg	Blank	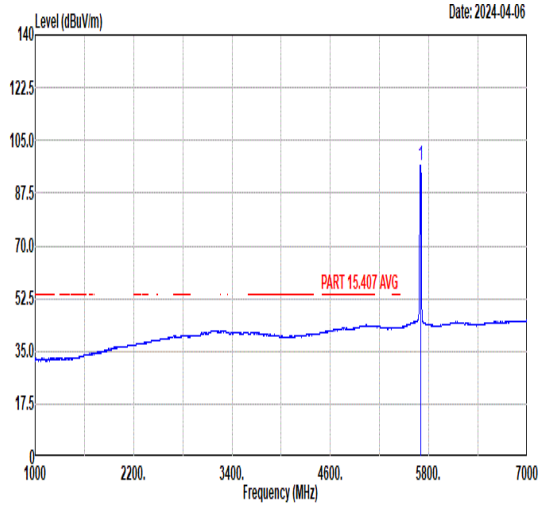 Freq Level Limit Line Margin (dB) Read Level Ant Factor Cable Loss Preamp Factor APos TPos Remark MHz dBuV/m dBuV/m dBuV dB/m dB dB cm deg 1 5700.00 96.66 ------ ------ 82.29 35.08 11.66 32.37 278 48 AVERAGE

Mode	9	
	Band Edge	
	U-NII-2C_5.47-5.725_802.11a_CH140_5700MHz	
Pol.	Vertical	Fundamental
Peak	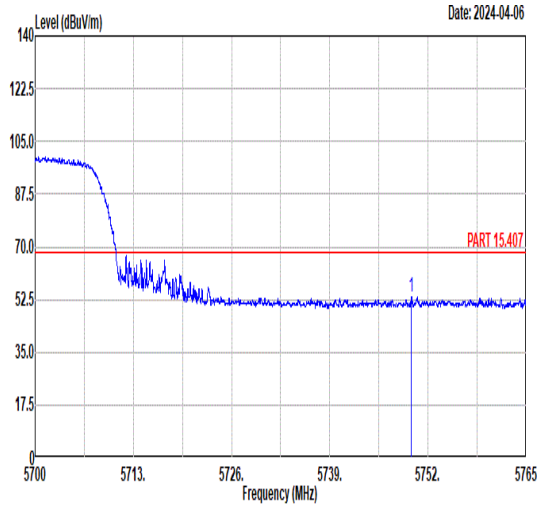 Freq Level Limit Line Margin (dB) Read Level Ant Factor Cable Loss Preamp Factor APos TPos Remark 1 5749.82 53.39 68.30 -14.91 39.01 35.15 11.64 32.41 289 326 PEAK	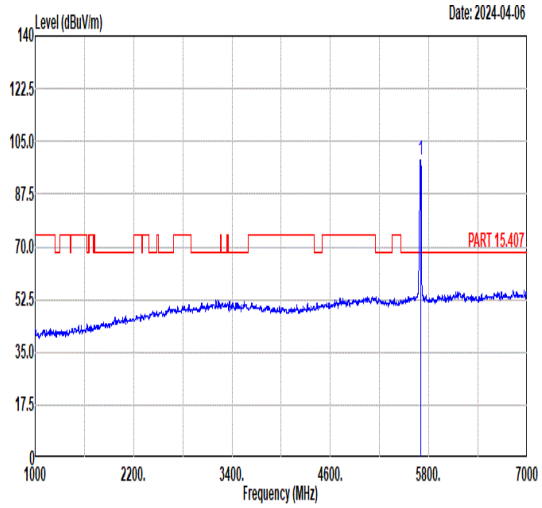 Freq Level Limit Line Margin (dB) Read Level Ant Factor Cable Loss Preamp Factor APos TPos Remark 1 5700.00 99.01 ------ ------ 84.64 35.08 11.66 32.37 289 326 PEAK
Avg	Blank	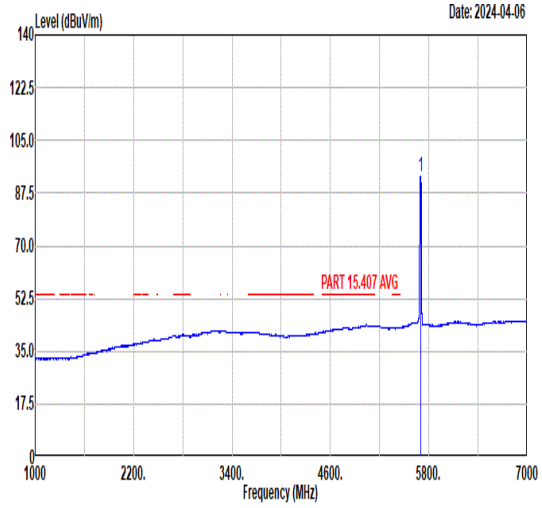 Freq Level Limit Line Margin (dB) Read Level Ant Factor Cable Loss Preamp Factor APos TPos Remark 1 5700.00 92.82 ------ ------ 78.44 35.07 11.67 32.36 289 326 AVERAGE

Mode	9	
	Harmonic	
	U-NII-2C_5.47-5.725_802.11a_CH140_5700MHz	
Pol.	Horizontal	Vertical
Peak Avg	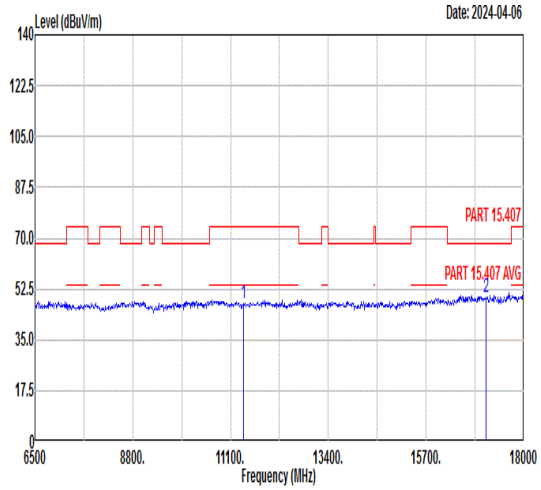 Freq Level Limit Line Margin Read Level Ant Factor Cable Loss Preamp Factor APos TPos Remark MHz dBuV/m dBuV/m dB dBuV dB/m dB dB cm deg 1 11400.00 47.29 74.00 -26.71 44.45 38.78 14.78 50.72 --- --- Peak 2 17100.00 49.56 68.30 -18.74 40.17 41.66 17.53 49.80 --- --- Peak	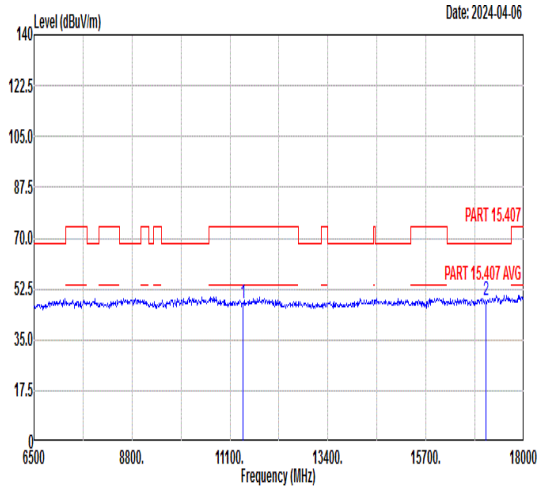 Freq Level Limit Line Margin Read Level Ant Factor Cable Loss Preamp Factor APos TPos Remark MHz dBuV/m dBuV/m dB dBuV dB/m dB dB cm deg 1 11400.00 47.52 74.00 -26.48 44.68 38.78 14.78 50.72 --- --- Peak 2 17100.00 48.35 68.30 -19.95 38.96 41.66 17.53 49.80 --- --- Peak

Mode	10	
	Band Edge	
	U-NII-1_5.15-5.25_802.11n HT20_CH36_5180MHz	
Pol.	Horizontal	Fundamental
Peak	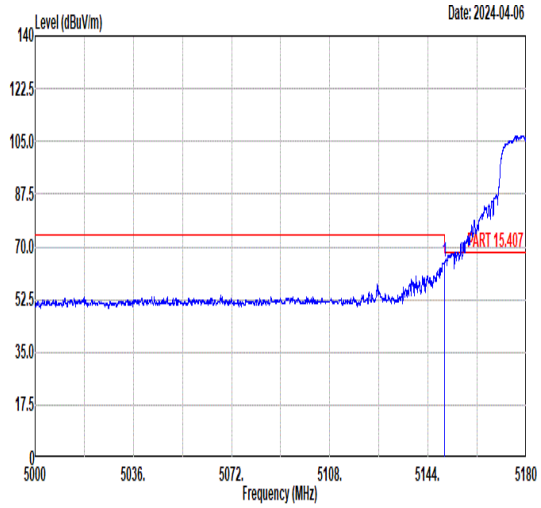 Freq Level Limit Line Margin Read Level Ant Factor Cable Loss Preamp Factor APos TPos Remark MHz dBuV/m dBuV/m dB dBuV dB/m dB dB cm deg 1 5149.99 64.89 74.00 -9.11 50.72 34.87 11.08 31.78 298 51 PEAK	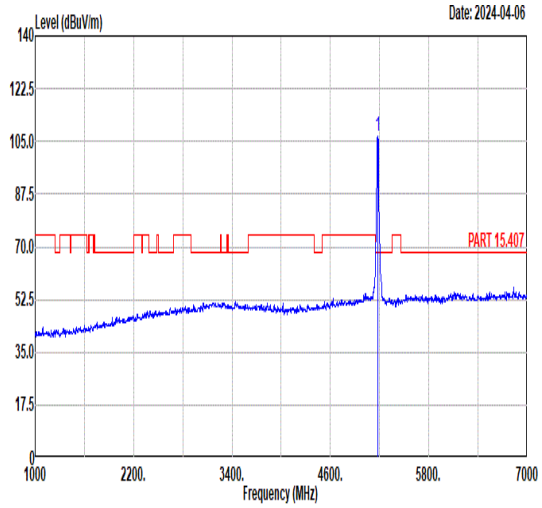 Freq Level Limit Line Margin Read Level Ant Factor Cable Loss Preamp Factor APos TPos Remark MHz dBuV/m dBuV/m dB dBuV dB/m dB dB cm deg 1 5180.00 106.77 ------ ------ 92.66 34.86 11.07 31.82 298 51 PEAK
Avg	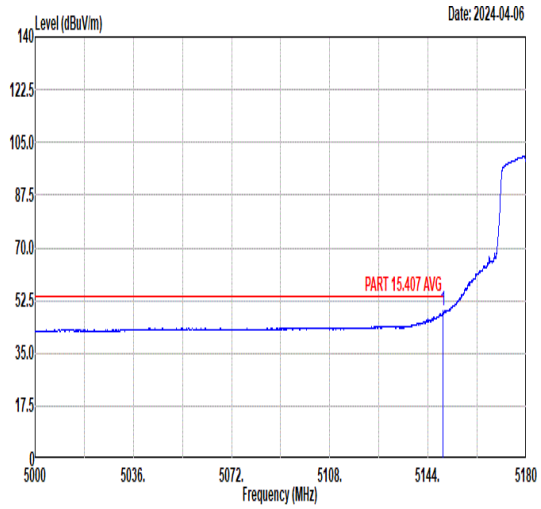 Freq Level Limit Line Margin Read Level Ant Factor Cable Loss Preamp Factor APos TPos Remark MHz dBuV/m dBuV/m dB dBuV dB/m dB dB cm deg 1 5149.51 48.90 54.00 -5.10 34.72 34.87 11.09 31.78 298 51 AVERAGE	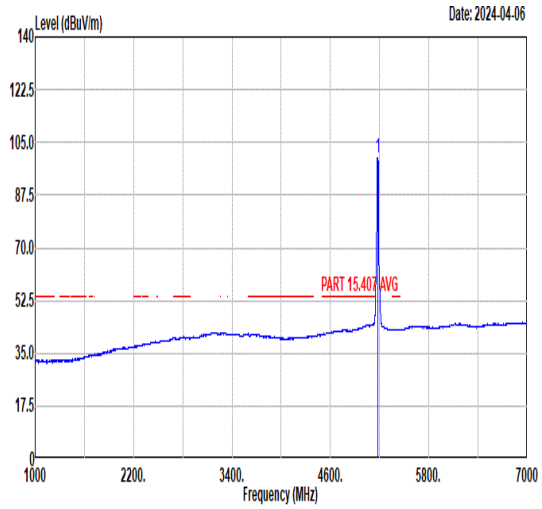 Freq Level Limit Line Margin Read Level Ant Factor Cable Loss Preamp Factor APos TPos Remark MHz dBuV/m dBuV/m dB dBuV dB/m dB dB cm deg 1 5180.00 99.95 ------ ------ 85.84 34.86 11.07 31.82 298 51 AVERAGE

Mode	10	
	Band Edge	
	U-NII-1_5.15-5.25_802.11n HT20_CH36_5180MHz	
Pol.	Vertical	Fundamental
Peak	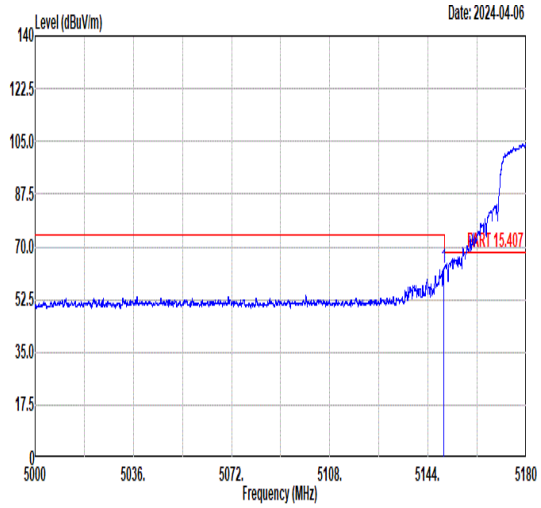 Freq Level Limit Line Margin (dB) Read Level Ant Factor Cable Loss Preamp Factor APos TPos Remark 1 5149.85 62.73 74.00 -11.27 48.55 34.87 11.09 31.78 298 283 PEAK	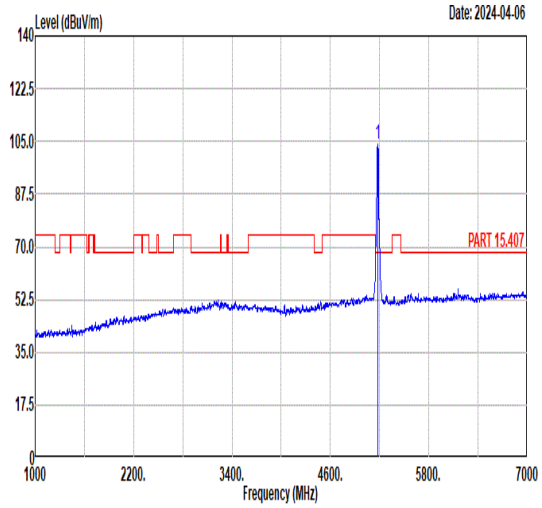 Freq Level Limit Line Margin (dB) Read Level Ant Factor Cable Loss Preamp Factor APos TPos Remark 1 5180.00 103.90 ------ ------ 89.79 34.86 11.07 31.82 298 283 PEAK
Avg	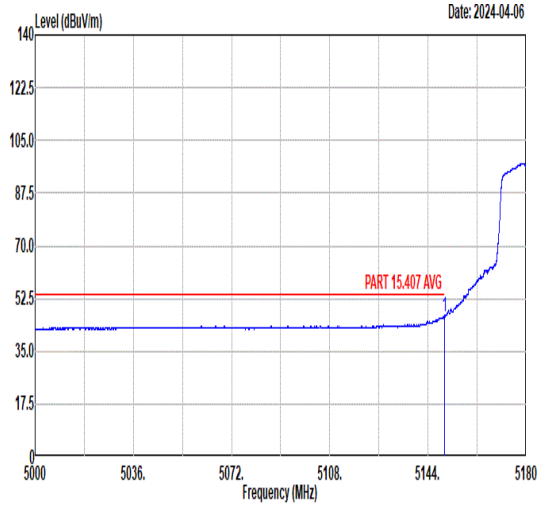 Freq Level Limit Line Margin (dB) Read Level Ant Factor Cable Loss Preamp Factor APos TPos Remark 1 5149.99 46.45 54.00 -7.55 32.28 34.87 11.08 31.78 298 283 AVERAGE	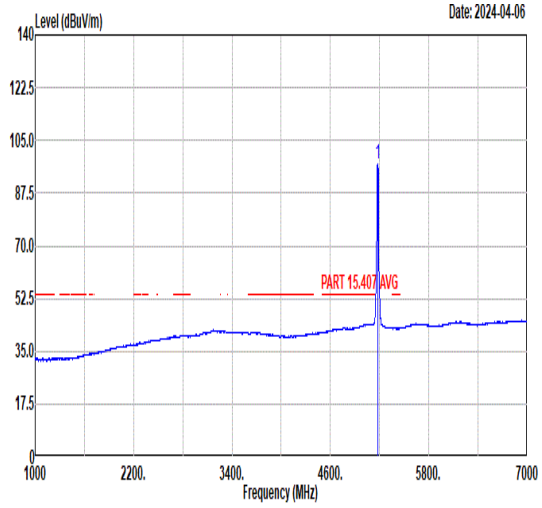 Freq Level Limit Line Margin (dB) Read Level Ant Factor Cable Loss Preamp Factor APos TPos Remark 1 5180.00 97.25 ------ ------ 83.14 34.86 11.07 31.82 298 283 AVERAGE

Mode	10	
	Harmonic	
	U-NII-1_5.15-5.25_802.11n HT20_CH36_5180MHz	
Pol.	Horizontal	Vertical
Peak Avg	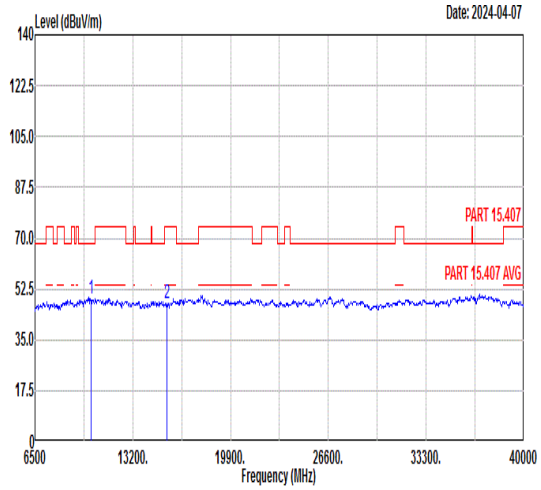 Freq Level Limit Line Margin Read Level Ant Factor Cable Loss Preamp Factor APos TPos Remark MHz dBuV/m dBuV/m dB dBuV dB/m dB dB cm deg 1 10360.00 49.38 68.30 -18.92 47.53 38.47 14.15 50.77 --- --- Peak 2 15540.00 47.33 74.00 -26.67 40.47 41.44 16.85 51.43 --- --- Peak	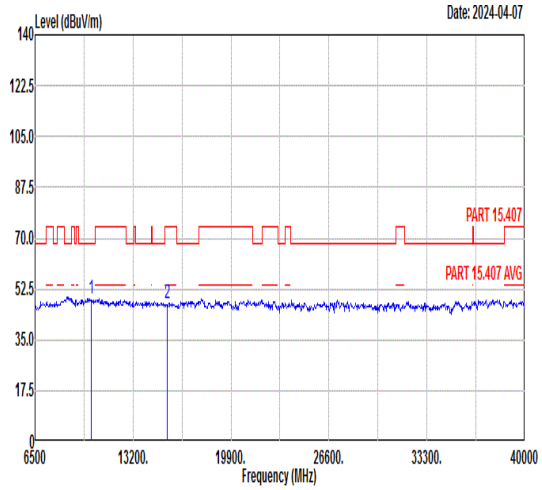 Freq Level Limit Line Margin Read Level Ant Factor Cable Loss Preamp Factor APos TPos Remark MHz dBuV/m dBuV/m dB dBuV dB/m dB dB cm deg 1 10360.00 49.11 68.30 -19.19 47.26 38.47 14.15 50.77 --- --- Peak 2 15540.00 47.29 74.00 -26.71 40.43 41.44 16.85 51.43 --- --- Peak

Mode	11	
	Harmonic	
	U-NII-1_5.15-5.25_802.11n HT20_CH44_5220MHz	
Pol.	Horizontal	Vertical
Peak Avg	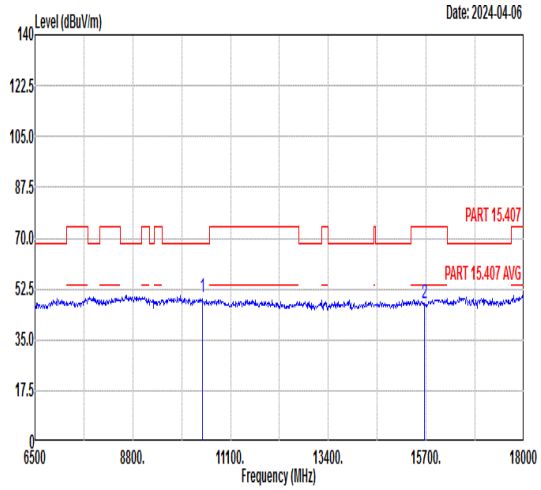 Freq Level Limit Line Margin Read Level Ant Factor Cable Loss Preamp Factor APos TPos Remark MHz dBuV/m dBuV/m dB dBuV dB/m dB dB cm deg 1 10440.00 49.86 68.30 -18.44 47.96 38.49 14.20 50.79 --- --- Peak 2 15660.00 47.53 74.00 -26.47 40.56 41.56 16.94 51.53 --- --- Peak	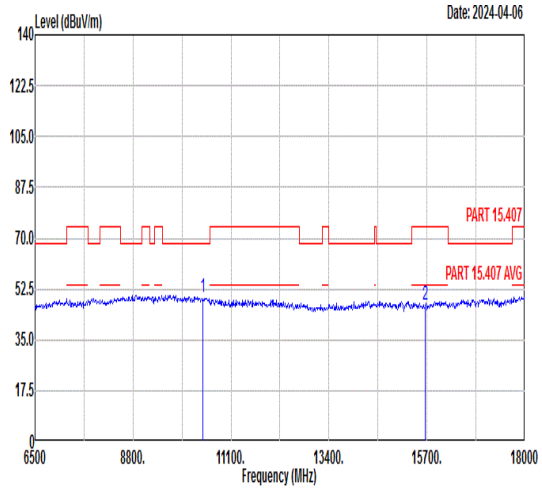 Freq Level Limit Line Margin Read Level Ant Factor Cable Loss Preamp Factor APos TPos Remark MHz dBuV/m dBuV/m dB dBuV dB/m dB dB cm deg 1 10440.00 49.84 68.30 -18.46 47.94 38.49 14.20 50.79 --- --- Peak 2 15660.00 47.16 74.00 -26.84 40.19 41.56 16.94 51.53 --- --- Peak

Mode	12	
	Harmonic	
	U-NII-1_5.15-5.25_802.11n HT20_CH48_5240MHz	
Pol.	Horizontal	Vertical
Peak Avg	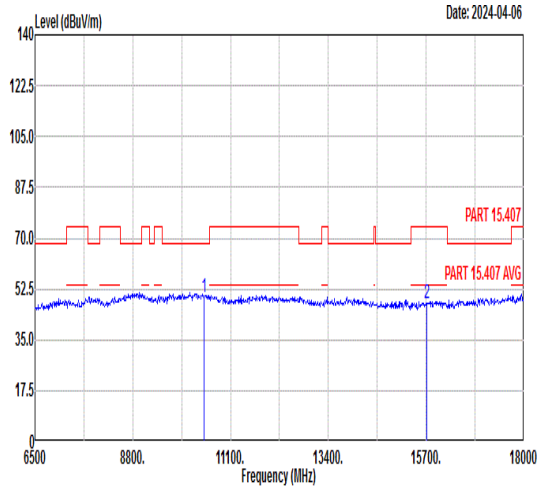 Freq Level Limit Line Margin Read Level Ant Factor Cable Loss Preamp Factor APos TPos Remark MHz dBuV/m dBuV/m dB dBuV dB/m dB dB cm deg 1 10480.00 49.82 68.30 -18.48 47.88 38.50 14.23 50.79 --- --- Peak 2 15720.00 47.54 74.00 -26.46 40.51 41.62 16.99 51.58 --- --- Peak	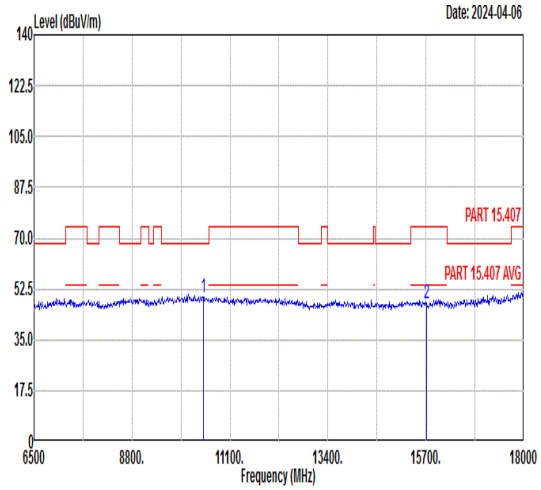 Freq Level Limit Line Margin Read Level Ant Factor Cable Loss Preamp Factor APos TPos Remark MHz dBuV/m dBuV/m dB dBuV dB/m dB dB cm deg 1 10480.00 49.51 68.30 -18.79 47.57 38.50 14.23 50.79 --- --- Peak 2 15720.00 47.40 74.00 -26.60 40.37 41.62 16.99 51.58 --- --- Peak

Mode	13	
	Harmonic	
	U-NII-2A_5.25-5.35_802.11n HT20_CH52_5280MHz	
Pol.	Horizontal	Vertical
Peak Avg	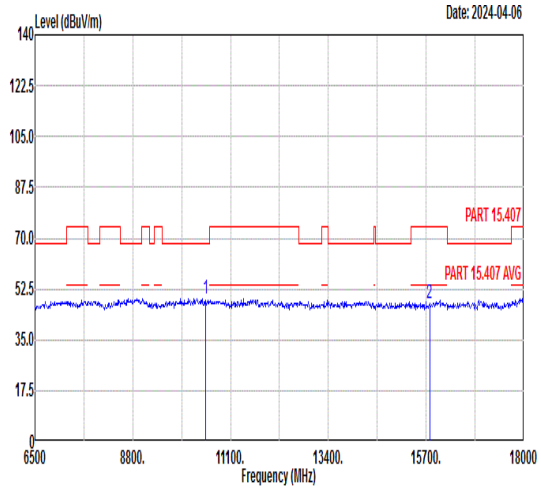 Freq Level Limit Line Margin Read Level Ant Factor Cable Loss Preamp Factor APos TPos Remark MHz dBuV/m dBuV/m dB dBuV dB/m dB dB cm deg 1 10520.00 49.16 68.30 -19.14 47.22 38.49 14.25 50.80 --- --- Peak 2 15780.00 47.41 74.00 -26.59 40.32 41.68 17.04 51.63 --- --- Peak	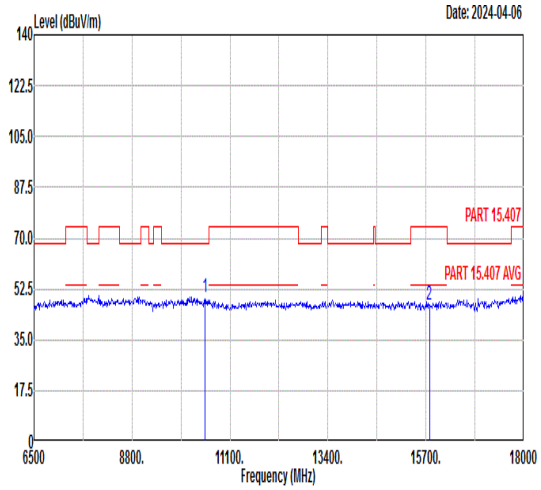 Freq Level Limit Line Margin Read Level Ant Factor Cable Loss Preamp Factor APos TPos Remark MHz dBuV/m dBuV/m dB dBuV dB/m dB dB cm deg 1 10520.00 49.51 68.30 -18.79 47.57 38.49 14.25 50.80 --- --- Peak 2 15780.00 47.06 74.00 -26.94 39.97 41.68 17.04 51.63 --- --- Peak

Mode	14	
	Harmonic	
	U-NII-2A_5.25-5.35_802.11n HT20_CH60_5300MHz	
Pol.	Horizontal	Vertical
Peak Avg	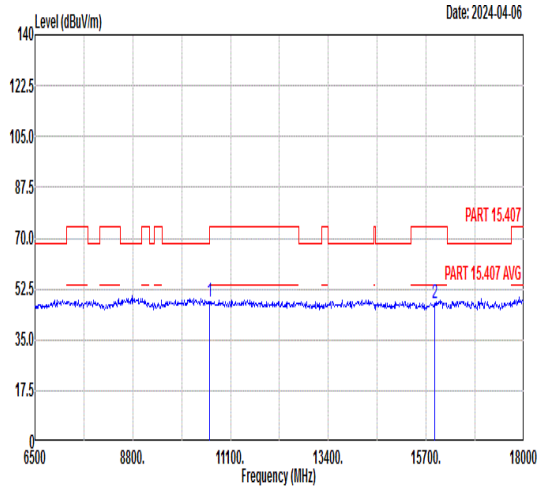 Freq Level Limit Line Margin Read Level Ant Factor Cable Loss Preamp Factor APos TPos Remark MHz dBuV/m dBuV/m dB dBuV dB/m dB dB cm deg 1 10600.00 47.94 74.00 -26.06 45.98 38.46 14.30 50.80 --- --- Peak 2 15900.00 47.81 74.00 -26.19 40.59 41.80 17.14 51.72 --- --- Peak	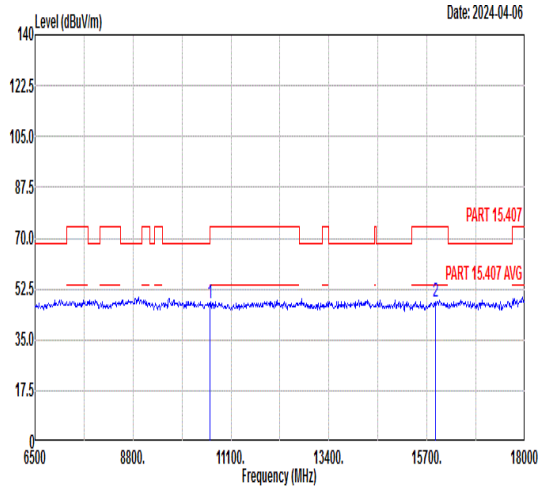 Freq Level Limit Line Margin Read Level Ant Factor Cable Loss Preamp Factor APos TPos Remark MHz dBuV/m dBuV/m dB dBuV dB/m dB dB cm deg 1 10600.00 47.61 74.00 -26.39 45.65 38.46 14.30 50.80 --- --- Peak 2 15900.00 47.99 74.00 -26.01 40.77 41.80 17.14 51.72 --- --- Peak

Mode	15	
	Band Edge	
	U-NII-2A_5.25-5.35_802.11n HT20_CH64_5320MHz	
Pol.	Horizontal	Fundamental
Peak	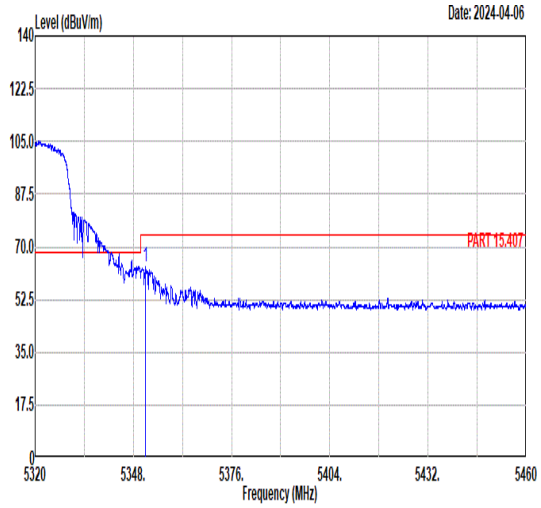 Freq Level Limit Line Margin (dB) Read Level Ant Factor Cable Loss Preamp Factor APos TPos Remark 1 5351.43 63.34 74.00 -10.66 49.60 34.83 10.94 32.03 286 47 PEAK	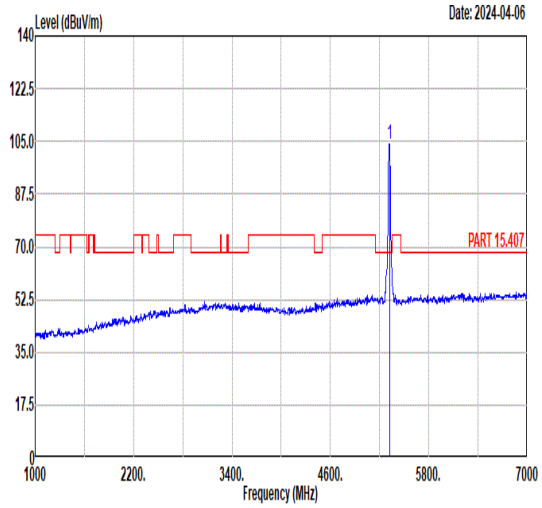 Freq Level Limit Line Margin (dB) Read Level Ant Factor Cable Loss Preamp Factor APos TPos Remark 1 5320.00 104.20 ------ ------ 90.38 34.84 10.97 31.99 286 47 PEAK
Avg	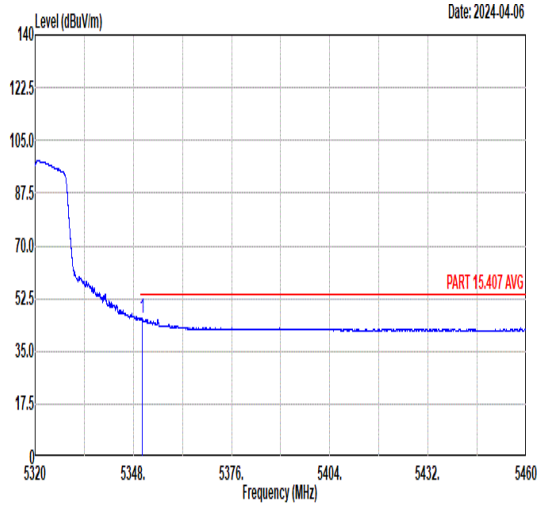 Freq Level Limit Line Margin (dB) Read Level Ant Factor Cable Loss Preamp Factor APos TPos Remark 1 5350.58 45.94 54.00 -8.06 32.20 34.83 10.94 32.03 286 47 AVERAGE	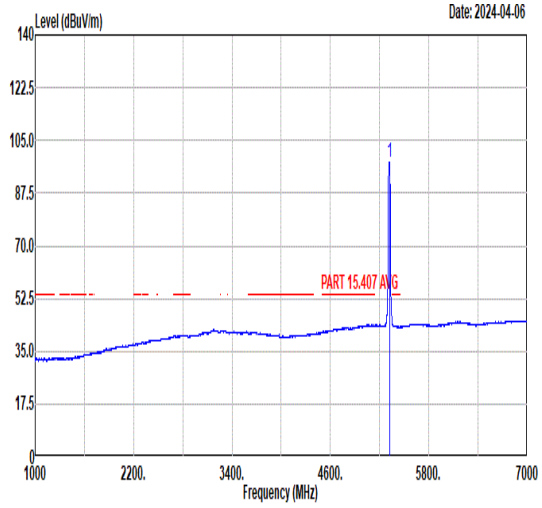 Freq Level Limit Line Margin (dB) Read Level Ant Factor Cable Loss Preamp Factor APos TPos Remark 1 5320.00 97.96 ------ ------ 84.14 34.84 10.97 31.99 286 47 AVERAGE

Mode	15	
	Band Edge	
	U-NII-2A_5.25-5.35_802.11n HT20_CH64_5320MHz	
Pol.	Vertical	Fundamental
Peak	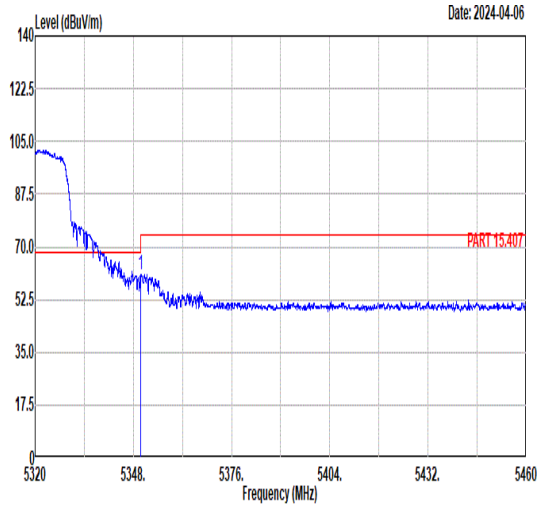 Freq Level Limit Line Margin (dB) Read Level Ant Factor Cable Loss Preamp Factor APos TPos Remark 1 5350.04 60.88 74.00 -13.12 47.14 34.83 10.94 32.03 297 307 PEAK	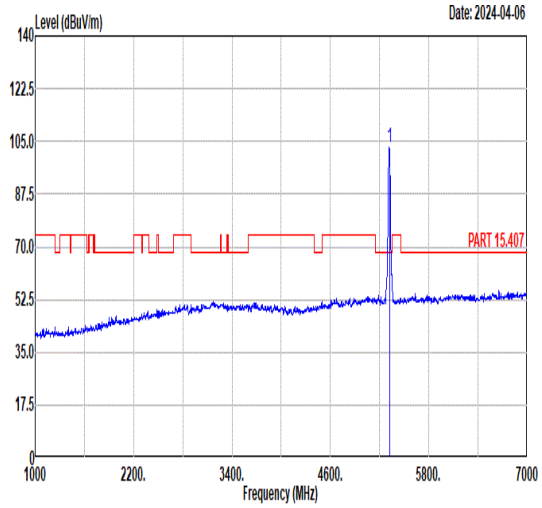 Freq Level Limit Line Margin (dB) Read Level Ant Factor Cable Loss Preamp Factor APos TPos Remark 1 5320.00 102.78 ------ ------ 88.96 34.84 10.97 31.99 297 307 PEAK
Avg	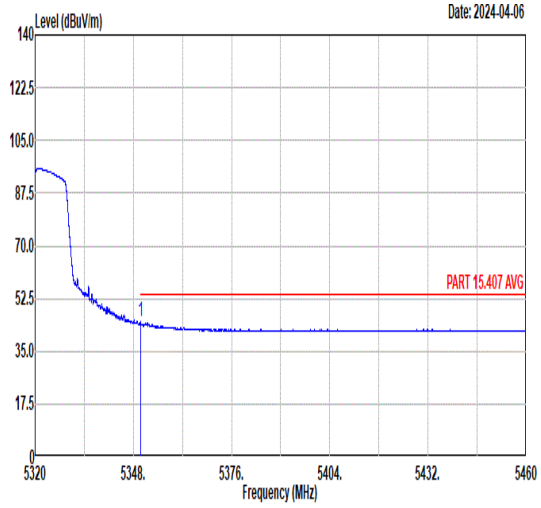 Freq Level Limit Line Margin (dB) Read Level Ant Factor Cable Loss Preamp Factor APos TPos Remark 1 5350.04 44.70 54.00 -9.30 30.96 34.83 10.94 32.03 297 307 AVERAGE	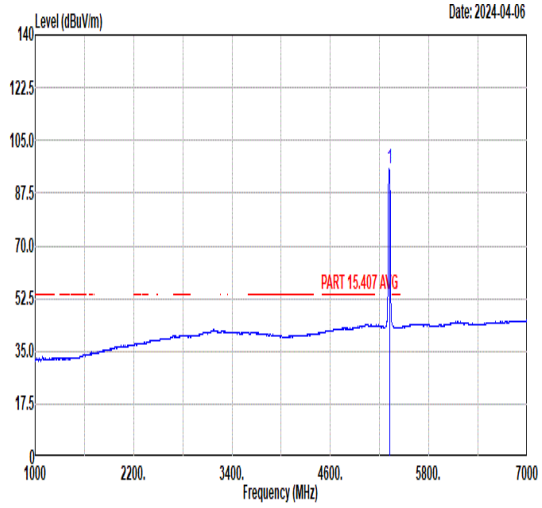 Freq Level Limit Line Margin (dB) Read Level Ant Factor Cable Loss Preamp Factor APos TPos Remark 1 5320.00 95.55 ------ ------ 81.73 34.84 10.97 31.99 297 307 AVERAGE

Mode	15	
	Harmonic	
	U-NII-2A_5.25-5.35_802.11n HT20_CH64_5320MHz	
Pol.	Horizontal	Vertical
Peak Avg	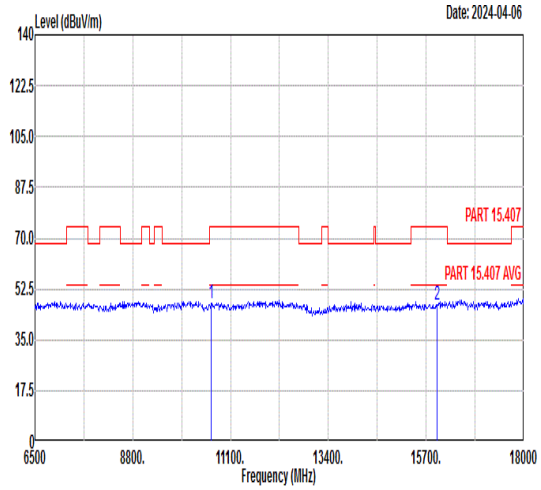 Freq Level Limit Line Margin Read Level Ant Factor Cable Loss Preamp Factor APos TPos Remark MHz dBuV/m dBuV/m dB dBuV dB/m dB dB cm deg 1 10640.00 47.31 74.00 -26.69 45.35 38.44 14.32 50.80 --- --- Peak 2 15960.00 47.12 74.00 -26.88 39.83 41.87 17.19 51.77 --- --- Peak	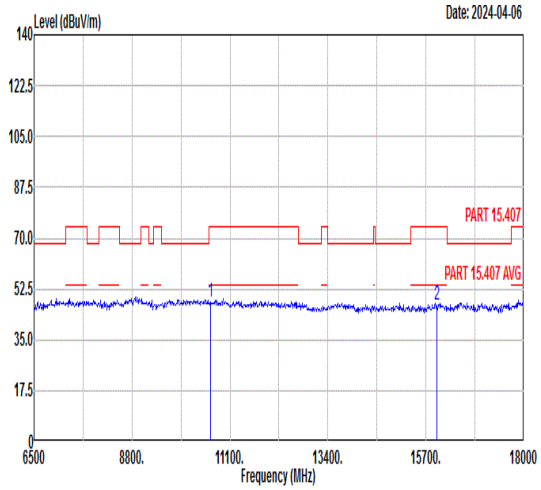 Freq Level Limit Line Margin Read Level Ant Factor Cable Loss Preamp Factor APos TPos Remark MHz dBuV/m dBuV/m dB dBuV dB/m dB dB cm deg 1 10640.00 47.97 74.00 -26.03 46.01 38.44 14.32 50.80 --- --- Peak 2 15960.00 47.17 74.00 -26.83 39.88 41.87 17.19 51.77 --- --- Peak

Mode	16	
	Band Edge	
	U-NII-2C_5.47-5.725_802.11n HT20_CH100_5500MHz	
Pol.	Horizontal	Fundamental
Peak	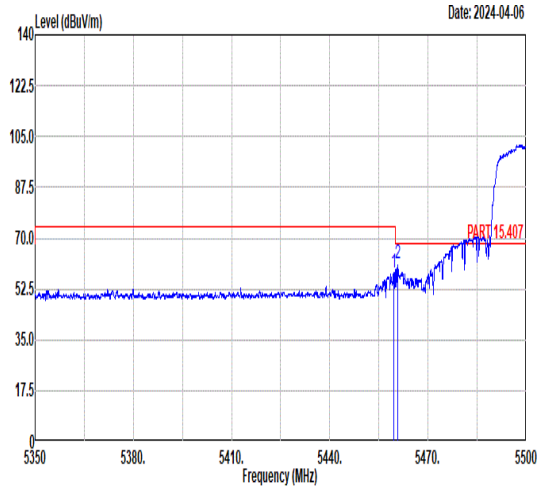 Freq Level Limit Line Margin Read Level Ant Factor Cable Loss Preamp Factor APos TPos Remark MHz dBuV/m dBuV/m dB dBuV dB/m dB dB cm deg 1 5459.59 58.02 74.00 -15.98 44.25 34.81 11.12 32.16 295 48 PEAK 2 5460.79 61.36 68.30 -6.94 47.60 34.81 11.12 32.17 295 48 PEAK	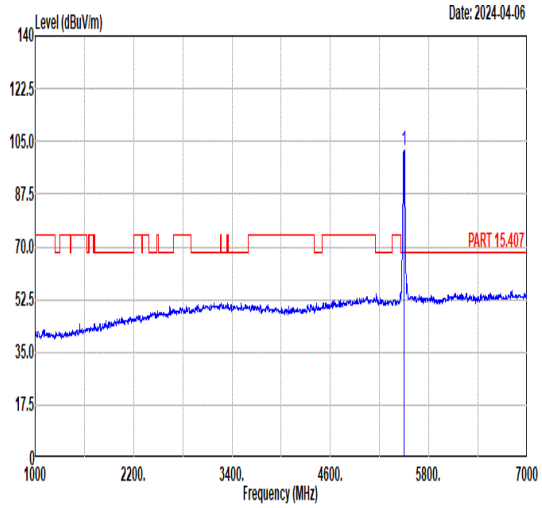 Freq Level Limit Line Margin Read Level Ant Factor Cable Loss Preamp Factor APos TPos Remark MHz dBuV/m dBuV/m dB dBuV dB/m dB dB cm deg 1 5500.00 102.20 ------ ------ 88.34 34.80 11.27 32.21 295 48 PEAK
Avg	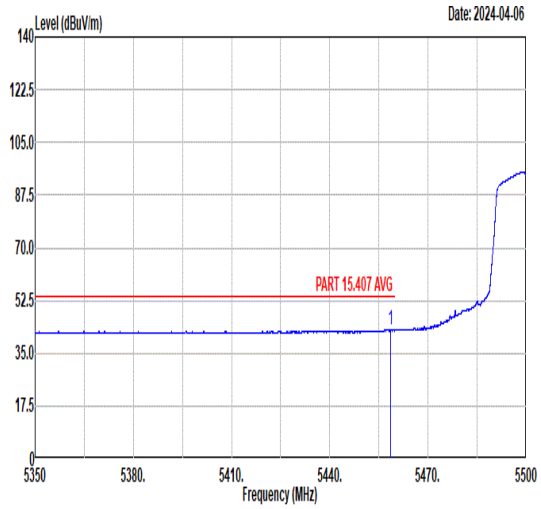 Freq Level Limit Line Margin Read Level Ant Factor Cable Loss Preamp Factor APos TPos Remark MHz dBuV/m dBuV/m dB dBuV dB/m dB dB cm deg 1 5458.68 42.83 54.00 -11.17 29.07 34.81 11.11 32.16 295 48 AVERAGE	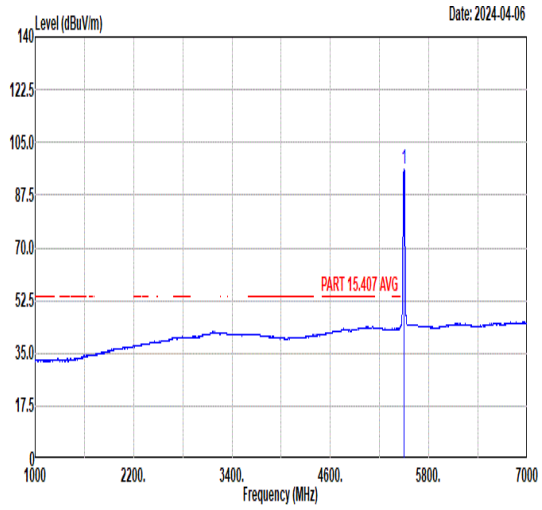 Freq Level Limit Line Margin Read Level Ant Factor Cable Loss Preamp Factor APos TPos Remark MHz dBuV/m dBuV/m dB dBuV dB/m dB dB cm deg 1 5500.00 96.38 ------ ------ 82.52 34.80 11.27 32.21 295 48 AVERAGE

Mode	16	
	Band Edge	
	U-NII-2C_5.47-5.725_802.11n HT20_CH100_5500MHz	
Pol.	Vertical	Fundamental
Peak	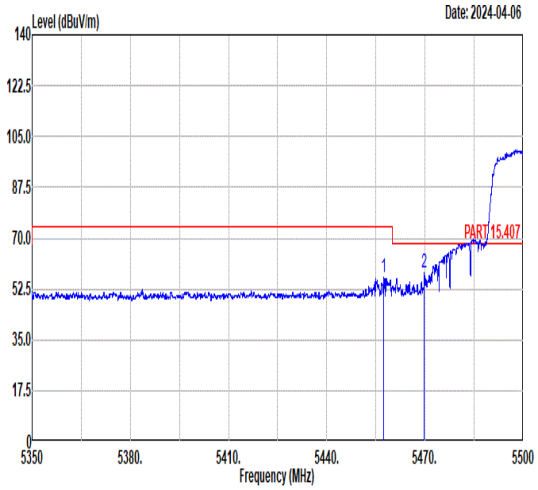 Freq Level Limit Line Margin Read Level Ant Factor Cable Loss Preamp Factor APos TPos Remark MHz dBuV/m dBuV/m dB dBuV dB/m dB dB cm deg 1 5457.34 56.58 74.00 -17.42 42.82 34.81 11.11 32.16 295 321 PEAK 2 5469.79 57.90 68.30 -10.40 44.11 34.81 11.16 32.18 295 321 PEAK	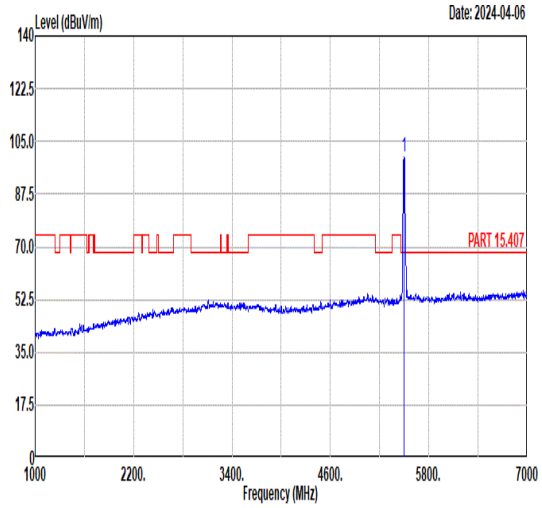 Freq Level Limit Line Margin Read Level Ant Factor Cable Loss Preamp Factor APos TPos Remark MHz dBuV/m dBuV/m dB dBuV dB/m dB dB cm deg 1 5500.00 99.99 ------ ------ 86.13 34.80 11.27 32.21 295 321 PEAK
Avg	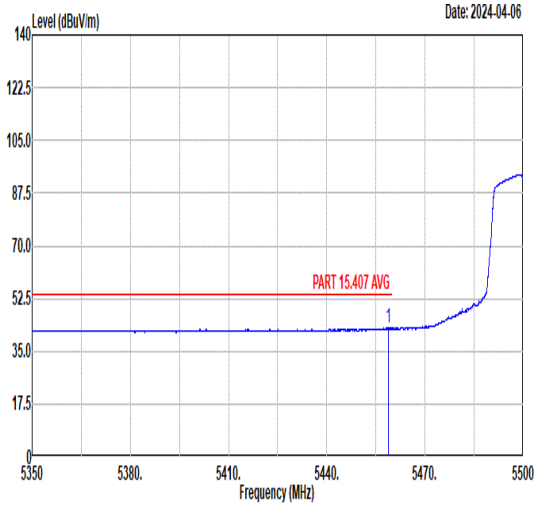 Freq Level Limit Line Margin Read Level Ant Factor Cable Loss Preamp Factor APos TPos Remark MHz dBuV/m dBuV/m dB dBuV dB/m dB dB cm deg 1 5458.84 42.79 54.00 -11.21 29.02 34.81 11.12 32.16 295 321 AVERAGE	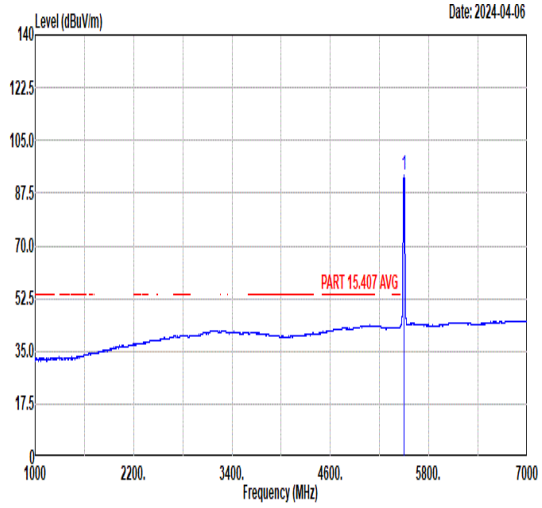 Freq Level Limit Line Margin Read Level Ant Factor Cable Loss Preamp Factor APos TPos Remark MHz dBuV/m dBuV/m dB dBuV dB/m dB dB cm deg 1 5500.00 93.36 ------ ------ 79.50 34.80 11.27 32.21 295 321 AVERAGE

Mode	16	
	Harmonic	
	U-NII-2C_5.47-5.725_802.11n HT20_CH100_5500MHz	
Pol.	Horizontal	Vertical
Peak Avg	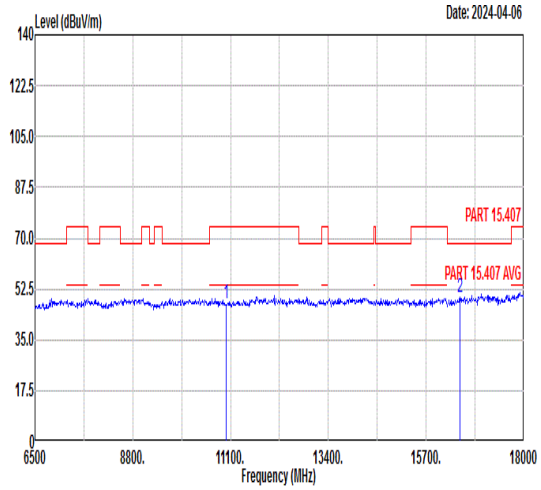 Freq Level Limit Line Margin Read Level Ant Factor Cable Loss Preamp Factor APos TPos Remark MHz dBuV/m dBuV/m dB dBuV dB/m dB dB cm deg 1 11000.00 47.63 74.00 -26.37 45.59 38.30 14.54 50.80 --- --- Peak 2 16500.00 49.47 68.30 -18.83 41.61 42.30 17.36 51.80 --- --- Peak	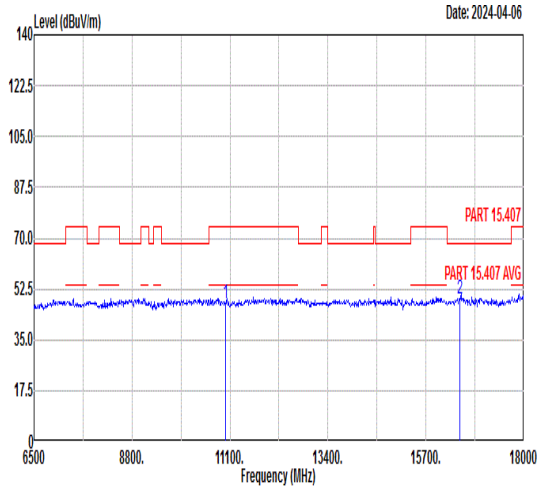 Freq Level Limit Line Margin Read Level Ant Factor Cable Loss Preamp Factor APos TPos Remark MHz dBuV/m dBuV/m dB dBuV dB/m dB dB cm deg 1 11000.00 47.74 74.00 -26.26 45.70 38.30 14.54 50.80 --- --- Peak 2 16500.00 49.04 68.30 -19.26 41.18 42.30 17.36 51.80 --- --- Peak

Mode	17	
	Harmonic	
	U-NII-2C_5.47-5.725_802.11n HT20_CH116_5580MHz	
Pol.	Horizontal	Vertical
Peak Avg	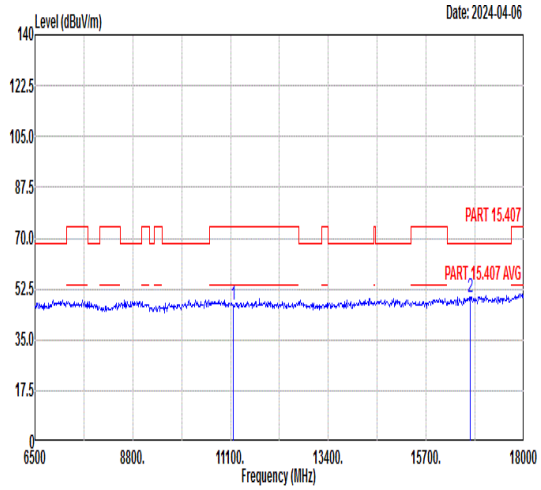 Freq Level Limit Line Margin Read Level Ant Factor Cable Loss Preamp Factor APos TPos Remark MHz dBuV/m dBuV/m dB dBuV dB/m dB dB cm deg 1 11160.00 47.11 74.00 -26.89 44.75 38.49 14.64 50.77 --- --- Peak 2 16740.00 49.80 68.30 -18.50 42.11 42.01 17.43 51.75 --- --- Peak	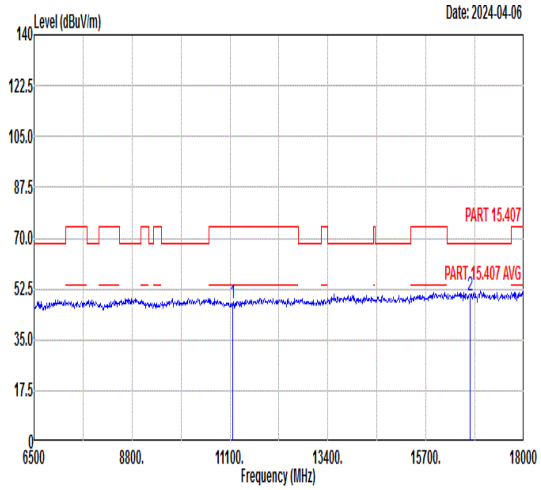 Freq Level Limit Line Margin Read Level Ant Factor Cable Loss Preamp Factor APos TPos Remark MHz dBuV/m dBuV/m dB dBuV dB/m dB dB cm deg 1 11160.00 47.50 74.00 -26.50 45.14 38.49 14.64 50.77 --- --- Peak 2 16740.00 50.44 68.30 -17.86 42.75 42.01 17.43 51.75 --- --- Peak

Mode	18	
	Band Edge	
	U-NII-2C_5.47-5.725_802.11n HT20_CH140_5700MHz	
Pol.	Horizontal	Fundamental
Peak	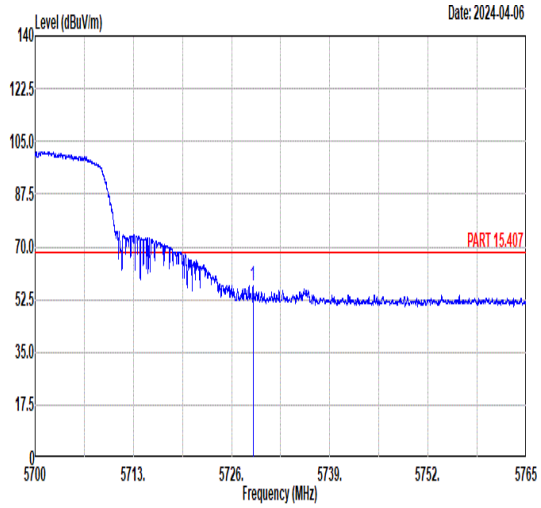 Freq Level Limit Line Margin (dB) Read Level Ant Factor Cable Loss Preamp Factor APos TPos Remark 1 5728.83 57.23 68.30 -11.07 42.85 35.12 11.65 32.39 155 53 PEAK	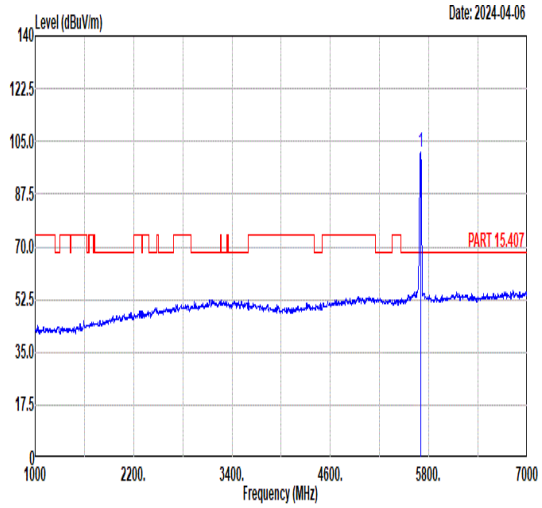 Freq Level Limit Line Margin (dB) Read Level Ant Factor Cable Loss Preamp Factor APos TPos Remark 1 5700.00 101.49 ------ ------ 87.12 35.08 11.66 32.37 155 53 PEAK
Avg	Blank	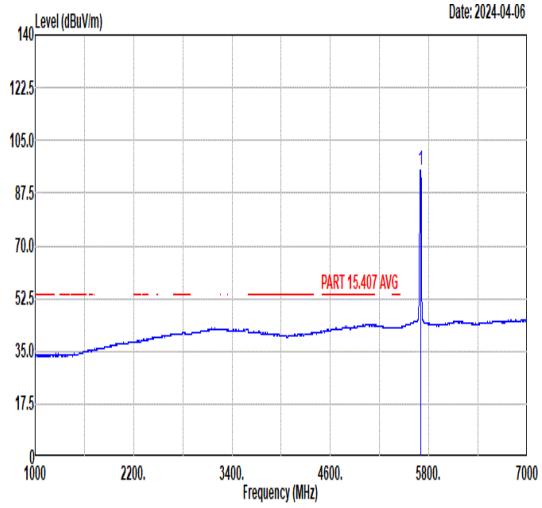 Freq Level Limit Line Margin (dB) Read Level Ant Factor Cable Loss Preamp Factor APos TPos Remark 1 5700.00 94.88 ------ ------ 80.50 35.07 11.67 32.36 155 53 AVERAGE

Mode	18	
	Band Edge	
	U-NII-2C_5.47-5.725_802.11n HT20_CH140_5700MHz	
Pol.	Vertical	Fundamental
Peak	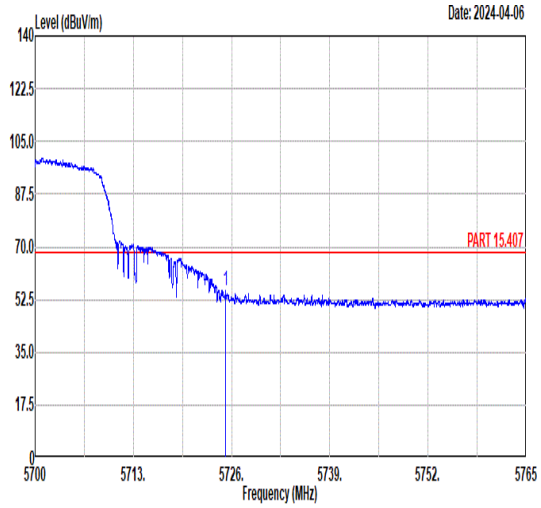 Freq Level Limit Line Margin (dB) Read Level Ant Factor Cable Loss Preamp Factor APos TPos Remark 1 5725.19 55.60 68.30 -12.70 41.22 35.12 11.65 32.39 344 96 PEAK	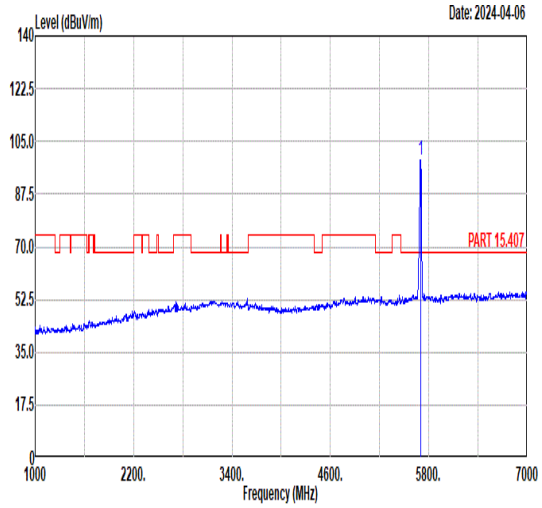 Freq Level Limit Line Margin (dB) Read Level Ant Factor Cable Loss Preamp Factor APos TPos Remark 1 5700.00 98.72 ------ ------ 84.34 35.07 11.67 32.36 344 96 PEAK
Avg	Blank	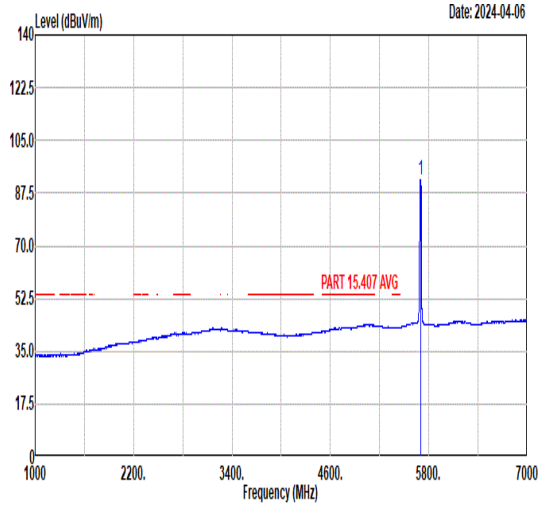 Freq Level Limit Line Margin (dB) Read Level Ant Factor Cable Loss Preamp Factor APos TPos Remark 1 5700.00 92.16 ------ ------ 77.78 35.07 11.67 32.36 344 96 AVERAGE

Mode	18	
	Harmonic	
	U-NII-2C_5.47-5.725_802.11n HT20_CH140_5700MHz	
Pol.	Horizontal	Vertical
Peak Avg	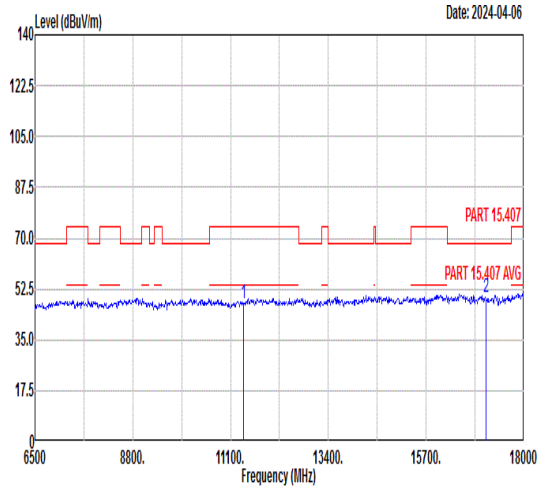 Freq Level Limit Line Margin Read Level Ant Factor Cable Loss Preamp Factor APos TPos Remark MHz dBuV/m dBuV/m dB dBuV dB/m dB dB cm deg 1 11400.00 47.79 74.00 -26.21 44.95 38.78 14.78 50.72 --- --- Peak 2 17100.00 49.76 68.30 -18.54 40.37 41.66 17.53 49.80 --- --- Peak	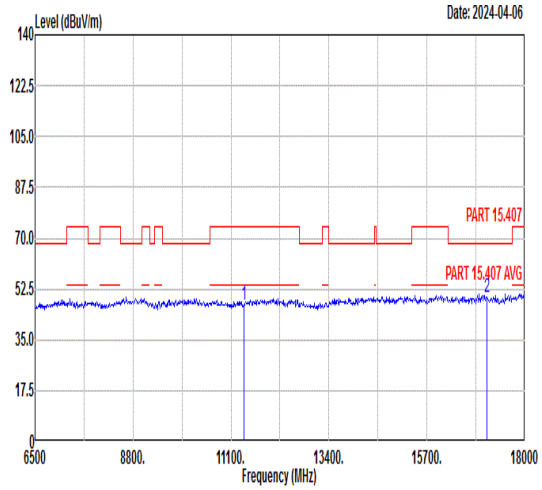 Freq Level Limit Line Margin Read Level Ant Factor Cable Loss Preamp Factor APos TPos Remark MHz dBuV/m dBuV/m dB dBuV dB/m dB dB cm deg 1 11400.00 47.07 74.00 -26.93 44.23 38.78 14.78 50.72 --- --- Peak 2 17100.00 49.71 68.30 -18.59 40.32 41.66 17.53 49.80 --- --- Peak

Mode	19	
	Band Edge - L	
	U-NII-1_5.15-5.25_802.11n HT40_CH38_5190MHz	
Pol.	Horizontal	Fundamental
Peak	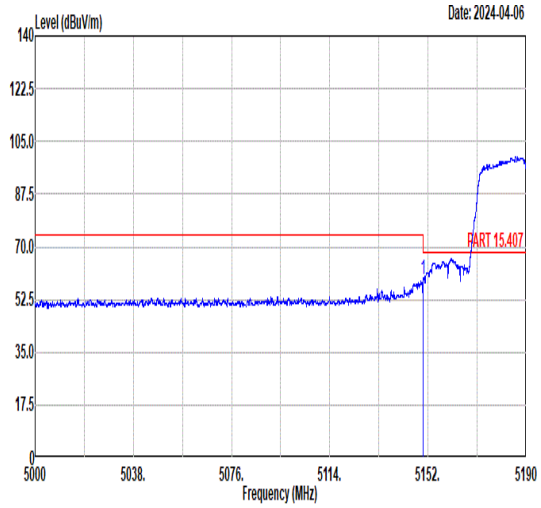 Freq Level Limit Line Margin (dB) Read Level Ant Factor Cable Loss Preamp Factor APos TPos Remark 1 5149.99 58.93 74.00 -15.07 44.76 34.87 11.08 31.78 231 48 PEAK	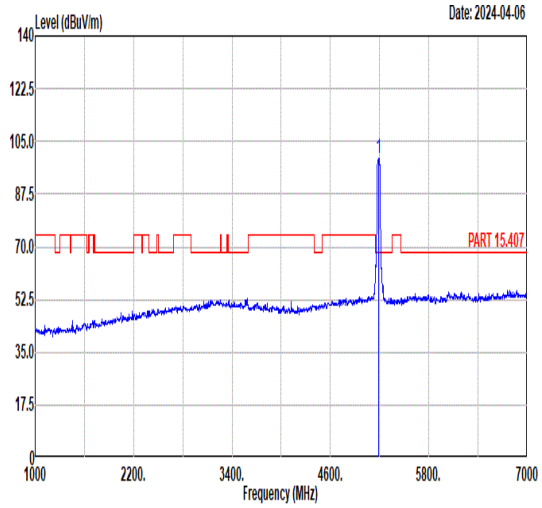 Freq Level Limit Line Margin (dB) Read Level Ant Factor Cable Loss Preamp Factor APos TPos Remark 1 5190.00 99.51 ------ ------ 85.42 34.86 11.06 31.83 231 48 PEAK
Avg	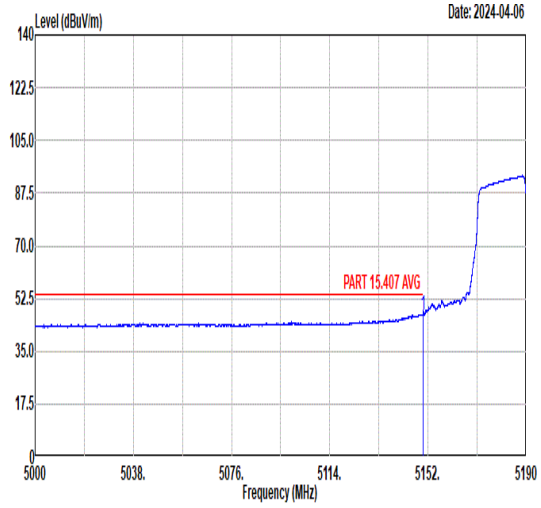 Freq Level Limit Line Margin (dB) Read Level Ant Factor Cable Loss Preamp Factor APos TPos Remark 1 5149.99 47.27 54.00 -6.73 33.10 34.87 11.08 31.78 231 48 AVERAGE	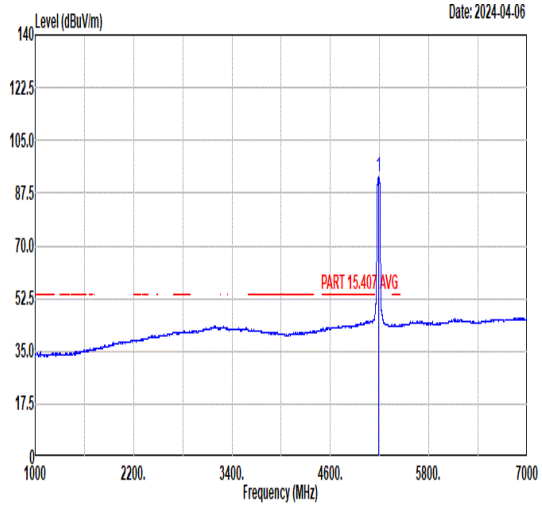 Freq Level Limit Line Margin (dB) Read Level Ant Factor Cable Loss Preamp Factor APos TPos Remark 1 5190.00 92.95 ------ ------ 78.86 34.86 11.06 31.83 231 48 AVERAGE

Mode	19	
	Band Edge - R	
	U-NII-1_5.15-5.25_802.11n HT40_CH38_5190MHz	
Pol.	Horizontal	Fundamental
Peak	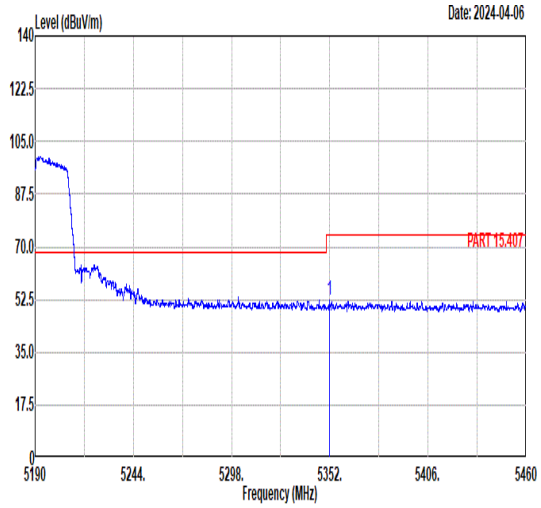 Freq Level Limit Line Margin (dB) Read Level Ant Factor Cable Loss Preamp Factor APos TPos Remark MHz dBuV/m dBuV/m dBuV dB/m dB dB cm deg 1 5351.89 52.16 74.00 -21.84 38.42 34.83 10.94 32.03 231 48 PEAK	Blank
Avg	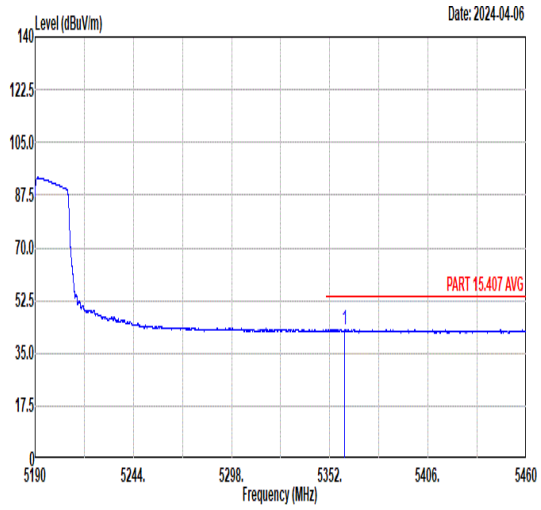 Freq Level Limit Line Margin (dB) Read Level Ant Factor Cable Loss Preamp Factor APos TPos Remark MHz dBuV/m dBuV/m dBuV dB/m dB dB cm deg 1 5360.26 43.02 54.00 -10.98 29.29 34.83 10.94 32.04 231 48 AVERAGE	Blank

Mode	19	
	Band Edge - L	
	U-NII-1_5.15-5.25_802.11n HT40_CH38_5190MHz	
Pol.	Vertical	Fundamental
Peak	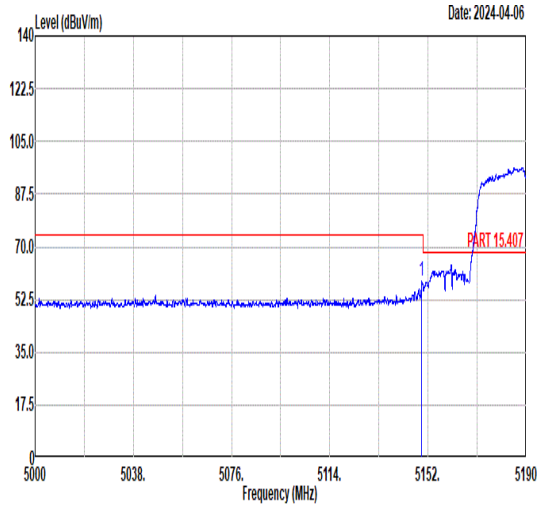 Freq Level Limit Line Margin (dB) Read Level Ant Factor Cable Loss Preamp Factor APos TPos Remark MHz dBuV/m dBuV/m dBuV dB/m dB dB cm deg 1 5149.63 58.43 74.00 -15.57 44.25 34.87 11.09 31.78 300 307 PEAK	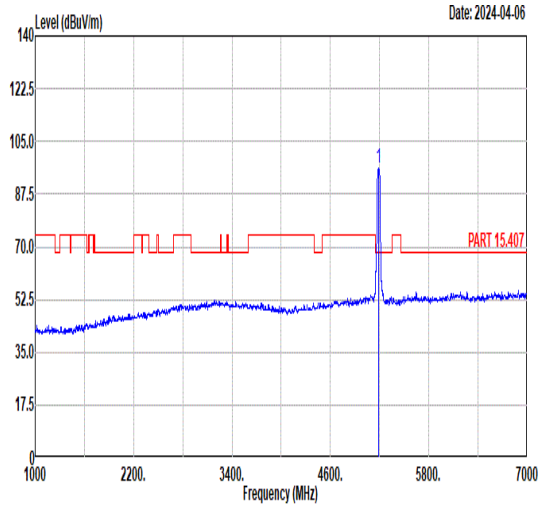 Freq Level Limit Line Margin (dB) Read Level Ant Factor Cable Loss Preamp Factor APos TPos Remark MHz dBuV/m dBuV/m dBuV dB/m dB dB cm deg 1 5190.00 96.05 ------ ------ 81.94 34.86 11.07 31.82 300 307 PEAK
Avg	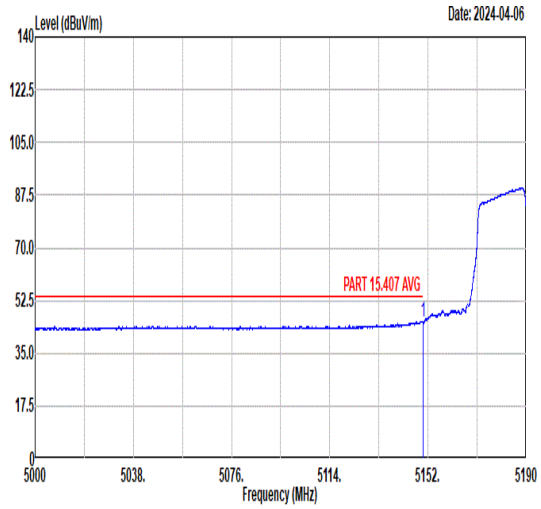 Freq Level Limit Line Margin (dB) Read Level Ant Factor Cable Loss Preamp Factor APos TPos Remark MHz dBuV/m dBuV/m dBuV dB/m dB dB cm deg 1 5149.99 45.57 54.00 -8.43 31.40 34.87 11.08 31.78 300 307 AVERAGE	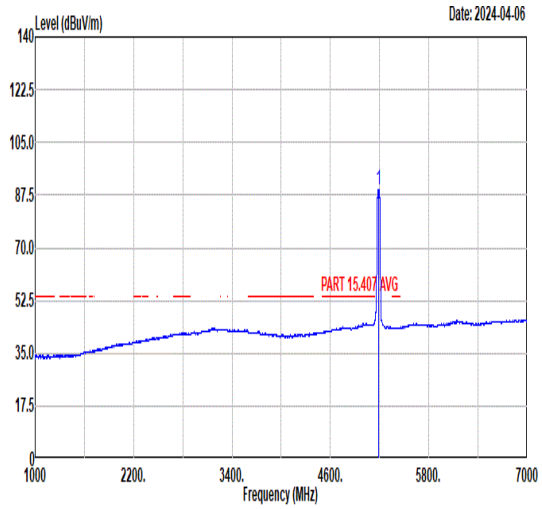 Freq Level Limit Line Margin (dB) Read Level Ant Factor Cable Loss Preamp Factor APos TPos Remark MHz dBuV/m dBuV/m dBuV dB/m dB dB cm deg 1 5190.00 89.54 ------ ------ 75.45 34.86 11.06 31.83 300 307 AVERAGE

Mode	19	
	Band Edge - R	
	U-NII-1_5.15-5.25_802.11n HT40_CH38_5190MHz	
Pol.	Vertical	Fundamental
Peak	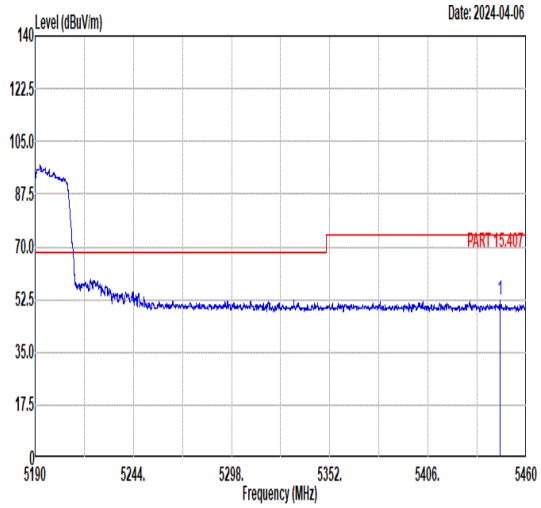 Freq Level Limit Line Margin (dB) Read Level Ant Factor Cable Loss Preamp Factor APos TPos Remark MHz dBuV/m dBuV/m dBuV dB/m dB dB cm deg 1 5445.56 52.14 74.00 -21.86 38.42 34.81 11.06 32.15 300 307 PEAK	Blank
Avg	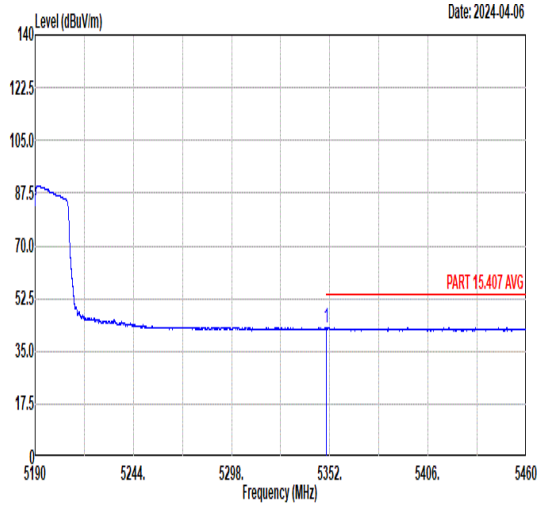 Freq Level Limit Line Margin (dB) Read Level Ant Factor Cable Loss Preamp Factor APos TPos Remark MHz dBuV/m dBuV/m dBuV dB/m dB dB cm deg 1 5350.27 42.78 54.00 -11.22 29.04 34.83 10.94 32.03 300 307 AVERAGE	Blank

Mode	20	
	Band Edge - L	
	U-NII-1_5.15-5.25_802.11n HT40_CH46_5230MHz	
Pol.	Horizontal	Fundamental
Peak	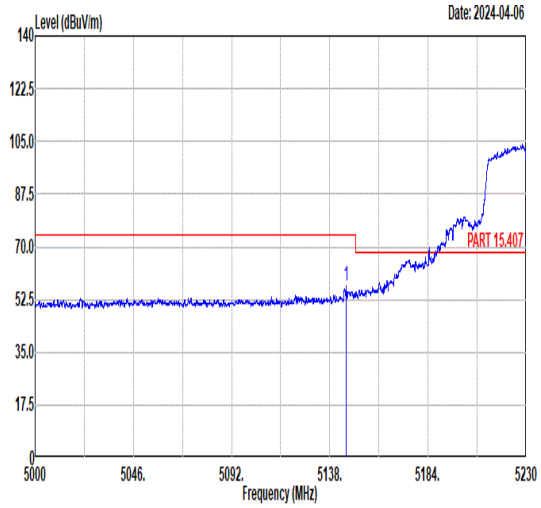 Freq Level Limit Line Margin (dB) Read Level Ant Factor Cable Loss Preamp Factor APos TPos Remark 1 5145.73 57.14 74.00 -16.86 42.96 34.87 11.09 31.78 228 47 PEAK	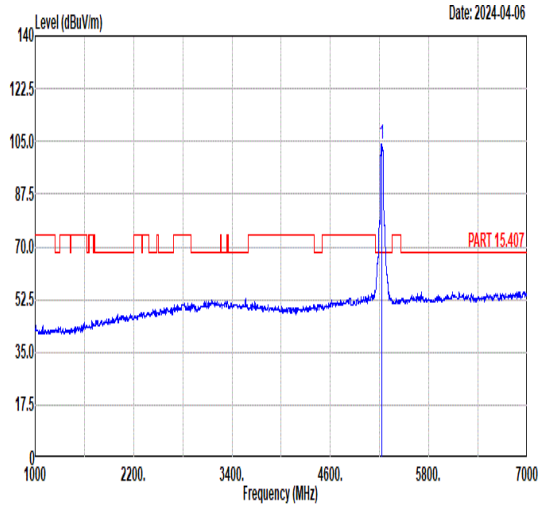 Freq Level Limit Line Margin (dB) Read Level Ant Factor Cable Loss Preamp Factor APos TPos Remark 1 5230.00 104.10 ------ ------ 90.07 34.86 11.04 31.87 228 47 PEAK
Avg	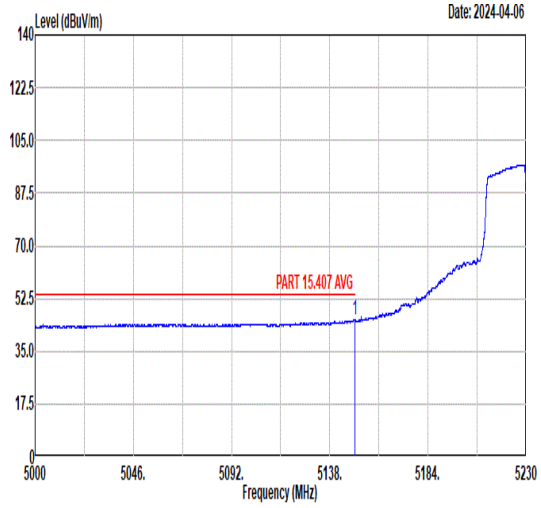 Freq Level Limit Line Margin (dB) Read Level Ant Factor Cable Loss Preamp Factor APos TPos Remark 1 5149.64 45.51 54.00 -8.49 31.33 34.87 11.09 31.78 228 47 AVERAGE	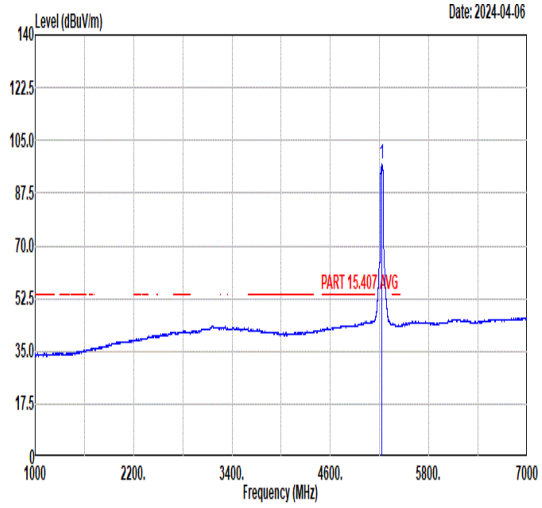 Freq Level Limit Line Margin (dB) Read Level Ant Factor Cable Loss Preamp Factor APos TPos Remark 1 5230.00 96.96 ------ ------ 82.95 34.85 11.04 31.88 228 47 AVERAGE

Mode	20	
	Band Edge - R	
	U-NII-1_5.15-5.25_802.11n HT40_CH46_5230MHz	
Pol.	Horizontal	Fundamental
Peak	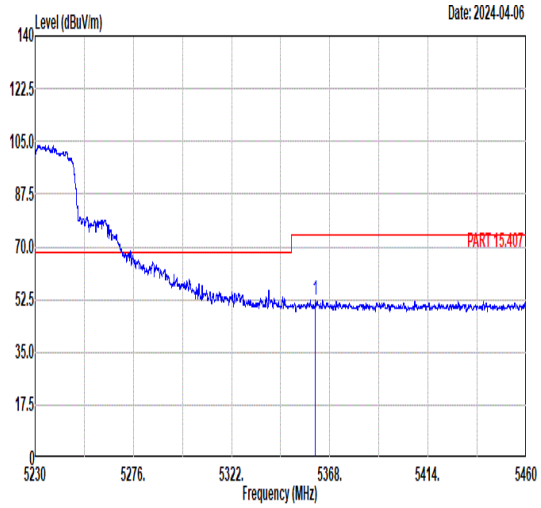 Freq Level Limit Line Margin (dB) Read Level Ant Factor Cable Loss Preamp Factor APos TPos Remark MHz dBuV/m dBuV/m dBuV dB/m dB dB cm deg 1 5361.22 52.33 74.00 -21.67 38.60 34.83 10.94 32.04 228 47 PEAK	Blank
Avg	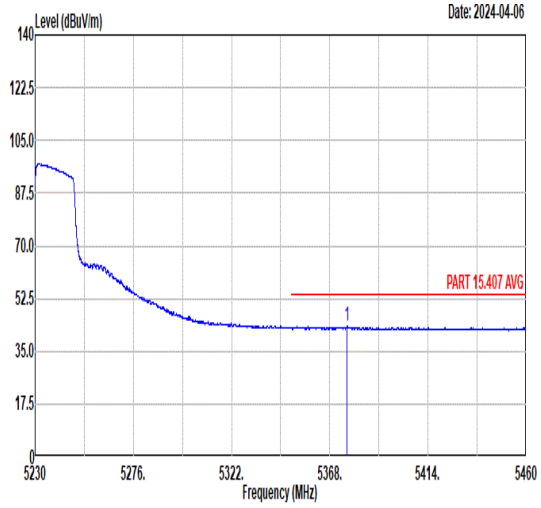 Freq Level Limit Line Margin (dB) Read Level Ant Factor Cable Loss Preamp Factor APos TPos Remark MHz dBuV/m dBuV/m dBuV dB/m dB dB cm deg 1 5376.19 43.48 54.00 -10.52 29.80 34.82 10.92 32.06 228 47 AVERAGE	Blank

Mode	20	
	Band Edge - L	
	U-NII-1_5.15-5.25_802.11n HT40_CH46_5230MHz	
Pol.	Vertical	Fundamental
Peak	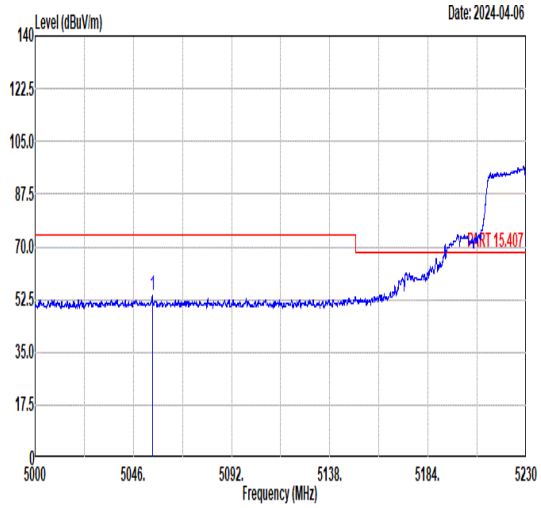 Freq Level Limit Line Margin (dB) Read Level Ant Factor Cable Loss Preamp Factor APos TPos Remark 1 5054.88 53.65 74.00 -20.35 39.28 34.89 11.14 31.66 400 96 PEAK	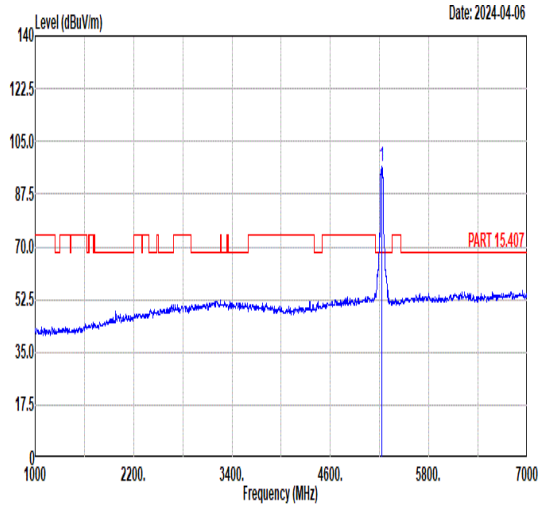 Freq Level Limit Line Margin (dB) Read Level Ant Factor Cable Loss Preamp Factor APos TPos Remark 1 5230.00 96.88 ------ ------ 82.87 34.85 11.04 31.88 400 96 PEAK
Avg	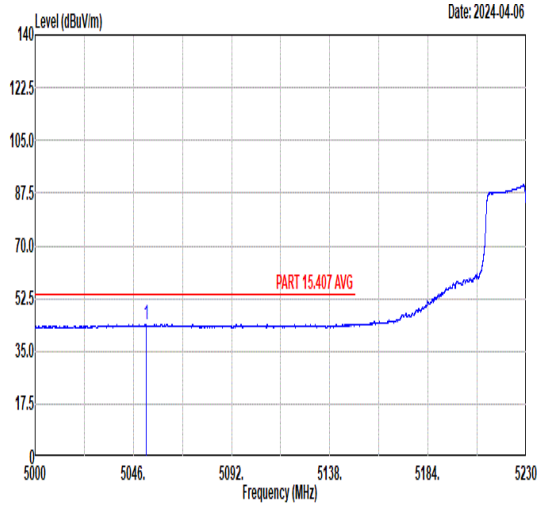 Freq Level Limit Line Margin (dB) Read Level Ant Factor Cable Loss Preamp Factor APos TPos Remark 1 5051.89 44.01 54.00 -9.99 29.64 34.89 11.14 31.66 400 96 AVERAGE	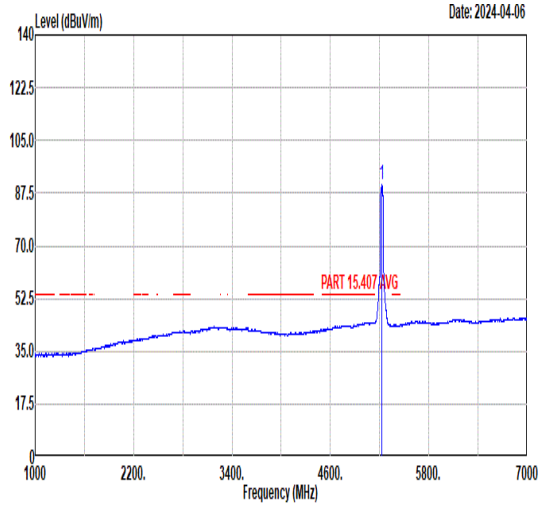 Freq Level Limit Line Margin (dB) Read Level Ant Factor Cable Loss Preamp Factor APos TPos Remark 1 5230.00 90.20 ------ ------ 76.19 34.85 11.04 31.88 400 96 AVERAGE

Mode	20	
	Band Edge - R	
	U-NII-1_5.15-5.25_802.11n HT40_CH46_5230MHz	
Pol.	Vertical	Fundamental
Peak	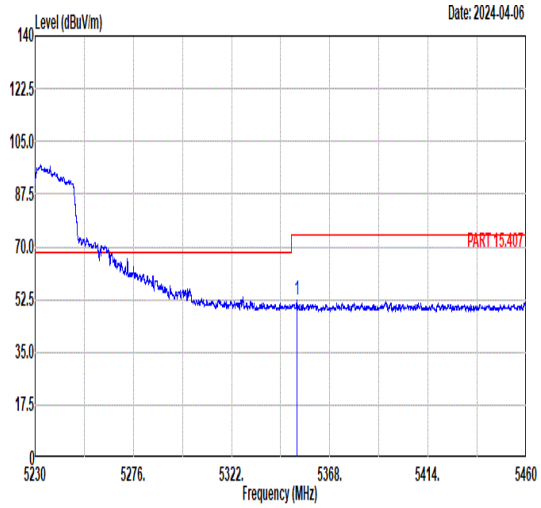 Freq Level Limit Line Margin (dB) Read Level Ant Factor Cable Loss Preamp Factor APos TPos Remark MHz dBuV/m dBuV/m dBuV dB/m dB dB cm deg 1 5352.73 52.16 74.00 -21.84 38.42 34.83 10.94 32.03 400 96 PEAK	Blank
Avg	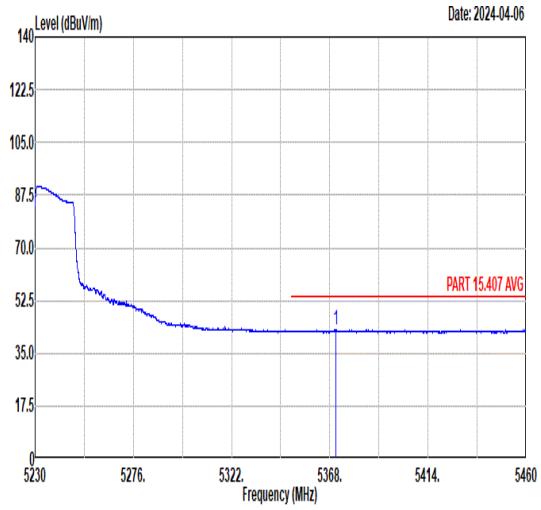 Freq Level Limit Line Margin (dB) Read Level Ant Factor Cable Loss Preamp Factor APos TPos Remark MHz dBuV/m dBuV/m dBuV dB/m dB dB cm deg 1 5370.90 42.67 54.00 -11.33 28.96 34.83 10.93 32.05 400 96 AVERAGE	Blank

Mode	21	
	Band Edge - L	
	U-NII-2A_5.25-5.35_802.11n HT40_CH54_5270MHz	
Pol.	Horizontal	Fundamental
Peak	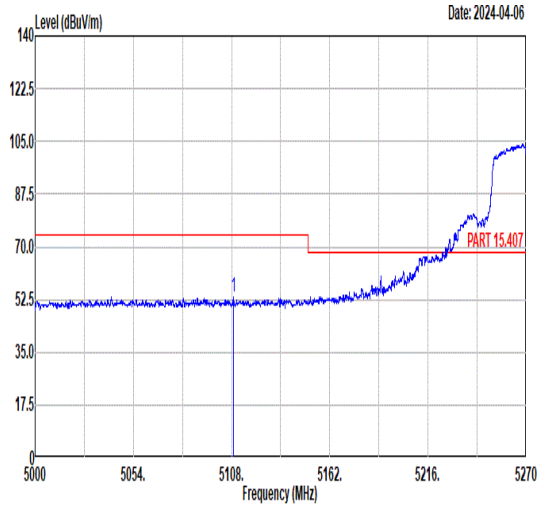 Freq Level Limit Line Margin (dB) Read Level Ant Factor Cable Loss Preamp Factor APos TPos Remark 1 5108.97 53.47 74.00 -20.53 39.21 34.88 11.11 31.73 226 47 PEAK	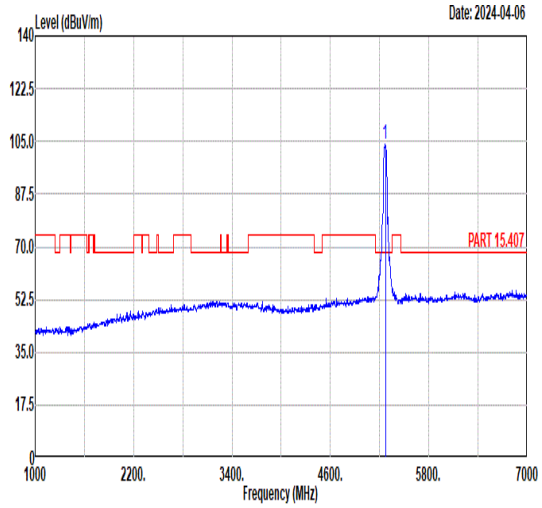 Freq Level Limit Line Margin (dB) Read Level Ant Factor Cable Loss Preamp Factor APos TPos Remark 1 5270.00 103.85 ------ ------ 89.91 34.85 11.01 31.92 226 47 PEAK
Avg	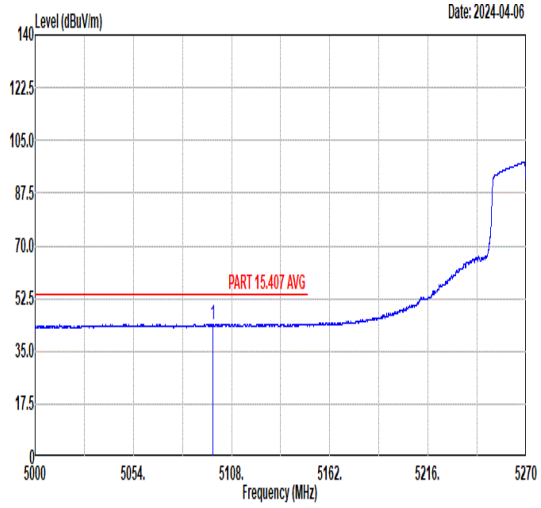 Freq Level Limit Line Margin (dB) Read Level Ant Factor Cable Loss Preamp Factor APos TPos Remark 1 5097.63 44.09 54.00 -9.91 29.82 34.88 11.11 31.72 226 47 AVERAGE	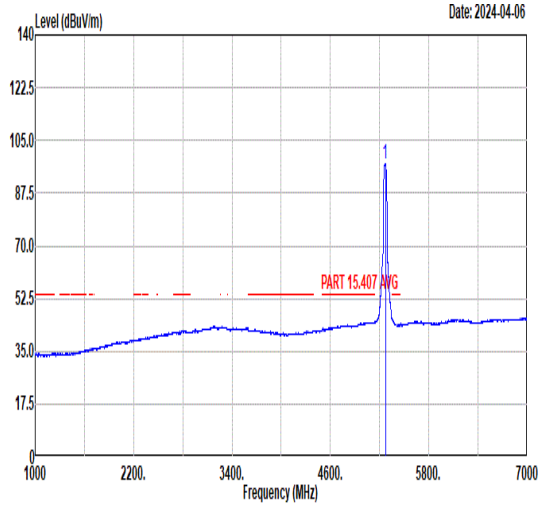 Freq Level Limit Line Margin (dB) Read Level Ant Factor Cable Loss Preamp Factor APos TPos Remark 1 5270.00 97.42 ------ ------ 83.48 34.85 11.01 31.92 226 47 AVERAGE

Mode	21	
	Band Edge - R	
	U-NII-2A_5.25-5.35_802.11n HT40_CH54_5270MHz	
Pol.	Horizontal	Fundamental
Peak	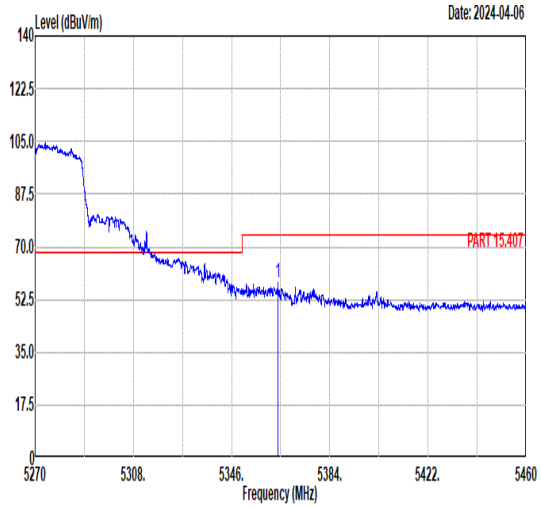 Freq Level Limit Line Margin (dB) Read Level Ant Factor Cable Loss Preamp Factor APos TPos Remark MHz dBuV/m dBuV/m dBuV dB/m dB dB cm deg 1 5363.97 58.27 74.00 -15.73 44.56 34.83 10.93 32.05 226 47 PEAK	Blank
Avg	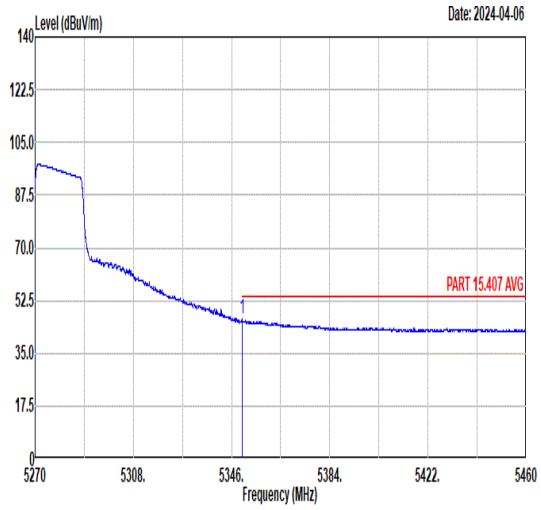 Freq Level Limit Line Margin (dB) Read Level Ant Factor Cable Loss Preamp Factor APos TPos Remark MHz dBuV/m dBuV/m dBuV dB/m dB dB cm deg 1 5350.09 46.44 54.00 -7.56 32.70 34.83 10.94 32.03 226 47 AVERAGE	Blank

Mode	21	
	Band Edge - L	
	U-NII-2A_5.25-5.35_802.11n HT40_CH54_5270MHz	
Pol.	Vertical	Fundamental
Peak	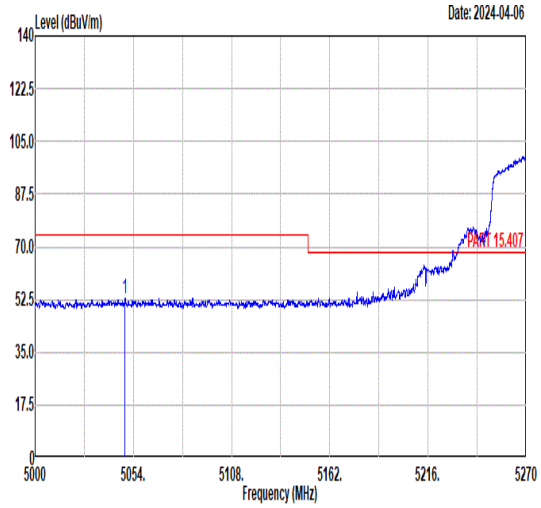 Freq Level Limit Line Margin (dB) Read Level Ant Factor Cable Loss Preamp Factor APos TPos Remark 1 5049.30 52.99 74.00 -21.01 38.62 34.89 11.14 31.66 400 284 PEAK	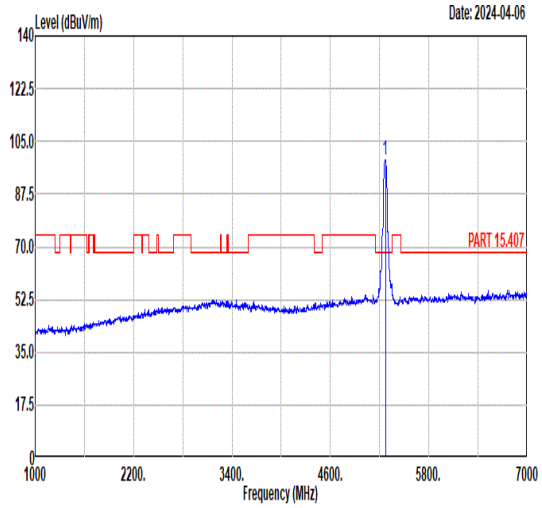 Freq Level Limit Line Margin (dB) Read Level Ant Factor Cable Loss Preamp Factor APos TPos Remark 1 5270.00 99.00 ------ ------ 85.06 34.85 11.01 31.92 400 284 PEAK
Avg	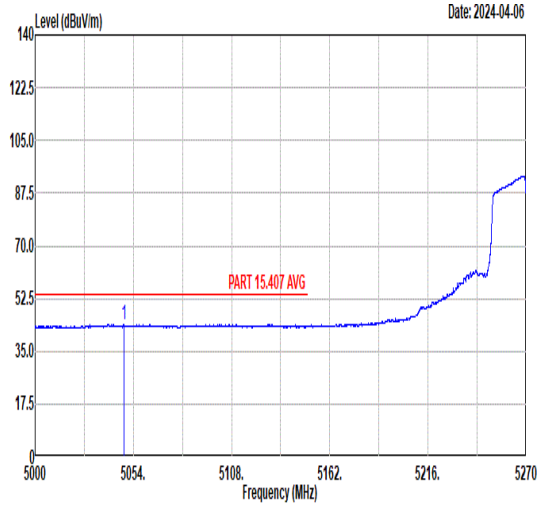 Freq Level Limit Line Margin (dB) Read Level Ant Factor Cable Loss Preamp Factor APos TPos Remark 1 5048.76 43.98 54.00 -10.02 29.61 34.89 11.14 31.66 400 284 AVERAGE	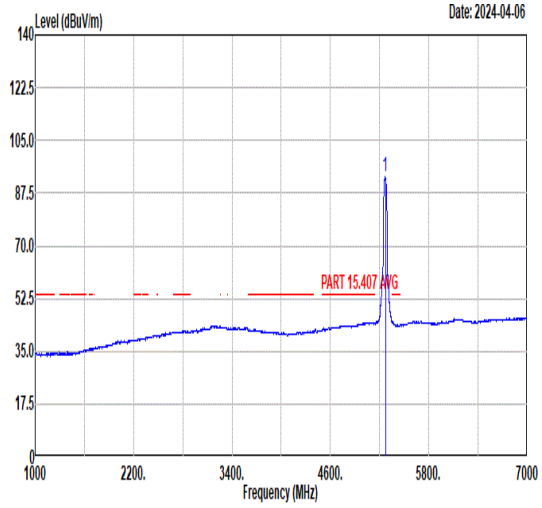 Freq Level Limit Line Margin (dB) Read Level Ant Factor Cable Loss Preamp Factor APos TPos Remark 1 5270.00 92.89 ------ ------ 78.95 34.85 11.01 31.92 400 284 AVERAGE

Mode	21	
	Band Edge - R	
	U-NII-2A_5.25-5.35_802.11n HT40_CH54_5270MHz	
Pol.	Vertical	Fundamental
Peak	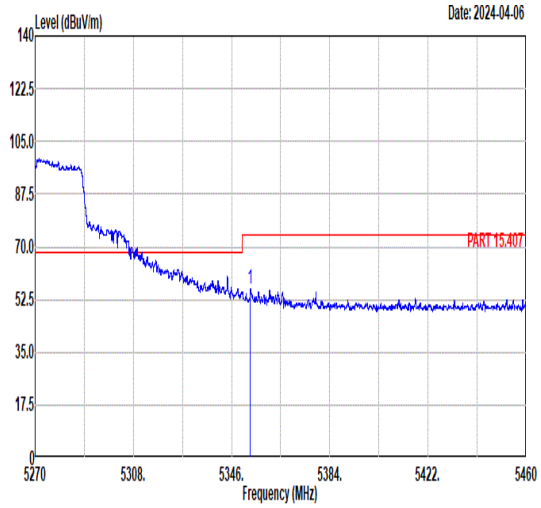 Freq Level Limit Line Margin (dB) Read Level Ant Factor Cable Loss Preamp Factor APos TPos Remark MHz dBuV/m dBuV/m dBuV dB/m dB dB cm deg 1 5353.33 55.82 74.00 -18.18 42.08 34.83 10.94 32.03 400 284 PEAK	Blank
Avg	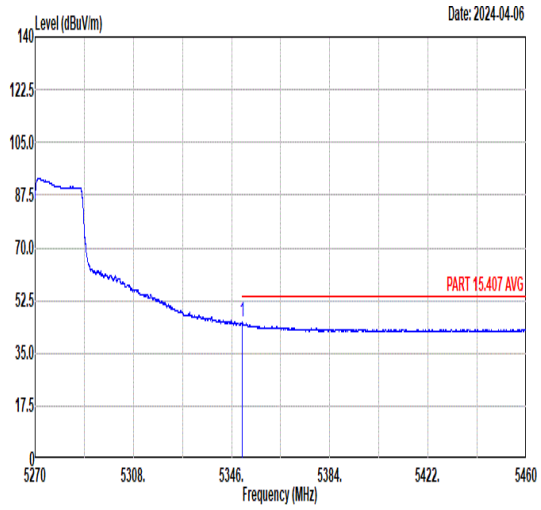 Freq Level Limit Line Margin (dB) Read Level Ant Factor Cable Loss Preamp Factor APos TPos Remark MHz dBuV/m dBuV/m dBuV dB/m dB dB cm deg 1 5350.09 45.32 54.00 -8.68 31.58 34.83 10.94 32.03 400 284 AVERAGE	Blank

Mode	22	
	Band Edge - L	
	U-NII-2A_5.25-5.35_802.11n HT40_CH62_5310MHz	
Pol.	Horizontal	Fundamental
Peak	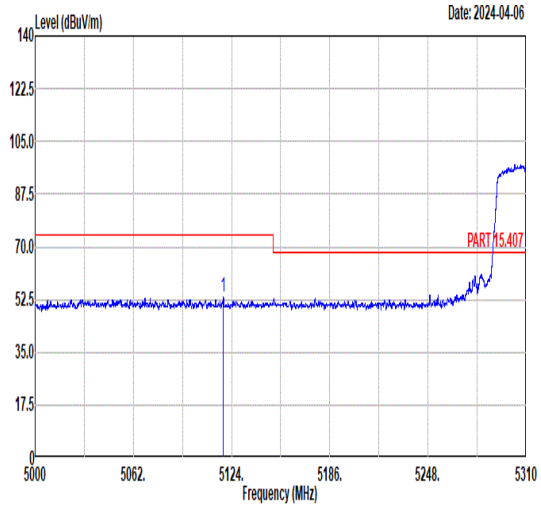 Freq Level Limit Line Margin (dB) Read Level Ant Factor Cable Loss Preamp Factor APos TPos Remark 1 5118.89 53.26 74.00 -20.74 39.02 34.88 11.10 31.74 224 45 PEAK	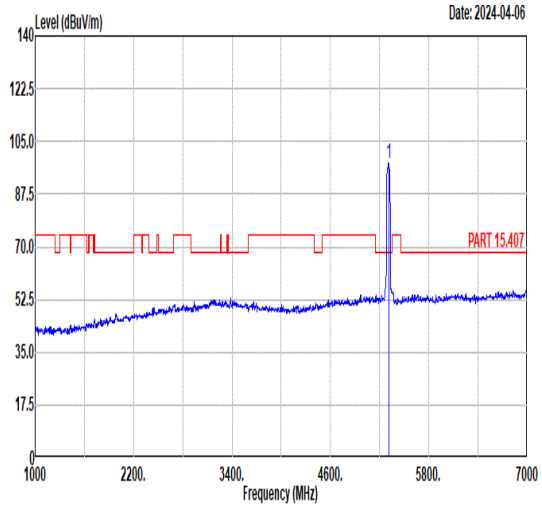 Freq Level Limit Line Margin (dB) Read Level Ant Factor Cable Loss Preamp Factor APos TPos Remark 1 5310.00 97.79 ------ ------ 83.94 34.84 10.98 31.97 224 45 PEAK
Avg	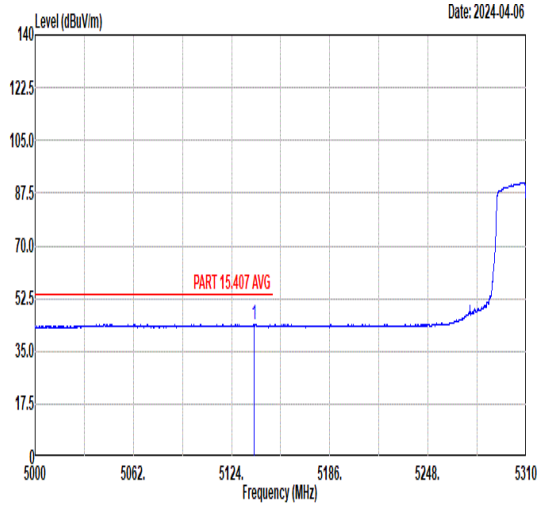 Freq Level Limit Line Margin (dB) Read Level Ant Factor Cable Loss Preamp Factor APos TPos Remark 1 5138.14 43.94 54.00 -10.06 29.75 34.87 11.09 31.77 224 45 AVERAGE	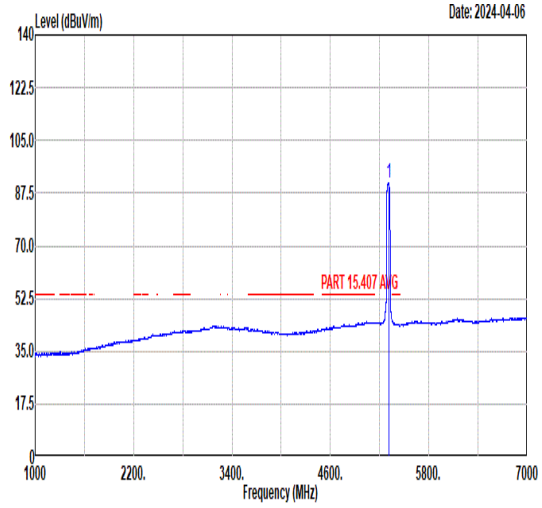 Freq Level Limit Line Margin (dB) Read Level Ant Factor Cable Loss Preamp Factor APos TPos Remark 1 5310.00 90.80 ------ ------ 76.95 34.84 10.98 31.97 224 45 AVERAGE

Mode	22	
	Band Edge - R	
	U-NII-2A_5.25-5.35_802.11n HT40_CH62_5310MHz	
Pol.	Horizontal	Fundamental
Peak	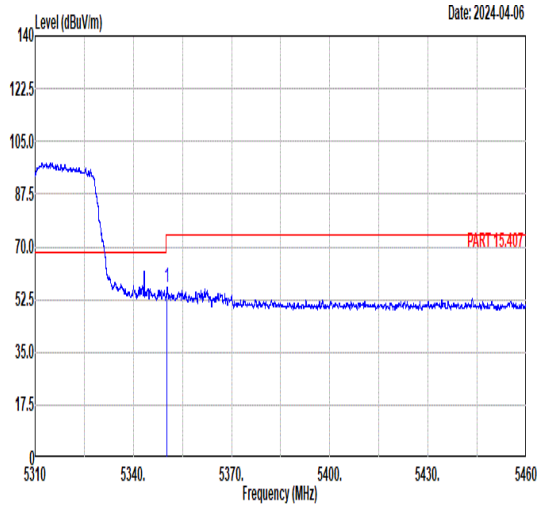 Freq Level Limit Line Margin (dB) Read Level Ant Factor Cable Loss Preamp Factor APos TPos Remark MHz dBuV/m dBuV/m dBuV dB/m dB dB cm deg 1 5350.29 56.55 74.00 -17.45 42.81 34.83 10.94 32.03 224 45 PEAK	Blank
Avg	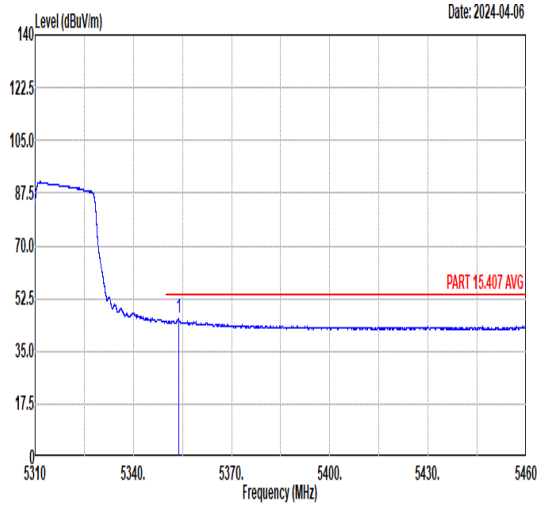 Freq Level Limit Line Margin (dB) Read Level Ant Factor Cable Loss Preamp Factor APos TPos Remark MHz dBuV/m dBuV/m dBuV dB/m dB dB cm deg 1 5353.89 45.94 54.00 -8.06 32.20 34.83 10.94 32.03 224 45 AVERAGE	Blank

Mode	22	
	Band Edge - L	
	U-NII-2A_5.25-5.35_802.11n HT40_CH62_5310MHz	
Pol.	Vertical	Fundamental
Peak	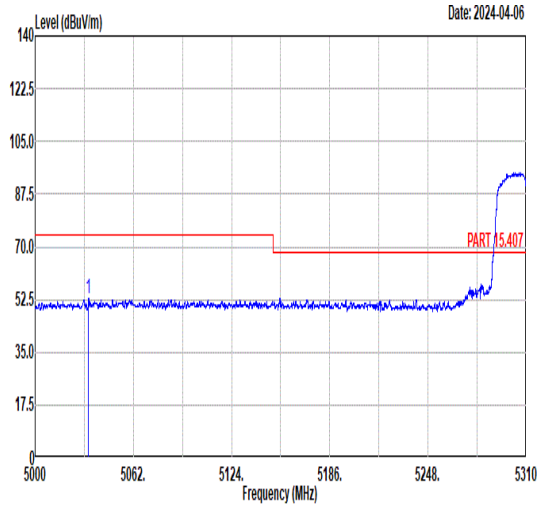 Freq Level Limit Line Margin (dB) Read Level Ant Factor Cable Loss Preamp Factor APos TPos Remark 1 5033.64 52.62 74.00 -21.38 38.22 34.89 11.15 31.64 400 101 PEAK	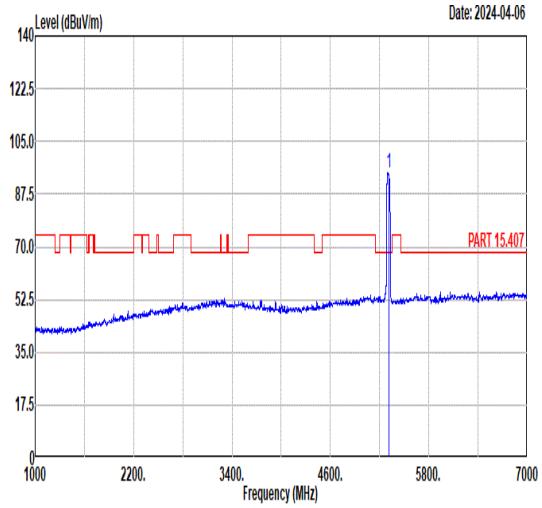 Freq Level Limit Line Margin (dB) Read Level Ant Factor Cable Loss Preamp Factor APos TPos Remark 1 5310.00 94.78 ------ ------ 80.93 34.84 10.98 31.97 400 101 PEAK
Avg	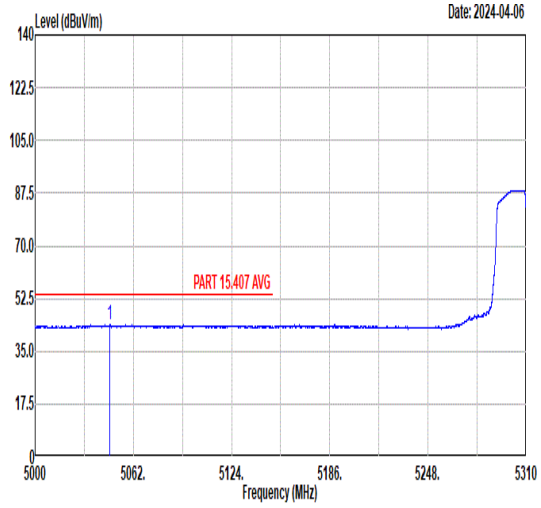 Freq Level Limit Line Margin (dB) Read Level Ant Factor Cable Loss Preamp Factor APos TPos Remark 1 5047.31 43.83 54.00 -10.17 29.45 34.89 11.14 31.65 400 101 AVERAGE	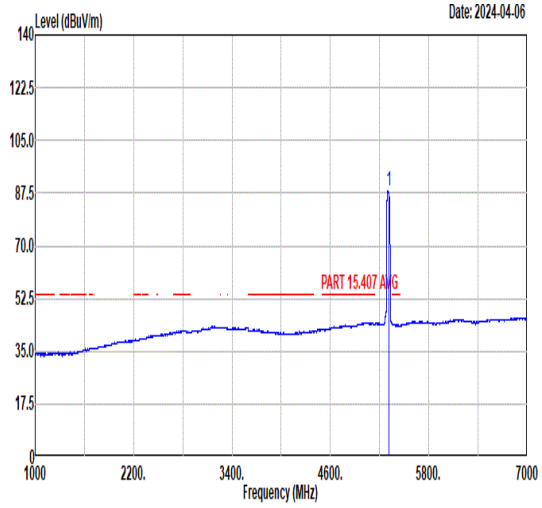 Freq Level Limit Line Margin (dB) Read Level Ant Factor Cable Loss Preamp Factor APos TPos Remark 1 5310.00 88.38 ------ ------ 74.53 34.84 10.98 31.97 400 101 AVERAGE

Mode	22	
	Band Edge - R	
	U-NII-2A_5.25-5.35_802.11n HT40_CH62_5310MHz	
Pol.	Vertical	Fundamental
Peak	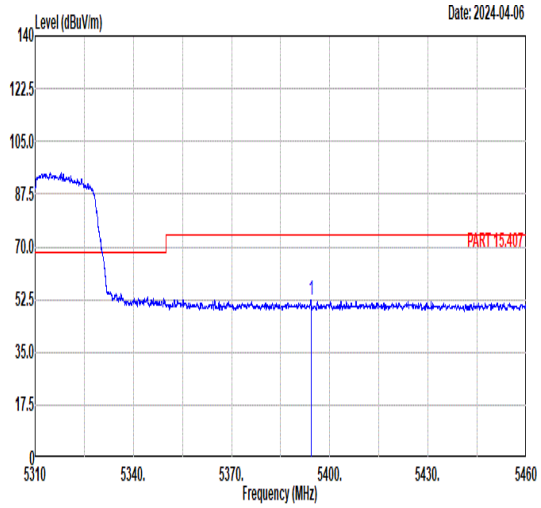 Freq Level Limit Line Margin (dB) Read Level Ant Factor Cable Loss Preamp Factor APos TPos Remark MHz dBuV/m dBuV/m dBuV dB/m dB dB cm deg 1 5394.23 52.44 74.00 -21.56 38.79 34.82 10.91 32.08 400 101 PEAK	Blank
Avg	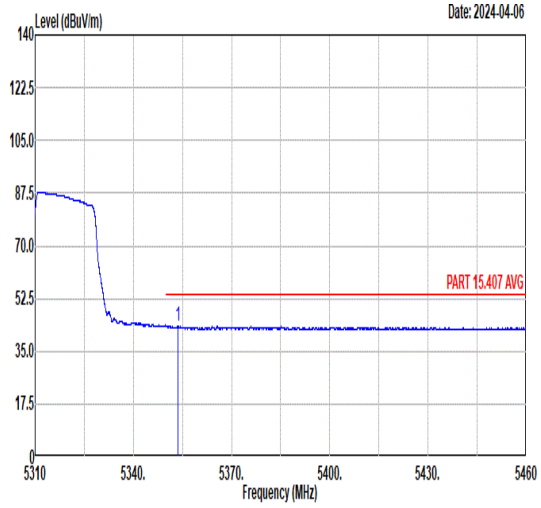 Freq Level Limit Line Margin (dB) Read Level Ant Factor Cable Loss Preamp Factor APos TPos Remark MHz dBuV/m dBuV/m dBuV dB/m dB dB cm deg 1 5353.59 43.29 54.00 -10.71 29.55 34.83 10.94 32.03 400 101 AVERAGE	Blank

Mode	23	
	Band Edge - L	
	U-NII-2C_5.47-5.725_802.11n HT40_CH102_5510MHz	
Pol.	Horizontal	Fundamental
Peak	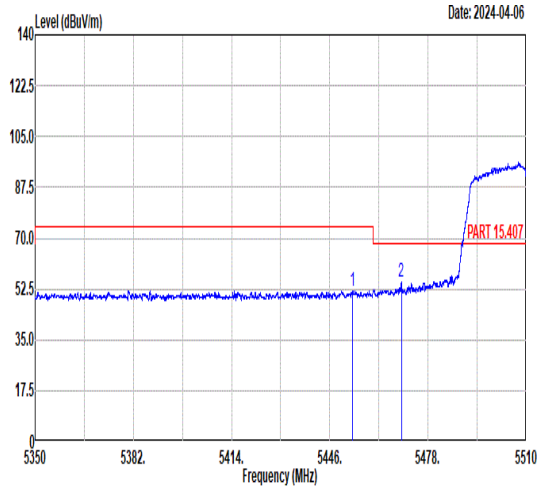 Freq Level Limit Line Margin (dB) Read Level Ant Factor Cable Loss Preamp Factor APos TPos Remark MHz dBuV/m dBuV/m dBuV dB/m dB dB cm deg 1 5453.46 51.97 74.00 -22.03 38.23 34.81 11.09 32.16 225 50 PEAK 2 5469.30 54.89 68.30 -13.41 41.10 34.81 11.16 32.18 225 50 PEAK	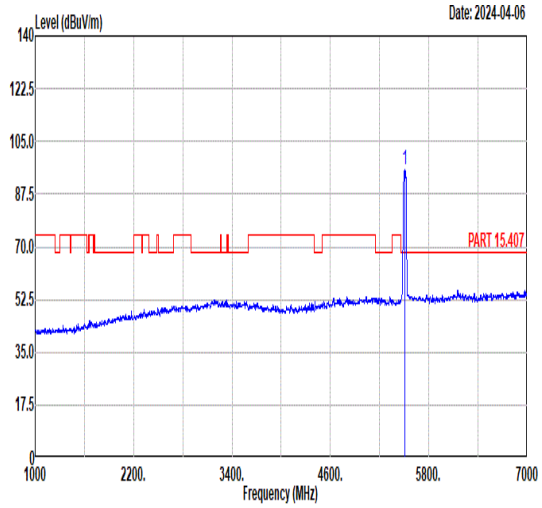 Freq Level Limit Line Margin (dB) Read Level Ant Factor Cable Loss Preamp Factor APos TPos Remark MHz dBuV/m dBuV/m dBuV dB/m dB dB cm deg 1 5510.00 95.57 ------ ------ 81.67 34.81 11.30 32.21 225 50 PEAK
Avg	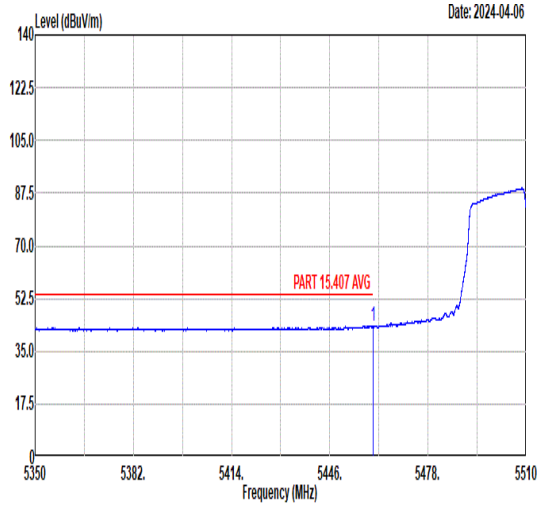 Freq Level Limit Line Margin (dB) Read Level Ant Factor Cable Loss Preamp Factor APos TPos Remark MHz dBuV/m dBuV/m dBuV dB/m dB dB cm deg 1 5460.00 43.56 54.00 -10.44 29.80 34.81 11.12 32.17 225 50 AVERAGE	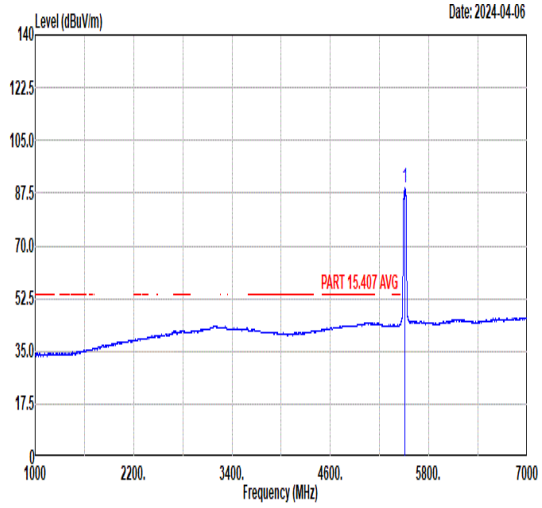 Freq Level Limit Line Margin (dB) Read Level Ant Factor Cable Loss Preamp Factor APos TPos Remark MHz dBuV/m dBuV/m dBuV dB/m dB dB cm deg 1 5510.00 89.17 ------ ------ 75.26 34.81 11.32 32.22 225 50 AVERAGE

Mode	23	
	Band Edge - R	
	U-NII-2C_5.47-5.725_802.11n HT40_CH102_5510MHz	
Pol.	Horizontal	Fundamental
Peak	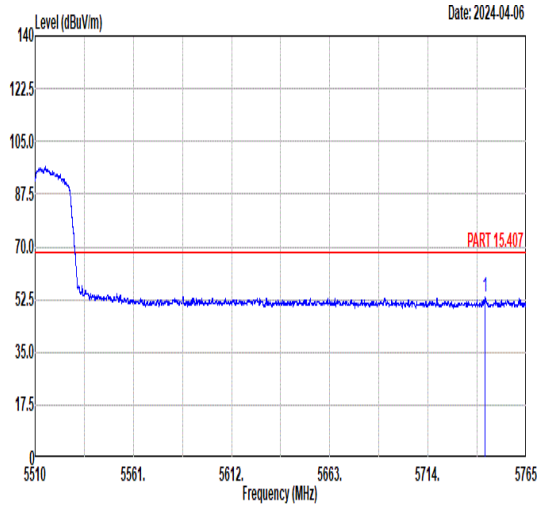 Freq Level Limit Line Margin (dB) Read Level Ant Factor Cable Loss Preamp Factor APos TPos Remark MHz dBuV/m dBuV/m dBuV dB/m dB dB cm deg 1 5743.71 53.17 68.30 -15.13 38.79 35.14 11.64 32.40 225 50 PEAK	Blank

Mode	23	
	Band Edge - L	
	U-NII-2C_5.47-5.725_802.11n HT40_CH102_5510MHz	
Pol.	Vertical	Fundamental
Peak	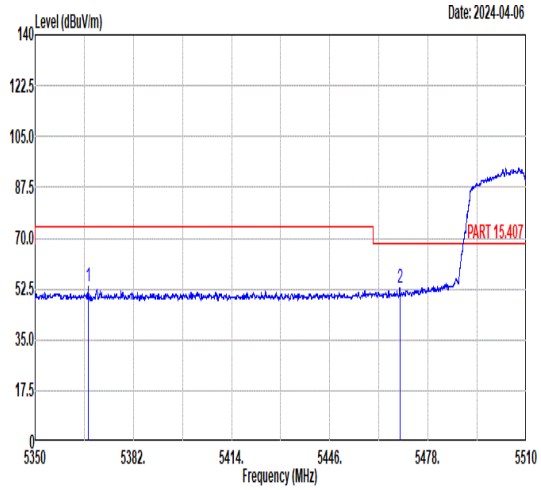 Freq Level Limit Line Margin (dB) Read Level Ant Factor Cable Loss Preamp Factor APos TPos Remark MHz dBuV/m dBuV/m dBuV dB/m dB dB cm deg 1 5367.38 53.13 74.00 -20.87 39.42 34.83 10.93 32.05 389 286 PEAK 2 5468.80 52.80 68.30 -15.50 39.01 34.81 11.16 32.18 389 286 PEAK	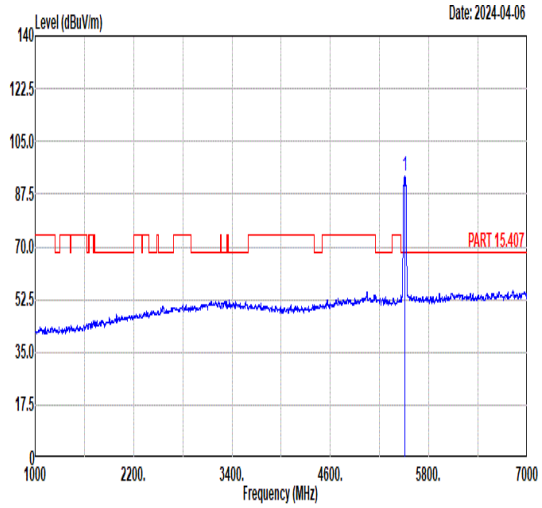 Freq Level Limit Line Margin (dB) Read Level Ant Factor Cable Loss Preamp Factor APos TPos Remark MHz dBuV/m dBuV/m dBuV dB/m dB dB cm deg 1 5510.00 93.59 ------ ------ 79.68 34.81 11.32 32.22 389 286 PEAK
Avg	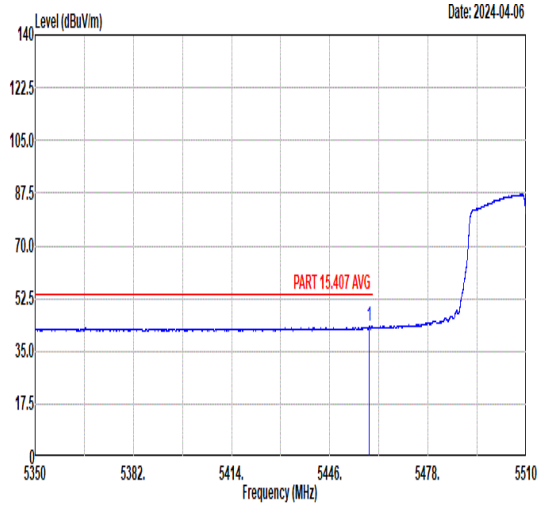 Freq Level Limit Line Margin (dB) Read Level Ant Factor Cable Loss Preamp Factor APos TPos Remark MHz dBuV/m dBuV/m dBuV dB/m dB dB cm deg 1 5458.88 43.19 54.00 -10.81 29.42 34.81 11.12 32.16 389 286 AVERAGE	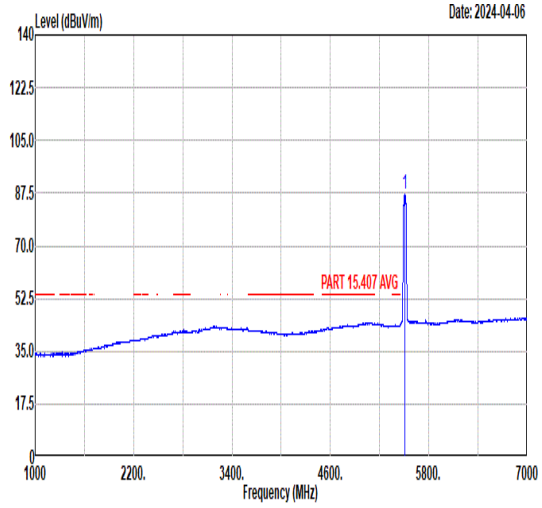 Freq Level Limit Line Margin (dB) Read Level Ant Factor Cable Loss Preamp Factor APos TPos Remark MHz dBuV/m dBuV/m dBuV dB/m dB dB cm deg 1 5510.00 86.98 ------ ------ 73.07 34.81 11.32 32.22 389 286 AVERAGE