



Figure 2



Test Setup for Radiated Emissions, 30MHz to 1GHz – Horizontal Polarization




Test Setup for Radiated Emissions, 30MHz to 1GHz – Vertical Polarization

Figure 3



Test Setup for Radiated Emissions, 1GHz to 10GHz – Horizontal Polarization



Test Setup for Radiated Emissions, 1GHz to 10GHz – Vertical Polarization