



Test Report



No.: AJT200716028E-1

Applicant Name : GUANGDONG HENGDI TECHNOLOGY CORP., LTD.
Applicant Address : THE WEST OF NINGCHUAN ROAD AND THE SOUTH OF HUANCUI ROAD, CHENGHAI ZONE, SHANTOU CITY, GUANGDONG, CHINA

Sample Description : ROBOTIC TOYS
Model No. : 1903
Additional Model : 1901, 1902, 1903, 1905, 1906, 1907, 1908, 1909, 1910, 1911, 1912, 1913, 1914, 1915, 966, 955, 967, 20908, 20968, DB1-1, DB2-1, DB3-1, DB1-2, DB2-2, DB3-2, DB1-3, DB2-3, DB3-3, DB01, DB02, DB03, DB04, DB05, DB06, DB-1A, DB-1B, DB-2A, DB-2B, DB-3A, DB-3B, ODY-1208, MUK-1903

Client Specified Age Grade : /
Tested Age Grade : /
Sample Received Date : 16 July, 2020
Testing Completed Date : 27 October, 2020

Tests conducted: For compliance with application, refer to attached page(s) for details.

Assess standard used:	Conclusion
FCC Part 15, Subpart C, Section 15.249 & ANSI C63,10-2013	PASS

Tested by:

Glory

Reviewed by:

Fly Liang

Approved by:



Position: Technical Supervisor

Date: 2021-01-02

This report sets forth our findings solely with respect to the test samples identified herein. The results set forth in this report are not indicative or representative of the quality or characteristics of the lot from which a test sample was taken or any similar or identical product unless specifically and expressly noted. Disagreement against this test report, if any, should be filed with to our company in writing within 15 days of receiving the report. Any copying or replication of this report to or for any other person or entity, or use of our name or trademark, is permitted only with our prior written permission.

AJT TESTING SERVICES LIMITED

Add: 1F & 2F Yifeng Building, Chenghua Industrial Zone, Chenghai District, Shantou, Guangdong, China 515800.

Tel: 86-754-85860999 Fax: 86-754-86984098 Website: www.ajtesting.com Email: info@ajtesting.com





Test Report



No.: AJT200716028E-1

TABLE OF CONTENTS

1 Test Standards	3
2 Summary	3
2.1 General Remarks.....	3
2.2 Final Assessment	3
3 Equipment Under Test.....	3
3.1 Short description of the Equipment Under Test (EUT).....	3
3.2 EUT Configuration	4
3.3 Description of Test Modes	4
4 Test Environment.....	5
4.1 Address of the test Laboratory.....	5
4.2 Test Facility	5
4.3 Environmental Conditions.....	5
4.4 Statement of the Measurement Uncertainty	6
4.5 Test Types and Results	6
5 Test Conditions and Results.....	6
5.1 Radiated Emission.....	6
5.2 20dB Bandwidth.....	23
5.3 Antenna Requirements	26
6 Test Equipment	27
7 Test Photographs	28
8 Photos of the EUT	28
9 Manufacturer/ Approval Holder Declaration.....	28

This report sets forth our findings solely with respect to the test samples identified herein. The results set forth in this report are not indicative or representative of the quality or characteristics of the lot from which a test sample was taken or any similar or identical product unless specifically and expressly noted. Disagreement against this test report, if any, should be filed with to our company in writing within 15 days of receiving the report. Any copying or replication of this report to or for any other person or entity, or use of our name or trademark, is permitted only with our prior written permission.

AJT TESTING SERVICES LIMITED

Add: 1F & 2F Yifeng Building, Chenghua Industrial Zone, Chenghai District, Shantou, Guangdong, China 515800.

Tel: 86-754-85860999 Fax: 86-754-86984098 Website: www.ajtesting.com Email: info@ajtesting.com

Page 2 of 28





Test Report



No.: AJT200716028E-1

1 Test Standards

The tests were performed according to following standards:
FCC Part 15, Subpart C, Section 15.249: Operation within the bands 902-928 MHz, 2400-2483.5 MHz, 5725-5875 MHz, and 24.0-24.25 GHz
ANSI C63.10-2013: American National Standard of Procedures for Compliance Testing of Unlicensed Wireless Devices

2 Summary

2.1 General Remarks

Date of receipt of test sample	16 July, 2020
Testing commenced on	16 July, 2020 ---- 27 October, 2020
Testing concluded on	27 October, 2020

2.2 Final Assessment

Test content:	Assessment
The RF requirements pertaining to the technical standards and tested operation modes are	Fulfilled
The equipment under test	Fulfilled the RF requirements

3 Equipment Under Test

3.1 Short description of the Equipment Under Test (EUT)

EUT Name	ROBOTIC TOYS
Model No.	1903
FCC ID	2AWZK-1903
Number of Tested Samples	1
Power Supply Voltage	DC: 4.5V(AAA*3)
Operating Mode	TX Mode
Operation Frequency	2409-2464MHz
Number of Channel	56
Modulation	GFSK
Antenna Type	Dedicated Antenna
Antenna Gain	0dBi

This report sets forth our findings solely with respect to the test samples identified herein. The results set forth in this report are not indicative or representative of the quality or characteristics of the lot from which a test sample was taken or any similar or identical product unless specifically and expressly noted. Disagreement against this test report, if any, should be filed with to our company in writing within 15 days of receiving the report. Any copying or replication of this report to or for any other person or entity, or use of our name or trademark, is permitted only with our prior written permission.

AJT TESTING SERVICES LIMITED

Add: 1F & 2F Yifeng Building, Chenghua Industrial Zone, Chenghai District, Shantou, Guangdong, China 515800.

Tel: 86-754-85860999 Fax: 86-754-86984098 Website: www.ajtesting.com Email: info@ajtesting.com





Test Report



No.: AJT200716028E-1

3.2 EUT Configuration

(The CDF filled by the applicant can be viewed at the test laboratory.)

The following peripheral devices and interface cables were connected during the measurement:

Not Applicable



3.3 Description of Test Modes

Pre-Scan has been conducted to determine the worst-case mode from all possible combinations between available modulations, data rates, XYZ axis and packet type. The worst case was found when the EUT was positioned on Y axis for radiated emission. The EUT was tested under the following mode.

EUT configure mode	Applicable to				Description
	RE < 1G	RE ≥ 1G	PLC	BW	
A	√	√	N/A	√	DC 4.5V from battery

Where RE < 1G: Radiated Emission below 1GHz

RE ≥ 1G: Radiated Emission above 1GHz

PLC: Power Line Conducted Emission

BW: 20dB bandwidth

Following channel(s) was (were) selected for the test as listed below.

Channel	Frequency (MHz)	Channel	Frequency (MHz)	Channel	Frequency (MHz)	Channel	Frequency (MHz)
1	2409	18	2426	35	2443	52	2460
2	2410	19	2427	36	2444	53	2461
3	2411	20	2428	37	2445	54	2462
4	2412	21	2429	38	2446	55	2463
5	2413	22	2430	39	2447	56	2464
6	2414	23	2431	40	2448		
7	2415	24	2432	41	2449		
8	2416	25	2433	42	2450		
9	2417	26	2434	43	2451		
10	2418	27	2435	44	2452		
11	2419	28	2436	45	2453		
12	2420	29	2437	46	2454		
13	2421	30	2438	47	2455		
14	2422	31	2439	48	2456		
15	2423	32	2440	49	2457		
16	2424	33	2441	50	2458		
17	2425	34	2442	51	2459		

This report sets forth our findings solely with respect to the test samples identified herein. The results set forth in this report are not indicative or representative of the quality or characteristics of the lot from which a test sample was taken or any similar or identical product unless specifically and expressly noted. Disagreement against this test report, if any, should be filed with to our company in writing within 15 days of receiving the report. Any copying or replication of this report to or for any other person or entity, or use of our name or trademark, is permitted only with our prior written permission.

AJT TESTING SERVICES LIMITED

Add: 1F & 2F Yifeng Building, Chenghua Industrial Zone, Chenghai District, Shantou, Guangdong, China 515800.

Tel: 86-754-85860999 Fax: 86-754-86984098 Website: www.ajtesting.com Email: info@ajtesting.com

Page 4 of 28





Test Report



No.: AJT200716028E-1

Channel List

Channel	Frequency (MHz)
The lowest channel	2409
The middle channel	2440
The highest channel	2464

Note: The more detailed channel, please refer to the product specifications

4 Test Environment

4.1 Address of the test Laboratory

Test Laboratory:	AJT Testing Services Limited
Test Site:	1F&2F YIFENG BUILDING, CHENGHUA INDUSTRIAL ZONE, CHENGHAI DISTRICT, SHANTOU CITY
Tel:	86-754-85860999
Fax:	86-754-86984098

4.2 Test Facility

The test facility is recognized, certified, or accredited by the following organizations:	
CNAS Accreditation NO.:	L4735
A2LA Accreditation NO.:	5443.01
Designation Number:	CN1263
Test Firm Registration Number:	127385
Industry Canada Site Registration Number:	25345
FCC Registration NO.:	0028094555

4.3 Environmental Conditions

During the measurement the environmental conditions were within the listed ranges:	
Temperature	15~35°C
Humidity	30~75%

This report sets forth our findings solely with respect to the test samples identified herein. The results set forth in this report are not indicative or representative of the quality or characteristics of the lot from which a test sample was taken or any similar or identical product unless specifically and expressly noted. Disagreement against this test report, if any, should be filed with to our company in writing within 15 days of receiving the report. Any copying or replication of this report to or for any other person or entity, or use of our name or trademark, is permitted only with our prior written permission.

AJT TESTING SERVICES LIMITED

Add: 1F & 2F Yifeng Building, Chenghua Industrial Zone, Chenghai District, Shantou, Guangdong, China 515800.

Tel: 86-754-85860999 Fax: 86-754-86984098 Website: www.ajtesting.com Email: info@ajtesting.com





Test Report



No.: AJT200716028E-1

4.4 Statement of the Measurement Uncertainty

The data and results referenced in this document are true and accurate. The reader is cautioned that there may be errors within the calibration limits of the equipment and facilities. The measurement uncertainty was calculated for all measurements listed in this test report acc. Furthermore, component and process variability of devices are similar to that tested may result in additional deviation. The manufacturer has the sole responsibility of continued compliance of the device.

Measurement Uncertainty (Standard: ETSI TR 100 028)	
Conducted emissions	$\pm 2.14\text{dB}$
Radiated Emission below 1GHz	$\pm 4.44\text{dB}$
Radiated Emission above 1GHz	$\pm 5.26\text{dB}$

This uncertainty represents an expanded uncertainty expressed at approximately the 95% confidence level using a coverage factor of $k=2$.

4.5 Test Types and Results

Standard: FCC PART 15, SUBPART C (SECTION 15.249)		
Standard section	Test Type	Result
§15.209 & §15.249(a)	Radiated Emission	PASS
§15.215(c)	20dB Bandwidth	PASS
§15.207(a)	Conducted Emission	N/A
§15.203	Antenna Requirement	PASS
§15.205	Restricted Band Around Fundamental Frequency	PASS

5 Test Conditions and Results

5.1 Radiated Emission

For test instruments and accessories used see section 6

5.1.1 Test Procedures

- (1) The EUT was placed on the top of a rotating table 1.5 meters (above 1GHz) and 0.8 meters (below 1GHz) above the ground at a 3 meters semi-anechoic chamber. The table was rotated 360 degrees to determine the position of the highest radiation.
- (2) The EUT was set 3 meters away from the interference-receiving antenna, which was mounted on the top of a variable-height antenna tower.
- (3) The antenna is a broadband antenna, and its height is varied from one meter to four meters above the ground to determine the maximum value of the field strength. Both horizontal and vertical polarizations of the antenna are set to make the measurement.
- (4) For each suspected emission, the EUT was arranged to its worst case and then the antenna was tuned to heights from 1 meter to 4 meters and the rotatable table was turned from 0 degrees to 360 degrees to find the maximum reading.
- (5) The test-receiver system was set to Peak Detect Function and Specified Bandwidth with Maximum Hold Mode.

This report sets forth our findings solely with respect to the test samples identified herein. The results set forth in this report are not indicative or representative of the quality or characteristics of the lot from which a test sample was taken or any similar or identical product unless specifically and expressly noted. Disagreement against this test report, if any, should be filed with to our company in writing within 15 days of receiving the report. Any copying or replication of this report to or for any other person or entity, or use of our name or trademark, is permitted only with our prior written permission.

AJT TESTING SERVICES LIMITED

Add: 1F & 2F Yifeng Building, Chenchua Industrial Zone, Chenghai District, Shantou, Guangdong, China 515800.

Tel: 86-754-85860999 Fax: 86-754-86984098 Website: www.ajtesting.com Email: info@ajtesting.com

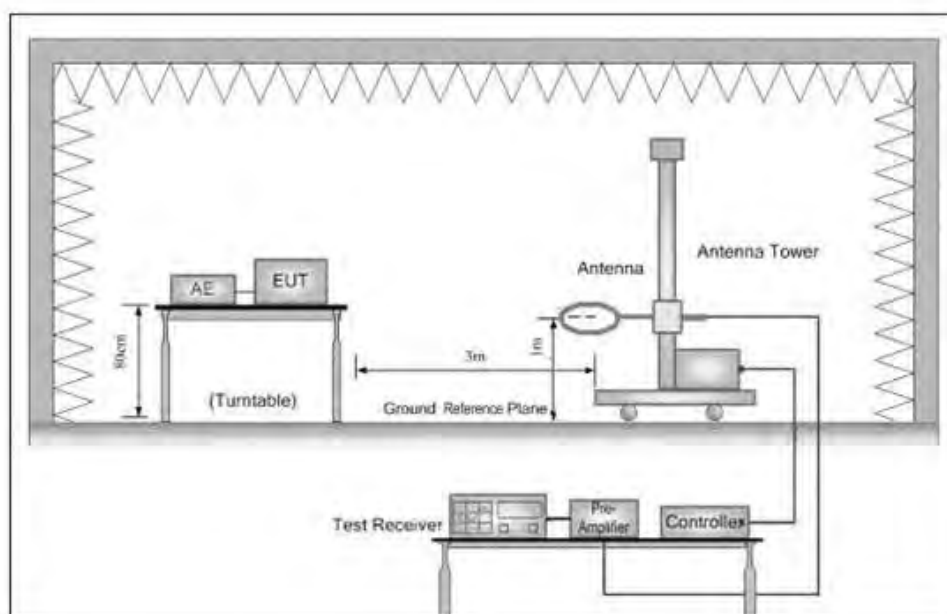


- (6) For below 30MHz, a loop antenna with its vertical plane is placed 3m from the EUT and rotated about its vertical axis for maximum response at each azimuth about the EUT. And the centre of the loop shall be 1m above the ground.
- (7) If the emission level of the EUT in peak mode was lower than the limit specified, then testing could be stopped and the peak values of the EUT would be reported. Otherwise the emissions would be re-tested one by one using peak, quasi-peak or average method as specified and then reported in a data sheet.

Note:

1. The resolution bandwidth and video bandwidth of test receiver/spectrum analyzer is 120kHz for Quasi-peak detection at frequency below 1GHz
2. The resolution bandwidth of test receiver/spectrum analyzer is 1MHz and video bandwidth is 3MHz for Peak detection at frequency above 1GHz.
3. All modes of operation were investigated and the worst-case emissions are reported
4. The testing of the EUT was performed on all 3 orthogonal axes; the worst-case test configuration was reported on the file test setup photo.

5.1.2 Test Setup



Below 30MHz

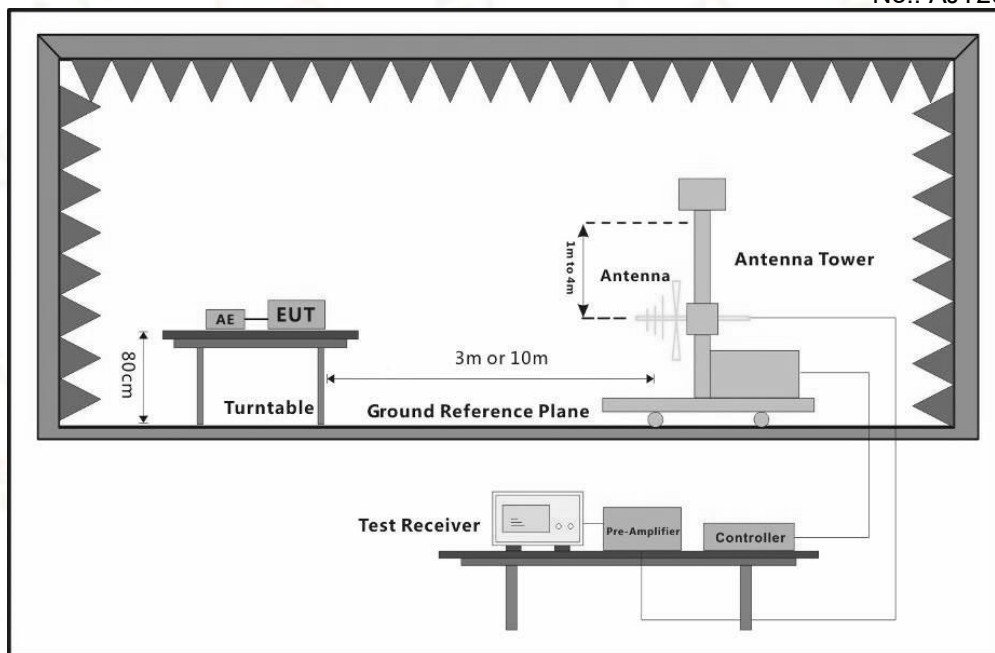
This report sets forth our findings solely with respect to the test samples identified herein. The results set forth in this report are not indicative or representative of the quality or characteristics of the lot from which a test sample was taken or any similar or identical product unless specifically and expressly noted. Disagreement against this test report, if any, should be filed with to our company in writing within 15 days of receiving the report. Any copying or replication of this report to or for any other person or entity, or use of our name or trademark, is permitted only with our prior written permission.

AJT TESTING SERVICES LIMITED

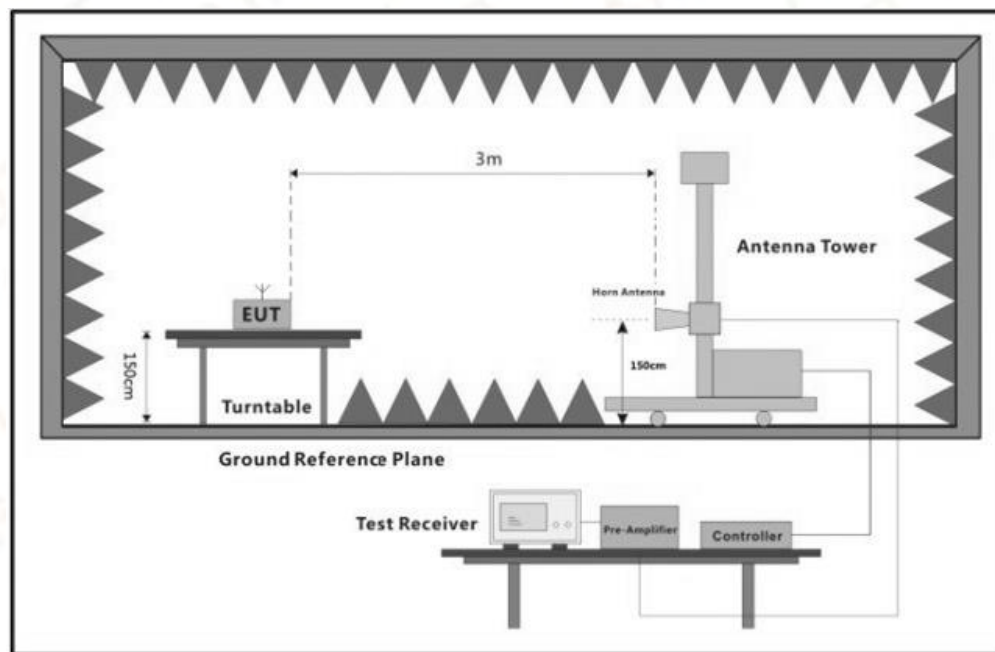
Add: 1F & 2F Yifeng Building, Chenchua Industrial Zone, Chenghai District, Shantou, Guangdong, China 515800.

Tel: 86-754-85860999 Fax: 86-754-86984098 Website: www.ajtesting.com Email: info@ajtesting.com





30MHz-1000MHz



Above 1GHz

This report sets forth our findings solely with respect to the test samples identified herein. The results set forth in this report are not indicative or representative of the quality or characteristics of the lot from which a test sample was taken or any similar or identical product unless specifically and expressly noted. Disagreement against this test report, if any, should be filed with to our company in writing within 15 days of receiving the report. Any copying or replication of this report to or for any other person or entity, or use of our name or trademark, is permitted only with our prior written permission.

AJT TESTING SERVICES LIMITED

Add: 1F & 2F Yifeng Building, Chenchua Industrial Zone, Changhai District, Shantou, Guangdong, China 515800.

Tel: 86-754-85860999 Fax: 86-754-86984098 Website: www.ajtesting.com Email: info@ajtesting.com





Test Report



No.: AJT200716028E-1

5.1.3 Test Limits

Emissions radiated outside of the specified bands, shall be according to the general radiated limits in 15.209 as following:

Frequencies (MHz)	Field strength (microvolts/meter)	Measurement distance (meters)
0.009 ~ 0.490	2400/F(kHz)	300
0.490 ~ 1.705	24000/F(kHz)	30
1.705 ~ 30.0	30	30
30 ~ 88	100	3
88 ~ 216	150	3
216 ~ 960	200	3
Above 960	500	3

According to §15.249(a), the field strength of emissions from intentional radiators operated within these frequency bands shall comply with the following:

Fundamental frequency	Filed strength of fundamental(milli-volts/meter)	Field strength of harmonics (micro-volts/meter)
902 ~ 928 MHz	50	500
2400 ~ 2483.5 MHz	50	500
5725 ~5875 MHz	50	500
24.0 ~24.25 GHz	250	2500

The emission limit in this paragraph is based on measurement instrumentation employing an average detector. The provisions in §15.35 for limiting peak emissions apply.

Note:

1. The lower limit shall apply at the transition frequencies.
2. Emission level (dBμV/m) = 20 log Emission level (μV/m).
3. As shown in 15.35(b), for frequencies above 1000MHz, the field strength limits are based on average detector, however, the peak field strength of any emission shall not exceed the maximum permitted average limits, specified above by more than 20dB under any condition of modulation.
4. Emission from 9kHz to 30MHz is more than 20dB below the limit.

This report sets forth our findings solely with respect to the test samples identified herein. The results set forth in this report are not indicative or representative of the quality or characteristics of the lot from which a test sample was taken or any similar or identical product unless specifically and expressly noted. Disagreement against this test report, if any, should be filed with to our company in writing within 15 days of receiving the report. Any copying or replication of this report to or for any other person or entity, or use of our name or trademark, is permitted only with our prior written permission.

AJT TESTING SERVICES LIMITED

Add: 1F & 2F Yifeng Building, Chenchua Industrial Zone, Chenghai District, Shantou, Guangdong, China 515800.

Tel: 86-754-85860999 Fax: 86-754-86984098 Website: www.ajtesting.com Email: info@ajtesting.com





Test Report



No.: AJT200716028E-1

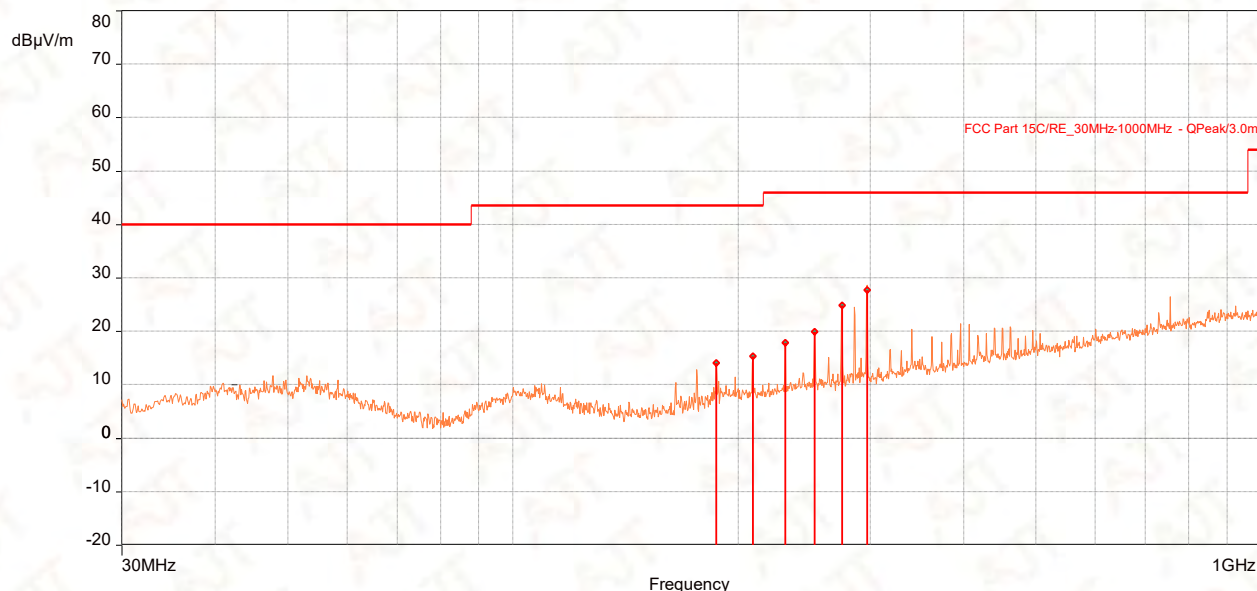
5.1.4 Test Results

The disturbance below 30MHz was very low, and the above harmonics were the highest point could be found when testing, so only the above harmonics had been displayed.

5.1.4.1 Radiated Emissions Test (Below 1GHz)

Test Point	Operation Mode	Result
Horizontal	TX mode (The worst channel: 2409MHz)	PASS

EUT Name	ROBOTIC TOYS
Operating Condition	DC: 4.5V(AAA*3)
Test Condition	Ambient Temperature: 26°C Humidity: 55%RH



Frequency (MHz)	Peak (dBμV/m)	QP (dBμV/m)	QP Lim. (dBμV/m)	Margin (dB)	Angle (°)	Height (m)	Polarization
187.043	14.06	/	43.50	-29.44	304.00	1.00	Horizontal
209.062	15.38	/	43.50	-28.12	288.00	1.00	Horizontal
231.081	17.87	/	46.00	-28.13	304.00	1.00	Horizontal
253.197	19.97	/	46.00	-26.03	272.00	1.00	Horizontal
275.119	24.87	/	46.00	-21.13	131.00	1.00	Horizontal
297.235	27.66	/	46.00	-18.34	311.00	1.00	Horizontal

Note:

- 1.QP is abbreviation of Quasi-Peak
- 2.Margin = Emission Level - Limit Value
- 3.The emission levels of other frequencies were more than 20dB margin against the limit

This report sets forth our findings solely with respect to the test samples identified herein. The results set forth in this report are not indicative or representative of the quality or characteristics of the lot from which a test sample was taken or any similar or identical product unless specifically and expressly noted. Disagreement against this test report, if any, should be filed with to our company in writing within 15 days of receiving the report. Any copying or replication of this report to or for any other person or entity, or use of our name or trademark, is permitted only with our prior written permission.

AJT TESTING SERVICES LIMITED

Add: 1F & 2F Yifeng Building, Chenchua Industrial Zone, Chenghai District, Shantou, Guangdong, China 515800.

Tel: 86-754-85860999 Fax: 86-754-86984098 Website: www.ajtesting.com Email: info@ajtesting.com





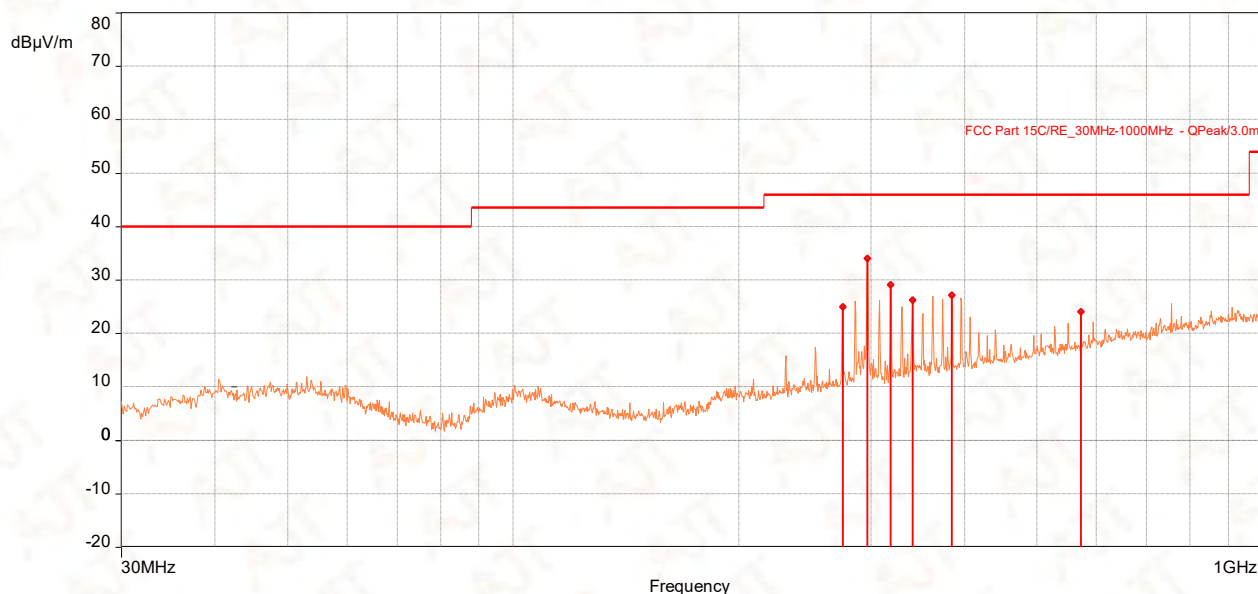
Test Report



No.: AJT200716028E-1

Test Point	Operation Mode	Result
Vertical	TX mode (The worst channel: 2409MHz)	PASS

EUT Name	ROBOTIC TOYS
Operating Condition	DC: 4.5V(AAA*3)
Test Condition	Ambient Temperature: 26°C Humidity: 55%RH



Frequency (MHz)	Peak (dBμV/m)	QP (dBμV/m)	QP Lim. (dBμV/m)	Margin (dB)	Angle (°)	Height (m)	Polarization
275.119	24.93	/	46.00	-21.07	63.00	1.00	Vertical
296.944	33.99	/	46.00	-12.01	2.00	1.00	Vertical
319.06	29.09	/	46.00	-16.91	0.00	1.00	Vertical
341.176	26.24	/	46.00	-19.76	86.00	1.00	Vertical
385.117	27.10	/	46.00	-18.90	310.00	1.00	Vertical
572.23	23.99	/	46.00	-22.01	63.00	1.00	Vertical

Note:

- 1.QP is abbreviation of Quasi-Peak
- 2.Margin = Emission Level - Limit Value
- 3.The emission levels of other frequencies were more than 20dB margin against the limit

This report sets forth our findings solely with respect to the test samples identified herein. The results set forth in this report are not indicative or representative of the quality or characteristics of the lot from which a test sample was taken or any similar or identical product unless specifically and expressly noted. Disagreement against this test report, if any, should be filed with to our company in writing within 15 days of receiving the report. Any copying or replication of this report to or for any other person or entity, or use of our name or trademark, is permitted only with our prior written permission.

AJT TESTING SERVICES LIMITED

Add: 1F & 2F Yifeng Building, Chenchua Industrial Zone, Chenghai District, Shantou, Guangdong, China 515800.

Tel: 86-754-85860999 Fax: 86-754-86984098 Website: www.ajtesting.com Email: info@ajtesting.com





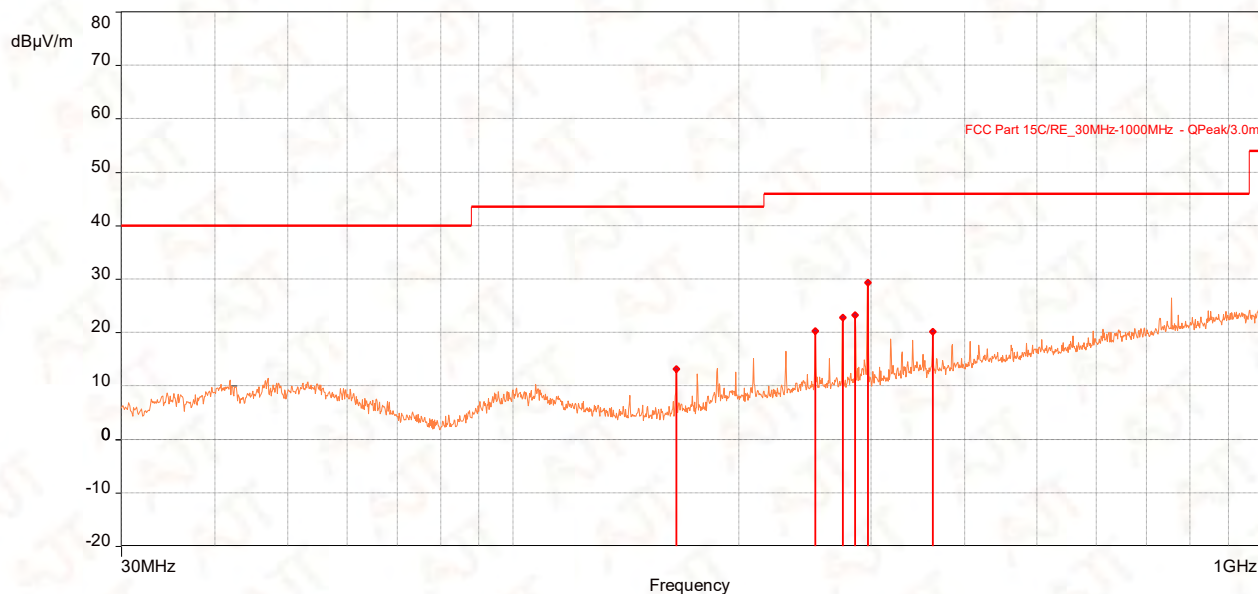
Test Report



No.: AJT200716028E-1

Test Point	Operation Mode	Result
Horizontal	TX mode (The middle channel: 2440MHz)	PASS

EUT Name	ROBOTIC TOYS
Operating Condition	DC: 4.5V(AAA*3)
Test Condition	Ambient Temperature: 26°C Humidity: 55%RH



Frequency (MHz)	Peak (dBμV/m)	QP (dBμV/m)	QP Lim. (dBμV/m)	Margin (dB)	Angle (°)	Height (m)	Polarization
165.024	13.19	/	43.50	-30.31	295.00	1.02	Horizontal
253.003	20.31	/	46.00	-25.69	134.00	1.02	Horizontal
275.119	22.77	/	46.00	-23.23	150.00	1.02	Horizontal
285.983	23.24	/	46.00	-22.76	279.00	1.02	Horizontal
297.138	29.35	/	46.00	-16.65	279.00	1.02	Horizontal
363.195	20.14	/	46.00	-25.86	124.00	1.02	Horizontal

Note:

- 1.QP is abbreviation of Quasi-Peak
- 2.Margin = Emission Level - Limit Value
- 3.The emission levels of other frequencies were more than 20dB margin against the limit

This report sets forth our findings solely with respect to the test samples identified herein. The results set forth in this report are not indicative or representative of the quality or characteristics of the lot from which a test sample was taken or any similar or identical product unless specifically and expressly noted. Disagreement against this test report, if any, should be filed with to our company in writing within 15 days of receiving the report. Any copying or replication of this report to or for any other person or entity, or use of our name or trademark, is permitted only with our prior written permission.

AJT TESTING SERVICES LIMITED

Add: 1F & 2F Yifeng Building, Chenchua Industrial Zone, Chenghai District, Shantou, Guangdong, China 515800.

Tel: 86-754-85860999 Fax: 86-754-86984098 Website: www.ajtesting.com Email: info@ajtesting.com





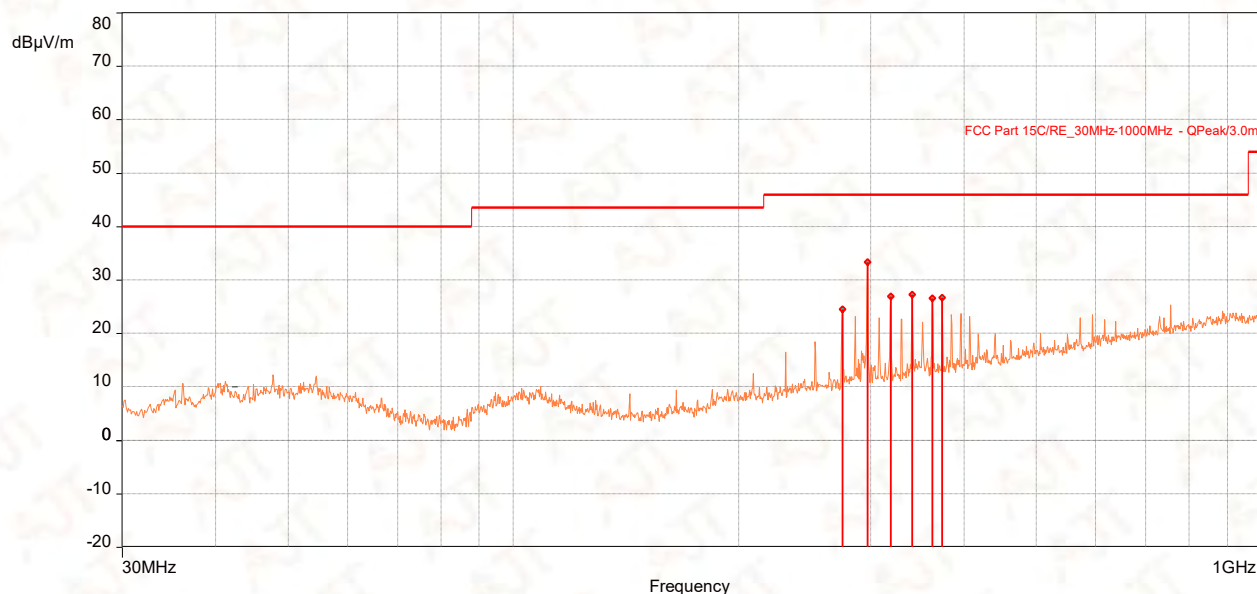
Test Report



No.: AJT200716028E-1

Test Point	Operation Mode	Result
Vertical	TX mode (The middle channel: 2440MHz)	PASS

EUT Name	ROBOTIC TOYS
Operating Condition	DC: 4.5V(AAA*3)
Test Condition	Ambient Temperature: 26°C Humidity: 55%RH



Frequency (MHz)	Peak (dBμV/m)	QP (dBμV/m)	QP Lim. (dBμV/m)	Margin (dB)	Angle (°)	Height (m)	Polarization
275.119	24.51	/	46.00	-21.49	28.00	1.00	Vertical
297.138	33.38	/	46.00	-12.62	9.00	1.00	Vertical
319.157	26.90	/	46.00	-19.10	357.00	1.00	Vertical
341.176	27.22	/	46.00	-18.78	65.00	1.00	Vertical
363.195	26.56	/	46.00	-19.44	280.00	1.00	Vertical
374.253	26.67	/	46.00	-19.33	280.00	1.00	Vertical

Note:

- 1.QP is abbreviation of Quasi-Peak
- 2.Margin = Emission Level - Limit Value
- 3.The emission levels of other frequencies were more than 20dB margin against the limit

This report sets forth our findings solely with respect to the test samples identified herein. The results set forth in this report are not indicative or representative of the quality or characteristics of the lot from which a test sample was taken or any similar or identical product unless specifically and expressly noted. Disagreement against this test report, if any, should be filed with to our company in writing within 15 days of receiving the report. Any copying or replication of this report to or for any other person or entity, or use of our name or trademark, is permitted only with our prior written permission.

AJT TESTING SERVICES LIMITED

Add: 1F & 2F Yifeng Building, Chenchua Industrial Zone, Chenghai District, Shantou, Guangdong, China 515800.

Tel: 86-754-85860999 Fax: 86-754-86984098 Website: www.ajtesting.com Email: info@ajtesting.com





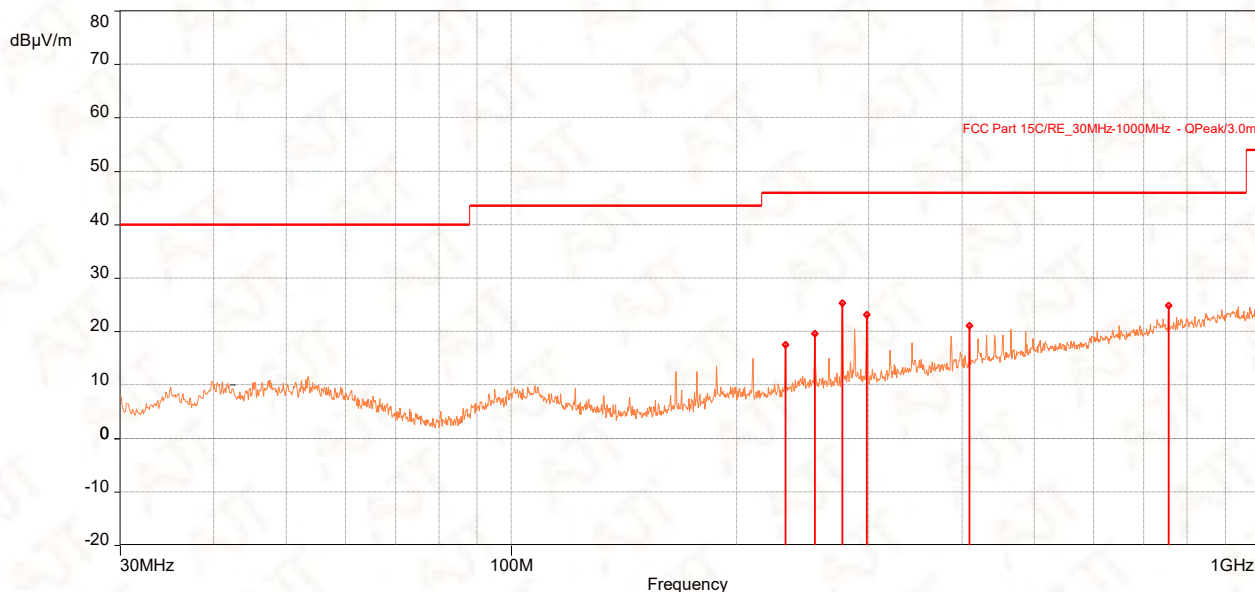
Test Report



No.: AJT200716028E-1

Test Point	Operation Mode	Result
Horizontal	TX mode (The highest channel: 2464MHz)	PASS

EUT Name	ROBOTIC TOYS
Operating Condition	DC: 4.5V(AAA*3)
Test Condition	Ambient Temperature: 26°C Humidity: 55%RH



Frequency (MHz)	Peak (dBμV/m)	QP (dBμV/m)	QP Lim. (dBμV/m)	Margin (dB)	Angle (°)	Height (m)	Polarization
232.439	17.48	/	46.00	-28.52	330.00	1.00	Horizontal
254.361	19.62	/	46.00	-26.38	318.00	1.00	Horizontal
276.671	25.35	/	46.00	-20.65	110.00	1.00	Horizontal
298.593	23.16	/	46.00	-22.84	262.00	1.00	Horizontal
409.464	21.02	/	46.00	-24.98	38.00	1.00	Horizontal
756.045	24.85	/	46.00	-21.15	300.00	1.00	Horizontal

Note:

- 1.QP is abbreviation of Quasi-Peak
- 2.Margin = Emission Level - Limit Value
- 3.The emission levels of other frequencies were more than 20dB margin against the limit

This report sets forth our findings solely with respect to the test samples identified herein. The results set forth in this report are not indicative or representative of the quality or characteristics of the lot from which a test sample was taken or any similar or identical product unless specifically and expressly noted. Disagreement against this test report, if any, should be filed with to our company in writing within 15 days of receiving the report. Any copying or replication of this report to or for any other person or entity, or use of our name or trademark, is permitted only with our prior written permission.

AJT TESTING SERVICES LIMITED

Add: 1F & 2F Yifeng Building, Chenghua Industrial Zone, Chenghai District, Shantou, Guangdong, China 515800.

Tel: 86-754-85860999 Fax: 86-754-86984098 Website: www.ajtesting.com Email: info@ajtesting.com





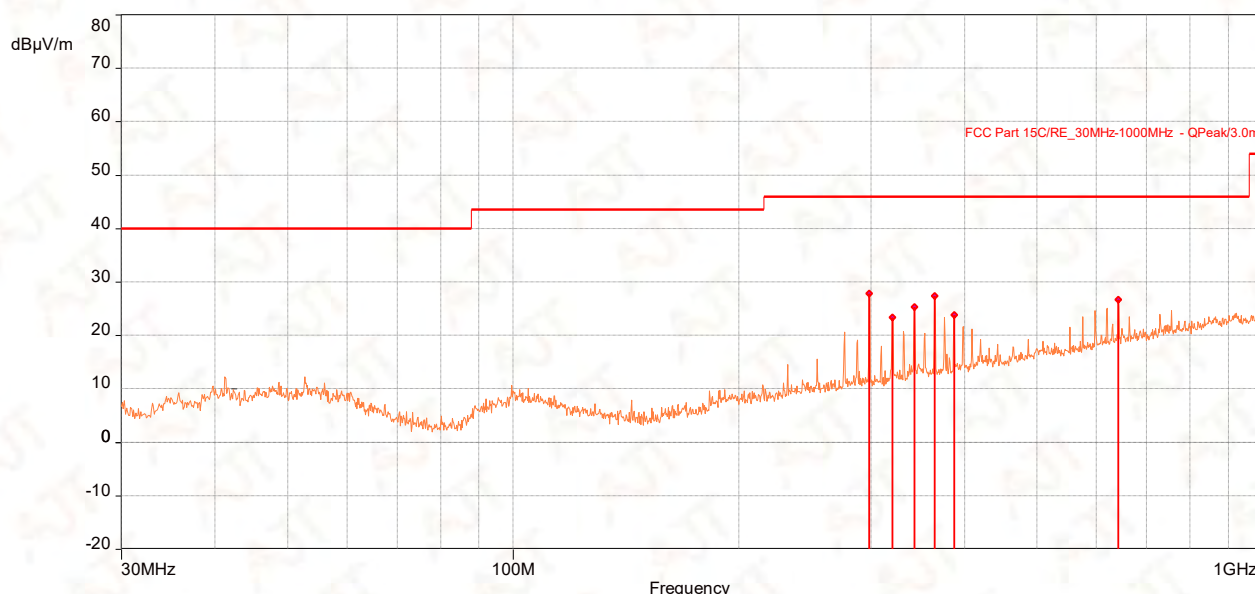
Test Report



No.: AJT200716028E-1

Test Point	Operation Mode	Result
Vertical	TX mode (The highest channel: 2464MHz)	PASS

EUT Name	ROBOTIC TOYS
Operating Condition	DC: 4.5V(AAA*3)
Test Condition	Ambient Temperature: 26°C Humidity: 55%RH



Frequency (MHz)	Peak (dBμV/m)	QP (dBμV/m)	QP Lim. (dBμV/m)	Margin (dB)	Angle (°)	Height (m)	Polarization
298.787	27.88	/	46.00	-18.12	320.00	1.00	Vertical
320.612	23.40	/	46.00	-22.60	250.00	1.00	Vertical
342.922	25.28	/	46.00	-20.72	98.00	1.00	Vertical
365.329	27.37	/	46.00	-18.63	275.00	1.00	Vertical
387.542	23.79	/	46.00	-22.21	299.00	1.00	Vertical
641.585	26.63	/	46.00	-19.37	107.00	1.00	Vertical

Note:

- 1.QP is abbreviation of Quasi-Peak
- 2.Margin = Emission Level - Limit Value
- 3.The emission levels of other frequencies were more than 20dB margin against the limit

This report sets forth our findings solely with respect to the test samples identified herein. The results set forth in this report are not indicative or representative of the quality or characteristics of the lot from which a test sample was taken or any similar or identical product unless specifically and expressly noted. Disagreement against this test report, if any, should be filed with to our company in writing within 15 days of receiving the report. Any copying or replication of this report to or for any other person or entity, or use of our name or trademark, is permitted only with our prior written permission.

AJT TESTING SERVICES LIMITED

Add: 1F & 2F Yifeng Building, Chenchua Industrial Zone, Chenghai District, Shantou, Guangdong, China 515800.

Tel: 86-754-85860999 Fax: 86-754-86984098 Website: www.ajtesting.com Email: info@ajtesting.com





Test Report



No.: AJT200716028E-1

5.1.4.2 Radiated Emissions Test (Above 1GHz)

EUT Name	ROBOTIC TOYS		
Channel	The Lowest Channel (2409MHz)	Detector Function	Peak (PK) Average (AV)
Frequency Range	Above 1GHz	Result	PASS

Antenna Polarity & Test Distance: Horizontal At 3m								
Frequency (MHz)	Emission Level (dBμV/m)	Limit (dBμV/m)	Margin (dB)	Height (m)	Angle (°)	Polarization	Correction (dB)	Detector
2390.04	37.04	54.00	-16.96	1.52	112.00	Horizontal	-3.93	Average
2400	36.25	54.00	-17.75	1.52	136.00	Horizontal	-3.93	Average
*2409	65.64	94.00	-28.36	1.52	157.00	Horizontal	-3.93	Average
4818.75	35.01	54.00	-18.99	1.99	270.00	Horizontal	-3.93	Average
7227.5	37.43	54.00	-16.57	1.01	28.00	Horizontal	-3.93	Average
2390.04	40.97	74.00	-33.03	1.52	112.00	Horizontal	-2.58	Peak
2400	40.18	74.00	-33.82	1.52	136.00	Horizontal	-2.53	Peak
*2409	69.57	114.00	-44.43	1.52	157.00	Horizontal	-2.44	Peak
4818.75	38.94	74.00	-35.06	1.99	270.00	Horizontal	2.47	Peak
7227.5	41.36	74.00	-32.64	1.01	28.00	Horizontal	8.04	Peak

Antenna Polarity & Test Distance: Vertical At 3m								
Frequency (MHz)	Emission Level (dBμV/m)	Limit (dBμV/m)	Margin (dB)	Height (m)	Angle (°)	Polarization	Correction (dB)	Detector
2380.44	41.94	54.00	-12.06	1.50	0.00	Vertical	-3.93	Average
2400	38.47	54.00	-15.53	1.50	30.00	Vertical	-3.93	Average
*2409	69.32	94.00	-24.68	1.50	188.00	Vertical	-3.93	Average
4818.75	34.10	54.00	-19.90	1.99	328.00	Vertical	-3.93	Average
7227.5	37.86	54.00	-16.14	1.00	73.00	Vertical	-3.93	Average
2380.44	45.87	74.00	-28.13	1.50	0.00	Vertical	-2.43	Peak
2400	42.40	74.00	-31.60	1.50	30.00	Vertical	-2.53	Peak
*2409	73.25	114.00	-40.75	1.50	188.00	Vertical	-2.44	Peak
4818.75	38.03	74.00	-35.97	1.99	328.00	Vertical	2.47	Peak
7227.5	41.79	74.00	-32.21	1.00	73.00	Vertical	8.04	Peak

Remarks:

1. Emission level (dBuV/m) = Raw Value (dBuV) + Correction Factor (dB/m)
2. Correction Factor (dB/m) = Antenna Factor (dB/m) + Cable Factor (dB)
3. The emission levels of other frequencies were more than 20dB margin against the limit.
4. Margin = Emission level - Limit value
5. " * ": Fundamental frequency.
6. The average value of fundamental frequency is: Average value = Peak value +AV factor, where the AV factor is calculated from following formula: AV factor=20 log (Duty cycle) = 20 log (63.59%) = -3.93dB, please see 5.1.4.3.

This report sets forth our findings solely with respect to the test samples identified herein. The results set forth in this report are not indicative or representative of the quality or characteristics of the lot from which a test sample was taken or any similar or identical product unless specifically and expressly noted. Disagreement against this test report, if any, should be filed with to our company in writing within 15 days of receiving the report. Any copying or replication of this report to or for any other person or entity, or use of our name or trademark, is permitted only with our prior written permission.

AJT TESTING SERVICES LIMITED

Add: 1F & 2F Yifeng Building, Chenchua Industrial Zone, Chenghai District, Shantou, Guangdong, China 515800.

Tel: 86-754-85860999 Fax: 86-754-86984098 Website: www.ajtesting.com Email: info@ajtesting.com





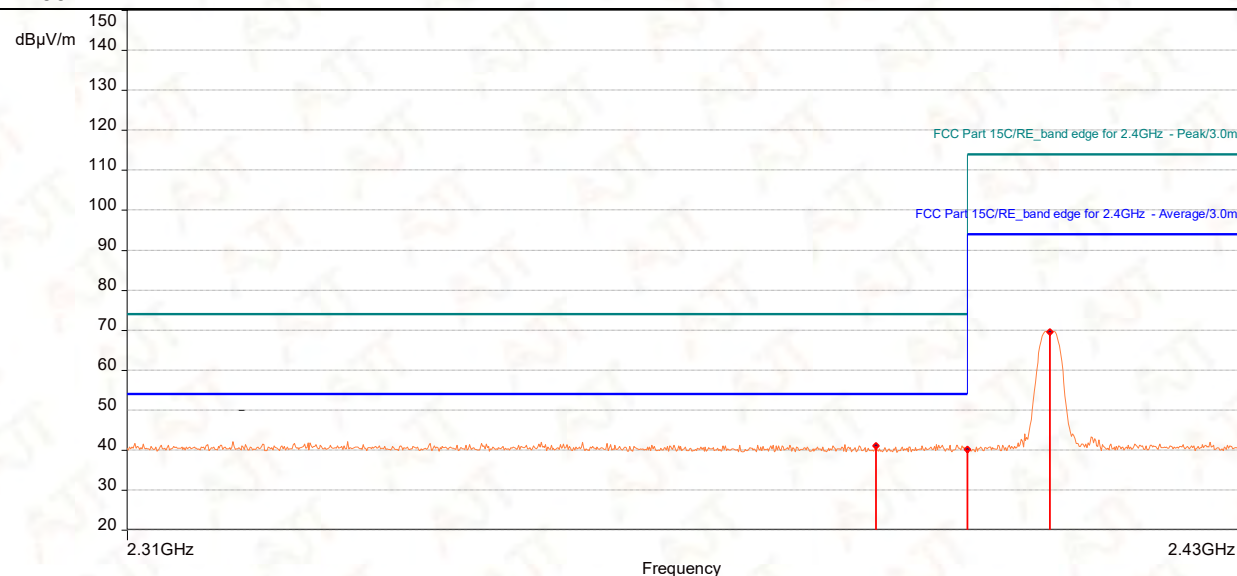
Test Report



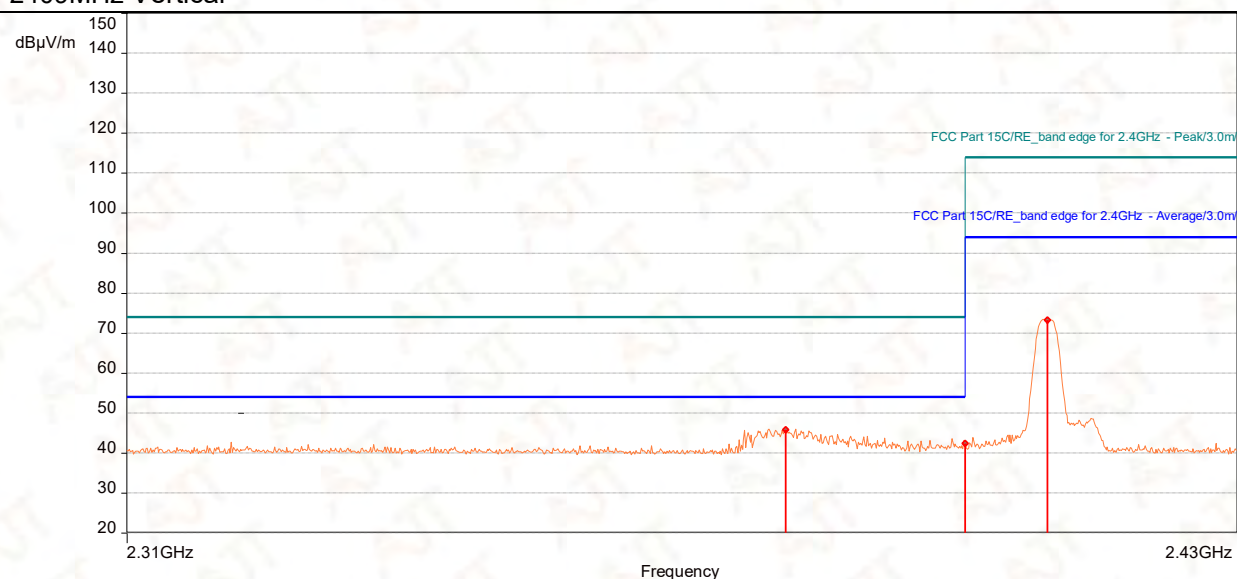
No.: AJT200716028E-1

Band Edge Plot

2409MHz Horizontal



2409MHz Vertical



This report sets forth our findings solely with respect to the test samples identified herein. The results set forth in this report are not indicative or representative of the quality or characteristics of the lot from which a test sample was taken or any similar or identical product unless specifically and expressly noted. Disagreement against this test report, if any, should be filed with to our company in writing within 15 days of receiving the report. Any copying or replication of this report to or for any other person or entity, or use of our name or trademark, is permitted only with our prior written permission.

AJT TESTING SERVICES LIMITED

Add: 1F & 2F Yifeng Building, Chenghua Industrial Zone, Chenghai District, Shantou, Guangdong, China 515800.

Tel: 86-754-85860999 Fax: 86-754-86984098 Website: www.ajtesting.com Email: info@ajtesting.com





Test Report



No.: AJT200716028E-1

EUT Name	ROBOTIC TOYS		
Channel	The Middle Channel (2440mhz)	Detector Function	Peak (PK) Average (AV)
Frequency Range	Above 1GHz	Result	PASS

Antenna Polarity & Test Distance: Horizontal At 3m								
Frequency (MHz)	Emission Level (dBμV/m)	Limit (dBμV/m)	Margin (dB)	Height (m)	Angle (°)	Polarization	Correction (dB)	Detector
*2440.748	78.04	94.00	-15.96	1.51	40.00	Horizontal	-3.93	Average
4881.025	41.10	54.00	-12.90	1.98	144.00	Horizontal	-3.93	Average
7320.325	38.71	54.00	-15.29	1.98	64.00	Horizontal	-3.93	Average
*2440.748	81.97	114.00	-32.03	1.51	40.00	Horizontal	-2.63	Peak
4881.025	45.03	74.00	-28.97	1.98	144.00	Horizontal	1.88	Peak
7320.325	42.64	74.00	-31.36	1.98	64.00	Horizontal	8.19	Peak
Antenna Polarity & Test Distance: Vertical At 3m								
Frequency (MHz)	Emission Level (dBμV/m)	Limit (dBμV/m)	Margin (dB)	Height (m)	Angle (°)	Polarization	Correction (dB)	Detector
*2440.748	77.61	94.00	-16.39	1.50	53.00	Vertical	-3.93	Average
4881.025	40.81	54.00	-13.19	1.99	30.00	Vertical	-3.93	Average
7320.325	37.65	54.00	-16.35	1.00	237.00	Vertical	-3.93	Average
*2440.748	81.54	114.00	-32.46	1.50	53.00	Vertical	-2.63	Peak
4881.025	44.74	74.00	-29.26	1.99	30.00	Vertical	1.88	Peak
7320.325	41.58	74.00	-32.42	1.00	237.00	Vertical	8.19	Peak
Remarks: 1. Emission level (dBuV/m) = Raw Value (dBuV) + Correction Factor (dB/m) 2. Correction Factor (dB/m) = Antenna Factor (dB/m) + Cable Factor (dB) 3. The emission levels of other frequencies were more than 20dB margin against the limit. 4. Margin = Emission level - Limit value 5. " * ": Fundamental frequency. 6. The average value of fundamental frequency is: Average value = Peak value +AV factor, where the AV factor is calculated from following formula: AV factor=20 log (Duty cycle) = 20 log (63.59%) = -3.93dB, please see 5.1.4.3.								

This report sets forth our findings solely with respect to the test samples identified herein. The results set forth in this report are not indicative or representative of the quality or characteristics of the lot from which a test sample was taken or any similar or identical product unless specifically and expressly noted. Disagreement against this test report, if any, should be filed with to our company in writing within 15 days of receiving the report. Any copying or replication of this report to or for any other person or entity, or use of our name or trademark, is permitted only with our prior written permission.

AJT TESTING SERVICES LIMITED

Add: 1F & 2F Yifeng Building, Chenghua Industrial Zone, Chenghai District, Shantou, Guangdong, China 515800.

Tel: 86-754-85860999 Fax: 86-754-86984098 Website: www.ajtesting.com Email: info@ajtesting.com





Test Report



No.: AJT200716028E-1

EUT Name	ROBOTIC TOYS		
Channel	The Highest Channel (2464MHz)	Detector Function	Peak (PK) Average (AV)
Frequency Range	Above 1GHz	Result	PASS

Antenna Polarity & Test Distance: Horizontal At 3m								
Frequency (MHz)	Emission Level (dB μ V/m)	Limit (dB μ V/m)	Margin (dB)	Height (m)	Angle (°)	Polarization	Correction (dB)	Detector
*2464	78.31	94.00	-15.69	1.52	48.00	Horizontal	-3.93	Average
2483.5	36.14	54.00	-17.86	1.52	253.00	Horizontal	-3.93	Average
4928.025	43.44	54.00	-10.56	2.00	167.00	Horizontal	-3.93	Average
7392	39.22	54.00	-14.78	1.01	341.00	Horizontal	-3.93	Average
*2464	82.24	114.00	-31.76	1.52	48.00	Horizontal	-2.51	Peak
2483.5	40.07	74.00	-33.93	1.52	253.00	Horizontal	-2.67	Peak
4928.025	47.37	74.00	-26.63	2.00	167.00	Horizontal	2.02	Peak
7392	43.15	74.00	-30.85	1.01	341.00	Horizontal	8.33	Peak
Antenna Polarity & Test Distance: Vertical At 3m								
Frequency (MHz)	Emission Level (dB μ V/m)	Limit (dB μ V/m)	Margin (dB)	Height (m)	Angle (°)	Polarization	Correction (dB)	Detector
*2464	79.72	94.00	-14.28	1.50	142.00	Vertical	-3.93	Average
2483.5	36.95	54.00	-17.05	1.50	99.00	Vertical	-3.93	Average
4928.025	42.25	54.00	-11.75	1.99	20.00	Vertical	-3.93	Average
7392	38.13	54.00	-15.87	1.00	32.00	Vertical	-3.93	Average
*2464	83.65	114.00	-30.35	1.50	142.00	Vertical	-2.51	Peak
2483.5	40.88	74.00	-33.12	1.50	99.00	Vertical	-2.67	Peak
4928.025	46.18	74.00	-27.82	1.99	20.00	Vertical	2.02	Peak
7392	42.06	74.00	-31.94	1.00	32.00	Vertical	8.33	Peak
Remarks: 1. Emission level (dB μ V/m) = Raw Value (dB μ V) + Correction Factor (dB/m) 2. Correction Factor (dB/m) = Antenna Factor (dB/m) + Cable Factor (dB) 3. The emission levels of other frequencies were more than 20dB margin against the limit. 4. Margin = Emission level - Limit value 5. " * ": Fundamental frequency. 6. The average value of fundamental frequency is: Average value = Peak value +AV factor, where the AV factor is calculated from following formula: AV factor=20 log (Duty cycle) = 20 log (63.59%) = -3.93dB, please see 5.1.4.3.								

This report sets forth our findings solely with respect to the test samples identified herein. The results set forth in this report are not indicative or representative of the quality or characteristics of the lot from which a test sample was taken or any similar or identical product unless specifically and expressly noted. Disagreement against this test report, if any, should be filed with to our company in writing within 15 days of receiving the report. Any copying or replication of this report to or for any other person or entity, or use of our name or trademark, is permitted only with our prior written permission.

AJT TESTING SERVICES LIMITED

Add: 1F & 2F Yifeng Building, Chenchua Industrial Zone, Chenghai District, Shantou, Guangdong, China 515800.

Tel: 86-754-85860999 Fax: 86-754-86984098 Website: www.ajtesting.com Email: info@ajtesting.com





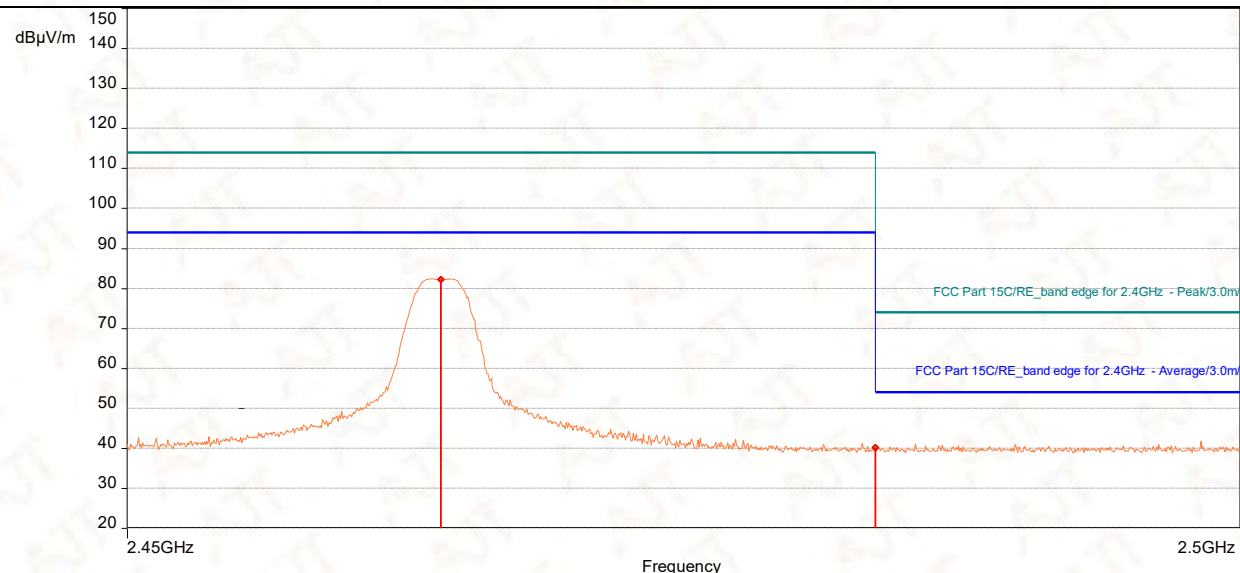
Test Report



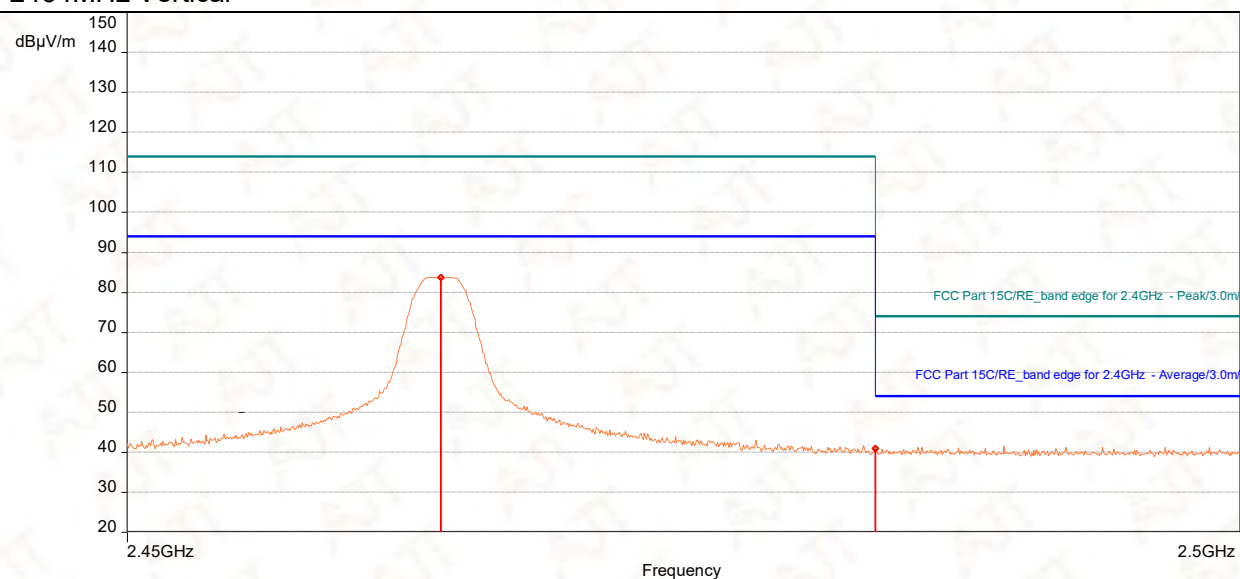
No.: AJT200716028E-1

Band Edge Plot

2464MHz Horizontal



2464MHz Vertical



This report sets forth our findings solely with respect to the test samples identified herein. The results set forth in this report are not indicative or representative of the quality or characteristics of the lot from which a test sample was taken or any similar or identical product unless specifically and expressly noted. Disagreement against this test report, if any, should be filed with to our company in writing within 15 days of receiving the report. Any copying or replication of this report to or for any other person or entity, or use of our name or trademark, is permitted only with our prior written permission.

AJT TESTING SERVICES LIMITED

Add: 1F & 2F Yifeng Building, Chenchua Industrial Zone, Chenghai District, Shantou, Guangdong, China 515800.

Tel: 86-754-85860999 Fax: 86-754-86984098 Website: www.ajtesting.com Email: info@ajtesting.com





Test Report



No.: AJT200716028E-1

5.1.4.3 Calculation of Average Factor

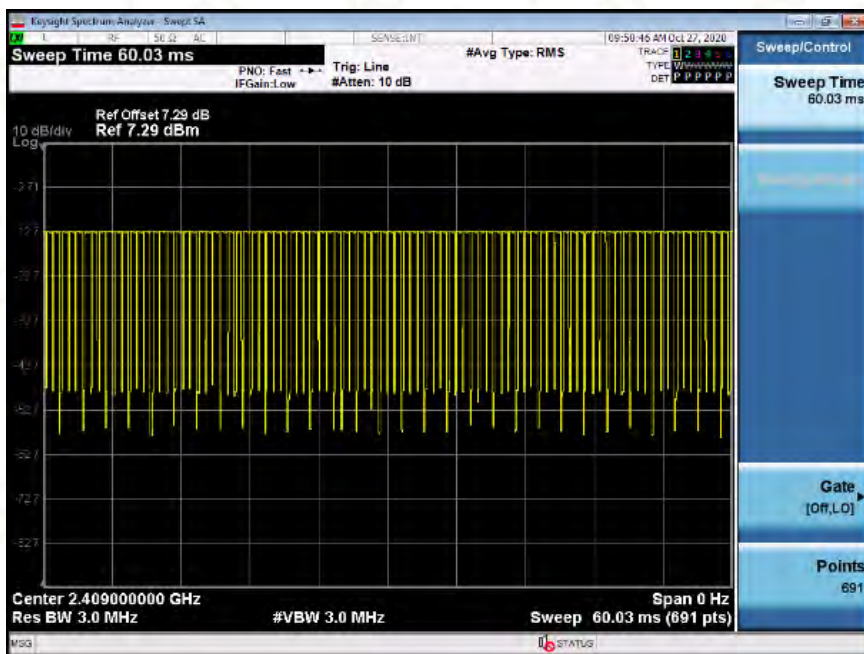
Effective period of the cycle = 0.407ms

The duration of one cycle = 0.640ms

Duty Cycle = 0.407ms / 0.640ms = 63.59%

Averaging factor in dB = 20 log (duty cycle) = 20 log (63.59%) = -3.93dB

60ms Duty Cycle



This report sets forth our findings solely with respect to the test samples identified herein. The results set forth in this report are not indicative or representative of the quality or characteristics of the lot from which a test sample was taken or any similar or identical product unless specifically and expressly noted. Disagreement against this test report, if any, should be filed with to our company in writing within 15 days of receiving the report. Any copying or replication of this report to or for any other person or entity, or use of our name or trademark, is permitted only with our prior written permission.

AJT TESTING SERVICES LIMITED

Add: 1F & 2F Yifeng Building, Chenchua Industrial Zone, Chenghai District, Shantou, Guangdong, China 515800.

Tel: 86-754-85860999 Fax: 86-754-86984098 Website: www.ajtesting.com Email: info@ajtesting.com



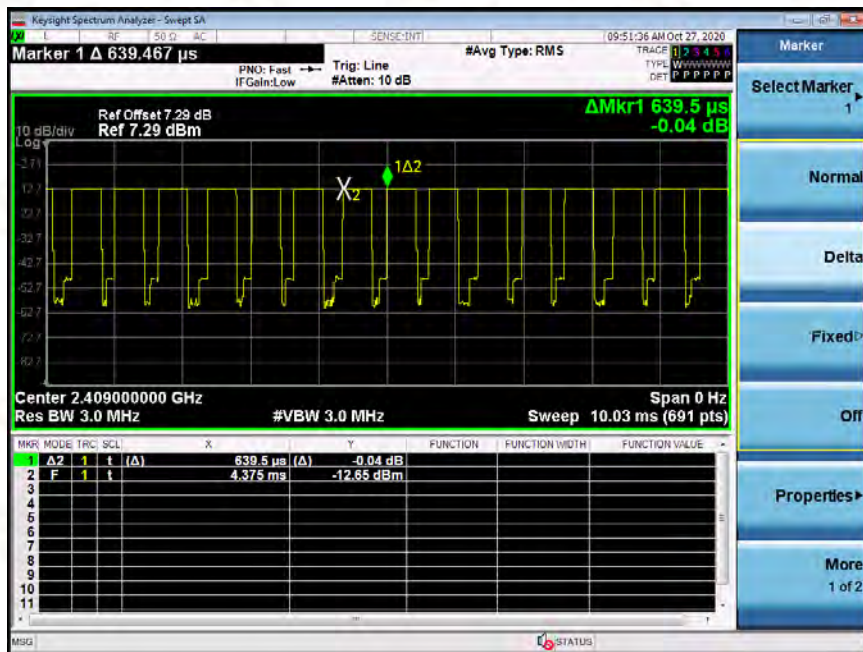


Test Report

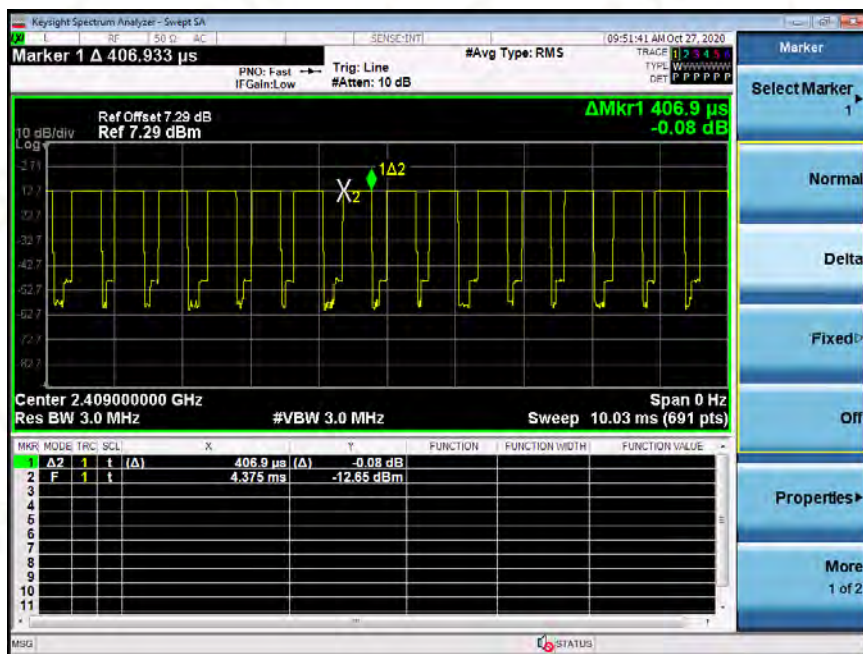


No.: AJT200716028E-1

The duration of one cycle



Ton



This report sets forth our findings solely with respect to the test samples identified herein. The results set forth in this report are not indicative or representative of the quality or characteristics of the lot from which a test sample was taken or any similar or identical product unless specifically and expressly noted. Disagreement against this test report, if any, should be filed with to our company in writing within 15 days of receiving the report. Any copying or replication of this report to or for any other person or entity, or use of our name or trademark, is permitted only with our prior written permission.

AJT TESTING SERVICES LIMITED

Add: 1F & 2F Yifeng Building, Chenchua Industrial Zone, Chenghai District, Shantou, Guangdong, China 515800.

Tel: 86-754-85860999 Fax: 86-754-86984098 Website: www.ajtesting.com Email: info@ajtesting.com





Test Report



No.: AJT200716028E-1

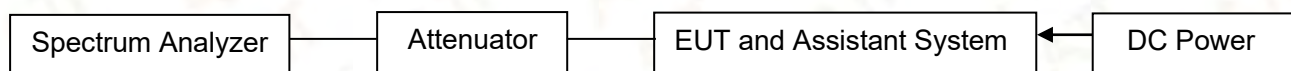
5.2 20dB Bandwidth

For test instruments and accessories used see section 6

5.2.1 Test Procedures

- (1) Check the calibration of the measuring instrument using either an internal calibrator or a known signal from an external generator.
- (2) Turn on the EUT and connect it to measurement instrument. Then set it to any one convenient frequency within its operating range. Set a reference level on the measuring instrument equal to the highest peak value.
- (3) Measure the frequency difference of two frequencies that were attenuated 20dB from the reference level. Record the frequency difference as the emission bandwidth.
- (4) Repeat above procedures until all frequencies measured were complete.

5.2.2 Test Setup



5.2.3 Test Limits

According to FCC 15.215(c), must be designed to ensure that the 20dB bandwidth of the emission, or whatever bandwidth may otherwise be specified in the specific rule section under which the equipment operates, is contained within the frequency band designated in the rule section under which the equipment is operated.

5.2.4 Test Results

Channel	frequency (MHz)	F _L (MHz)	F _H (MHz)	20dB Bandwidth (MHz)
The lowest channel	2409	2407.984	2409.980	1.996
The middle channel	2440	2439.968	2442.964	1.996
The highest channel	2464	2462.972	2464.988	2.016

This report sets forth our findings solely with respect to the test samples identified herein. The results set forth in this report are not indicative or representative of the quality or characteristics of the lot from which a test sample was taken or any similar or identical product unless specifically and expressly noted. Disagreement against this test report, if any, should be filed with to our company in writing within 15 days of receiving the report. Any copying or replication of this report to or for any other person or entity, or use of our name or trademark, is permitted only with our prior written permission.

AJT TESTING SERVICES LIMITED

Add: 1F & 2F Yifeng Building, Chenchua Industrial Zone, Chenghai District, Shantou, Guangdong, China 515800.

Tel: 86-754-85860999 Fax: 86-754-86984098 Website: www.ajtesting.com Email: info@ajtesting.com





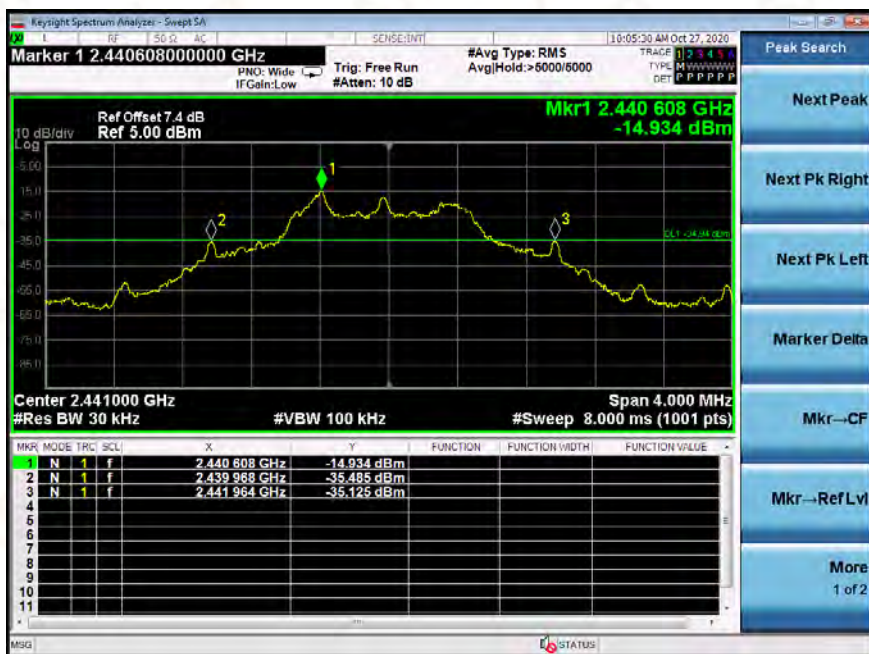
Test Report



No.: AJT200716028E-1



2409MHz



2440MHz

This report sets forth our findings solely with respect to the test samples identified herein. The results set forth in this report are not indicative or representative of the quality or characteristics of the lot from which a test sample was taken or any similar or identical product unless specifically and expressly noted. Disagreement against this test report, if any, should be filed with to our company in writing within 15 days of receiving the report. Any copying or replication of this report to or for any other person or entity, or use of our name or trademark, is permitted only with our prior written permission.

AJT TESTING SERVICES LIMITED

Add: 1F & 2F Yifeng Building, Chenchua Industrial Zone, Chenghai District, Shantou, Guangdong, China 515800.

Tel: 86-754-85860999 Fax: 86-754-86984098 Website: www.ajtesting.com Email: info@ajtesting.com





Test Report



No.: AJT200716028E-1



2464MHz

This report sets forth our findings solely with respect to the test samples identified herein. The results set forth in this report are not indicative or representative of the quality or characteristics of the lot from which a test sample was taken or any similar or identical product unless specifically and expressly noted. Disagreement against this test report, if any, should be filed with to our company in writing within 15 days of receiving the report. Any copying or replication of this report to or for any other person or entity, or use of our name or trademark, is permitted only with our prior written permission.

AJT TESTING SERVICES LIMITED

Add: 1F & 2F Yifeng Building, Chenchua Industrial Zone, Chenghai District, Shantou, Guangdong, China 515800.

Tel: 86-754-85860999 Fax: 86-754-86984098 Website: www.ajtesting.com Email: info@ajtesting.com





Test Report



No.: AJT200716028E-1

5.3 Antenna Requirements

Test Standard:
FCC Part 15, Subpart C 15.203

Standard Requirement:

An intentional radiator shall be designed to ensure that no antenna other than that furnished by the responsible party shall be used with the device. The use of a permanently attached antenna or of an antenna that uses a unique coupling to the intentional radiator, the manufacturer may design the unit so that a broken antenna can be replaced by the user. but the use of a standard antenna jack or electrical connector is prohibited.

EUT Antenna:

The antenna is integrated on the main PCB and no consideration of replacement. The best case gain of the antenna is 0dBi. Antenna location: Refer to Appendix (Internal photos).

This report sets forth our findings solely with respect to the test samples identified herein. The results set forth in this report are not indicative or representative of the quality or characteristics of the lot from which a test sample was taken or any similar or identical product unless specifically and expressly noted. Disagreement against this test report, if any, should be filed with to our company in writing within 15 days of receiving the report. Any copying or replication of this report to or for any other person or entity, or use of our name or trademark, is permitted only with our prior written permission.

AJT TESTING SERVICES LIMITED

Add: 1F & 2F Yifeng Building, Chenghua Industrial Zone, Chenghai District, Shantou, Guangdong, China 515800.
Tel: 86-754-85860999 Fax: 86-754-86984098 Website: www.ajtesting.com Email: info@ajtesting.com





Test Report



No.: AJT200716028E-1

6 Test Equipment

Item	Test Equipment	Manufacturer	Model No.	Serial No.	Last Cal.	Next Cal.
1	Spectrum Analyzer	Keysight	N9010A	MY51120099	2020/06/22	2021/06/22
2	JS0806-2 RF Control Unit	Tonscend	JS0806-2	188060124	202012/18	2021/12/18
3	Broadband Preamplifier	SCHWARZBECK	BBV 9743B	00067	2020/03/28	2021/03/28
4	Broadband Preamplifier	SCHWARZBECK	BBV 9718B	00062	2020/03/28	2021/03/28
5	EMI Test Receiver	ROHDE & SCHWARZ	ESR3	102452	2020/06/22	2021/06/22
6	Trilog Broadband Antenna	SCHWARZBECK	VULB 9163	9163-1127	2020/06/12	2021/06/12
7	Horn Antenna	SCHWARZBECK	BBHA 9120D	01829	2020/06/04	2021/06/04
8	DC Power Supply	SIGLENT	SPD1168X	SPD1XEAD3 R 0167	2020/06/02	2021/06/02
9	Vector Signal Generator	Keysight	N5172B-506	MY53052255	2020/06/04	2021/06/04
10	EXG Analog Signal Generator	Keysight	N5171B-506	MY53051692	2020/06/22	2021/06/22
11	Temperature Humidity Chamber	Yiheng	BPS-50CB	191005684	2020/12/07	2021/12/07
12	Temperature And Humidity Indicator	JianDaRenKe	Cos-03	0612058	2020/07/01	2021/07/01
13	BAT-EMC Testing (Test Software)	NEXIO	BAT-EMC	Version: 3.16.0.74	N/A	N/A
14	JS1120-3 Test System (Test Software)	Tonscend	JS1120-3	Version: 2.5.77.0418	N/A	N/A
15	Double Ridge Guide Horn Antennas	A.H.Systems	SAS-574	588	2020/07/02	2021/07/02
16	Active Loop Antenna	BeiJing DaZe technology co. LTD	ZN30900C	15015	2020/03/31	2021/03/31
17	Double Ridged Horn Antenna	A.H.Systems	SAS-574	588	2020/07/09	2021/07/09

This report sets forth our findings solely with respect to the test samples identified herein. The results set forth in this report are not indicative or representative of the quality or characteristics of the lot from which a test sample was taken or any similar or identical product unless specifically and expressly noted. Disagreement against this test report, if any, should be filed with to our company in writing within 15 days of receiving the report. Any copying or replication of this report to or for any other person or entity, or use of our name or trademark, is permitted only with our prior written permission.

AJT TESTING SERVICES LIMITED

Add: 1F & 2F Yifeng Building, Chenghua Industrial Zone, Chenghai District, Shantou, Guangdong, China 515800.

Tel: 86-754-85860999 Fax: 86-754-86984098 Website: www.ajtesting.com Email: info@ajtesting.com





Test Report



No.: AJT200716028E-1

7 Test Photographs

Referring to – “Test Setup Photos”.

8 Photos of the EUT

Referring to – “External Photos of ROBOTIC TOYS (1903)” and “Internal Photos of ROBOTIC TOYS (1903)”.

9 Manufacturer/ Approval Holder Declaration

The following identical model(s):

1901, 1902, 1903, 1905, 1906, 1907, 1908, 1909, 1910, 1911, 1912, 1913, 1914, 1915, 966, 955, 967, 20908, 20968, DB1-1, DB2-1, DB3-1, DB1-2, DB2-2, DB3-2, DB1-3, DB2-3, DB3-3, DB01, DB02, DB03, DB04, DB05, DB06, DB-1A, DB-1B, DB-2A, DB-2B, DB-3A, DB-3B, ODY-1208, MUK-1903

Belong to the tested device:

Product description: ROBOTIC TOYS
Model No.: 1903

END OF TEST REPORT

This report sets forth our findings solely with respect to the test samples identified herein. The results set forth in this report are not indicative or representative of the quality or characteristics of the lot from which a test sample was taken or any similar or identical product unless specifically and expressly noted. Disagreement against this test report, if any, should be filed with to our company in writing within 15 days of receiving the report. Any copying or replication of this report to or for any other person or entity, or use of our name or trademark, is permitted only with our prior written permission.

AJT TESTING SERVICES LIMITED

Add: 1F & 2F Yifeng Building, Chenghua Industrial Zone, Chenghai District, Shantou, Guangdong, China 515800.

Tel: 86-754-85860999 Fax: 86-754-86984098 Website: www.ajtesting.com Email: info@ajtesting.com

Page 28 of 28

