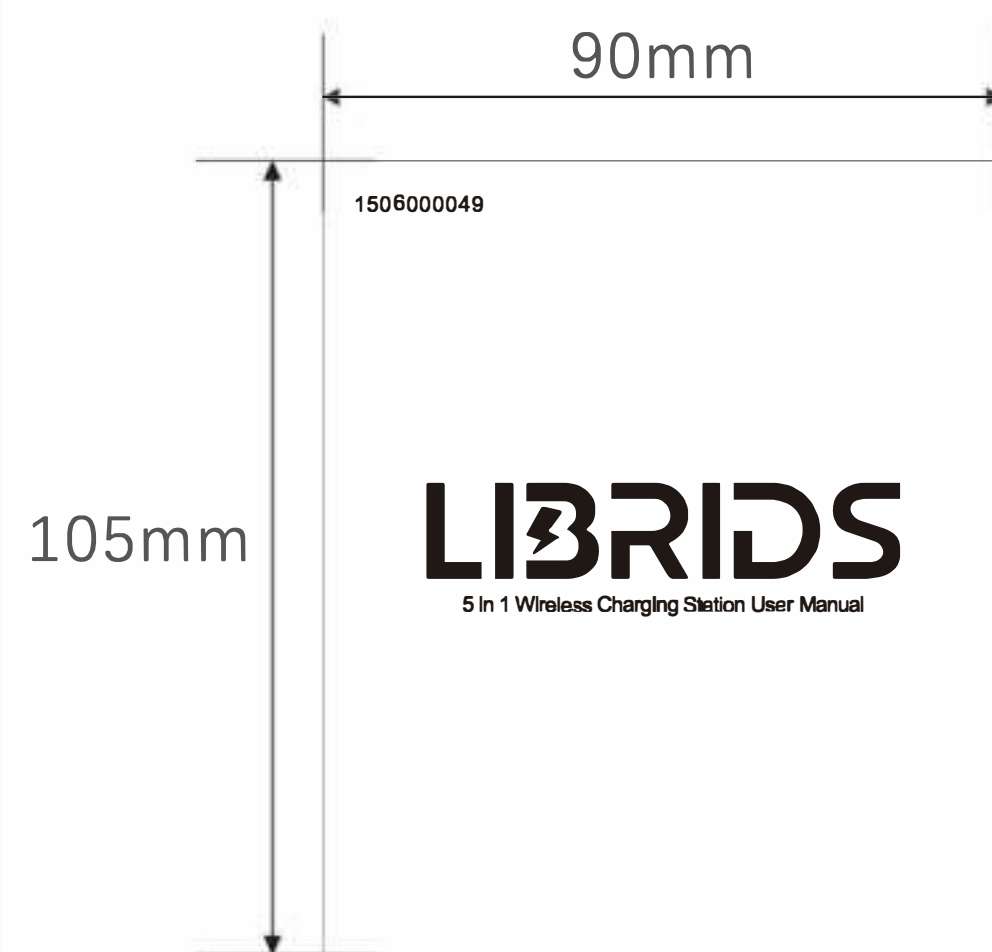




# 诺初美创(深圳)科技有限公司

Initial Promise Innovations Shenzhen Technology Co., Ltd.



Content

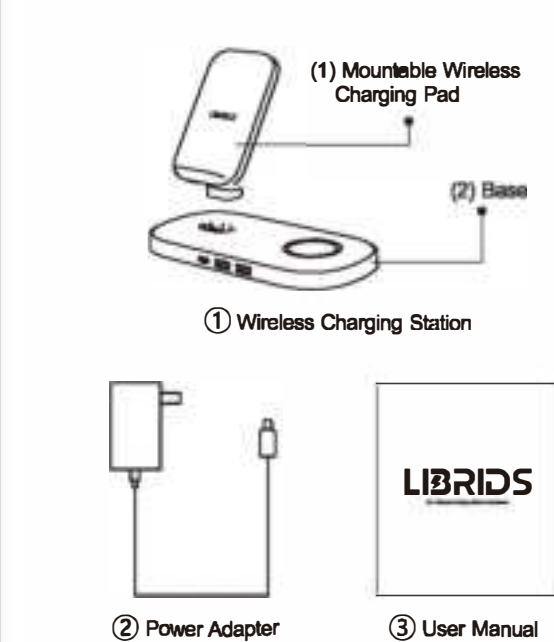
English 3~12  
日本語 3~12

## Important Safety Instruction

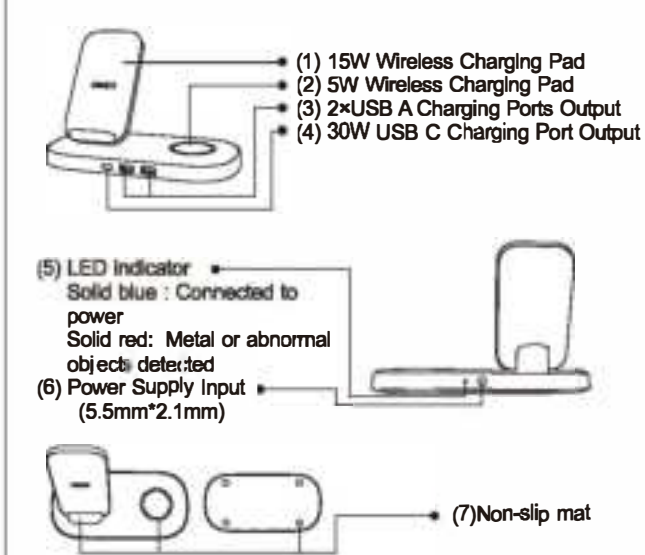
Please read all instructions carefully before use. Retain these instructions for future reference.

- Before using the Wireless Charging Station, ensure that it is compatible with your device. Avoid placing any foreign object on the Wireless Charging Pad at any time.
- For the safest and fastest charge, use original or certified cables.
- Avoid dropping.
- Do not disassemble.
- Do not expose to liquids.
- Do not use the product if it has a damaged cord or plug.
- Do not use any chemicals for cleaning. Wipe clean with a soft cloth as required.
- The product is suitable for moderate climates only.
- The maximum ambient temperature during use of this product must not exceed 30°C.
- Open flame sources, such as candles, must not be placed on this product.

## The Contents of a Package



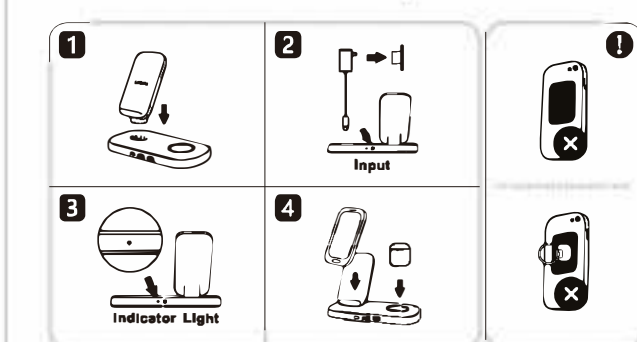
## Product Overview



Note: For a better charging experience, it is recommended to place the phone in the 15W wireless charging area for charging.  
Place the wireless earphones in the 5W wireless charging area to charge.

## Using Your LIBRIDS

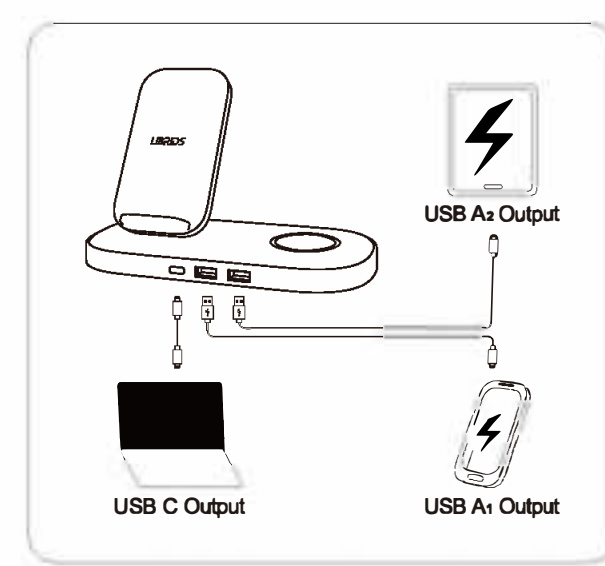
### Using the Wireless Charging Station :



1. Attach the wireless charging pad to the base.  
2. Plug one end of the AC adapter into the power supply input port first, and then plug the other into a wall socket.  
3. Check the indicator light if turn blue. Blue indicates that it is in standby state and can be used normally.  
4. Place your device in the charging area.

Note: Auto-Charging begins as soon as you place down any Qi-enabled device.

### Using the USB Ports :



Note: Cable Not Supplied.

## Specifications

Model	F3001
Power Input	24V~2.7A
15W Wireless charging Output	5W/10W/15W
5W Wireless charging Output	5W Max
USB C Output	20W~1.5A, 15W~2A, 12V~2.5A, 9V~3A, 5V~3A (30W Max)
USB A Output * 2	Max Total 12W 5V~2.4A
USB-C + USB-A output	18W+12W=30W
Dimension (item only)	198*97*128mm 7.7*3.8*5.1 in
LED Indicator	Solid blue : Connected to power Solid red: Metal or abnormal objects detected, Please remove the abnormal objects

## FAQ & Solutions

Q1: How much power does the LIBRIDS Wireless Charging Station consume when in idle mode?  
The LIBRIDS Wireless Charging Station consumes no more than 0.0012kW per hour when in idle mode.

Q2: Is radiation from wireless charging harmful to one's health?  
The LIBRIDS Wireless Charging Station emits non-ionizing radiation which is not harmful to humans, so please use it with confidence.

Q3: Does wireless charging affect other wireless devices?  
No. Because wireless charging uses frequencies between 110-205kHz which are not the same as most wireless devices, so it won't interfere with them.

Q4: What does it mean if the charging indicator turns red?  
If the color is red, This means that FCC detection has been triggered. Don't place any foreign objects between your device and the wireless charger's surface, including metal pads on a car mount, credit cards, door keys, coins, metal, or NFC cards, which will make wireless charging fail or overheat.

Q5: How to solve the wireless charging doesn't work as expected?  
1. Make sure the device you want to charge is capable of being wireless charging.  
2. Ensure the wireless charger is plugged in and mains power turned on.  
3. Make sure the wireless charging indicator light is blue.  
4. Make sure that your phone is aligned correctly so that the Qi charging pads are lined up to receive wireless charging. Try picking up your phone and putting it back down at the center.

Also you cannot charge your device wirelessly in these scenarios:  
• Using a case with a magnetization plate;  
• Using a case with a pop socket;  
• Using an ultra-thick (>5mm) protective phone case.  
• If the above conditions are excluded and it still does not work, Please contact our customer service team for additional solutions.

## FCC Statement

The device complies with Part 15 of the FCC Rules. Operation is subject to the following two conditions: (1) This device may not cause harmful interference, and (2) this device must accept any interference received, including interference that may cause undesired operation.

Note: This equipment has been tested and found to comply with the limits for a Class B digital device, pursuant to Part 15 of the FCC Rules. These limits are designed to provide reasonable protection against harmful interference in a residential installation.

This equipment generates, uses, and can radiate radio frequency energy and, if not installed and used in accordance with the instructions, may cause harmful interference to radio communications. However, there is no guarantee that interference will be avoided if you use this equipment in close proximity to a radio receiver. If interference does occur, you may wish to take the following measures:  
1. Reorient or relocate the receiving antenna.  
2. Increase the separation between the equipment and receiver.

3. Connect the equipment into an outlet on a circuit different from that to which the receiver is connected.  
4. Consult the dealer or an experienced radio/TV technician for help.

Radiation Exposure Statement  
This equipment complies with FCC radiation exposure limits set forth for an uncontrolled environment. This equipment should be installed and operated with minimum distance of 20 cm between the radiator & your body.

Caution: Any changes or modifications to this device not explicitly approved by manufacturer could void your authority to operate this equipment.

The LIBRIDS Wireless Charging Station is fully compliant with the USA and JP legislation.  
When disposing this equipment, please protect our environment by means of proper disposal. Your local authorities will have special return and disposal facilities available for you.



## Customer Service

● 18-month limited warranty  
● Lifetime technical support  
● support@librids.com

正面

F3001说明书-英文

比例: 1:1  
尺寸: 105\*90mm  
颜色: 黑白  
风琴 5折

反面

MODEL F3001	V2	DATE 2022/3/30	ONLINE	
			Product Name	
			SCALE	1:1
FINAL ARTWORK	COLOUR	C:100 M:0 Y:0 K:0	REMARK	说明书