



Radiated Emissions



Y-Position



X-Position



Z-Position

7.2. SECTION 2.1047: MODULATION CHARACTERISTICS

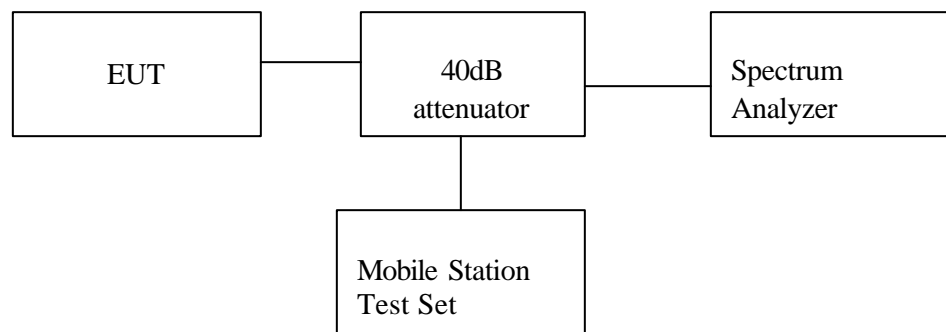
Not applicable

7.3. SECTION 2.1049: OCCUPIED BANDWIDTH


PROVISIONS APPLICABLE

According to CFR 47 section 22.917.

TEST SETUP



Set-up Configuration




Radiated Emission photos

Front View:



Back View:



7.8. POWERLINE CONDUCTED EMISSION

Detector Function Setting of Test Receiver

Frequency Range (MHz)	Detector Function	Resolution Bandwidth	Video Bandwidth
150 KHz to 30 MHz	<input checked="" type="checkbox"/> Peak <input type="checkbox"/> CISPR Quasi Peak	<input checked="" type="checkbox"/> 9 KHz	<input checked="" type="checkbox"/> 9 KHz

Power Line Conducted Emission photos

Front View:



Side View:

