

## Compliance Certification Services (Kunshan) Inc.

Report No.: KSCR230400065601


Page: 1 of 85

**SAR TEST REPORT**

**Application No.:** KSCR2304000656AT(SZCR2304001009AT)  
**Applicant:** SZ DJI TECHNOLOGY CO., LTD.  
**Address of Applicant:** Lobby of T2, DJI Sky City, No. 53 Xianyuan Road, Xili Community, Xili Street, Nanshan District, Shenzhen, China  
**Manufacturer:** SZ DJI TECHNOLOGY CO., LTD.  
**Address of Manufacturer:** Lobby of T2, DJI Sky City, No. 53 Xianyuan Road, Xili Community, Xili Street, Nanshan District, Shenzhen, China  
**Product Name:** DJI RC 2  
**Model No.(EUT):** RC331  
**FCC ID:** SS3-RC3312303  
**Standard(s) :** FCC 47CFR §2.1093  
**Date of Receipt:** 2023-04-17  
**Date of Test:** 2023-06-07 to 2023-06-10  
**Date of Issue:** 2023-06-20

|                     |              |
|---------------------|--------------|
| <b>Test Result:</b> | <b>Pass*</b> |
|---------------------|--------------|

\* In the configuration tested, the EUT complied with the standards specified above.



Eric Lin

EMC Laboratory Manager



Unless otherwise agreed in writing, this document is issued by the Company subject to its General Conditions of Service printed overleaf, available on request or accessible at <https://www.sgs.com/en/Terms-and-Conditions>. Attention is drawn to the limitation of liability, indemnification and jurisdiction issues defined therein. Any holder of this document is advised that information contained hereon reflects the Company's findings at the time of its intervention only and within the limits of Client's instructions, if any. The Company's sole responsibility is to its Client and this document does not exonerate parties to a transaction from exercising all their rights and obligations under the transaction documents. This document cannot be reproduced except in full, without prior written approval of the Company. Any unauthorized alteration, forgery or falsification of the content or appearance of this document is unlawful and offenders may be prosecuted to the fullest extent of the law. Unless otherwise stated the results shown in this test report refer only to the sample(s) tested and such sample(s) are retained for 30 days only.

Attention: To check the authenticity of testing / inspection report & certificate, please contact us at telephone: (86-755) 8307 1443, or email: [CN.Doccheck@sgs.com](mailto:CN.Doccheck@sgs.com)

No.10 Weiye Road, Development Zone, Kunshan, Jiangsu, China 215300 t(86-512) 5735 5888 f(86-512) 5737 0818 www.sgsgroup.com.cn  
中国·江苏·昆山开发区伟业路10号 邮编: 215300 t(86-512) 5735 5888 f(86-512) 5737 0818 sgs.china@sgs.com


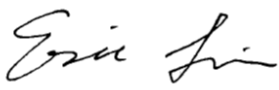


Compliance Certification Services (Kunshan) Inc.

Report No.: KSCR230400065601  
Page: 2 of 85

REVISION HISTORY

| Revision Record |             |            |        |
|-----------------|-------------|------------|--------|
| Version         | Description | Date       | Remark |
| 00              | Original    | 2023-06-20 | /      |
|                 |             |            |        |
|                 |             |            |        |

|                          |  |   |  |
|--------------------------|--|---|--|
| Authorized for issue by: |  |   |  |
|                          |  |    |  |
|                          |  | Richard.Kong/ Project Engineer  |  |
|                          |  |  |  |
|                          |  | Eric.Lin/Reviewer   |  |



Unless otherwise agreed in writing, this document is issued by the Company subject to its General Conditions of Service printed overleaf, available on request or accessible at <https://www.sgs.com/en/Terms-and-Conditions>. Attention is drawn to the limitation of liability, indemnification and jurisdiction issues defined therein. Any holder of this document is advised that information contained hereon reflects the Company's findings at the time of its intervention only and within the limits of Client's instructions, if any. The Company's sole responsibility is to its Client and this document does not exonerate parties to a transaction from exercising all their rights and obligations under the transaction documents. This document cannot be reproduced except in full, without prior written approval of the Company. Any unauthorized alteration, forgery or falsification of the content or appearance of this document is unlawful and offenders may be prosecuted to the fullest extent of the law. Unless otherwise stated the results shown in this test report refer only to the sample(s) tested and such sample(s) are retained for 30 days only.

Attention: To check the authenticity of testing /inspection report & certificate, please contact us at telephone: (86-755) 8307 1443, or email: [CN.Doccheck@sgs.com](mailto:CN.Doccheck@sgs.com)

No.10 Weiye Road, Development Zone, Kunshan, Jiangsu, China 215300 t(86-512) 5735 5888 f(86-512) 57370818 www.sgs.com.cn  
中国·江苏·昆山开发区伟业路10号 邮编: 215300 t(86-512) 57355888 f(86-512) 57370818 sgs.china@sgs.com



Compliance Certification Services (Kunshan) Inc.

Report No.: KSCR230400065601  
Page: 3 of 85

TEST SUMMARY

| Frequency Band    | Maximum Reported SAR(W/kg) |                   |
|-------------------|----------------------------|-------------------|
|                   | Body<br>1-g                | Extremity<br>10-g |
| WI-FI (2.4GHz)    | 0.81                       | 0.37              |
| WI-FI (5GHz)      | 0.64                       | 1.84              |
| Bluetooth         | <0.01                      | 0.02              |
| SDR 2.4GHz        | 0.02                       | 1.60              |
| SDR 5GHz          | 0.06                       | 2.51              |
| Sum SAR           | 1.14                       | 3.45              |
| SAR Limited(W/kg) | 1.6                        | 4.0               |



Unless otherwise agreed in writing, this document is issued by the Company subject to its General Conditions of Service printed overleaf, available on request or accessible at <https://www.sgs.com/en/Terms-and-Conditions>. Attention is drawn to the limitation of liability, indemnification and jurisdiction issues defined therein. Any holder of this document is advised that information contained hereon reflects the Company's findings at the time of its intervention only and within the limits of Client's instructions, if any. The Company's sole responsibility is to its Client and this document does not exonerate parties to a transaction from exercising all their rights and obligations under the transaction documents. This document cannot be reproduced except in full, without prior written approval of the Company. Any unauthorized alteration, forgery or falsification of the content or appearance of this document is unlawful and offenders may be prosecuted to the fullest extent of the law. Unless otherwise stated the results shown in this test report refer only to the sample(s) tested and such sample(s) are retained for 30 days only.

Attention: To check the authenticity of testing /inspection report & certificate, please contact us at telephone: (86-755) 8307 1443, or email: [CN.Doccheck@sgs.com](mailto:CN.Doccheck@sgs.com)

No.10 Weiye Road, Development Zone, Kunshan, Jiangsu, China 215300 t(86-512) 5735 5888 f(86-512) 57370818 www.sgsgroup.com.cn  
中国·江苏·昆山开发区伟业路10号 邮编: 215300 t(86-512) 57355888 f(86-512) 57370818 sgs.china@sgs.com

## CONTENTS

|          |  |           |
|----------|--|-----------|
| <b>1</b> | <b>General Information</b>                         | <b>6</b>  |
| 1.1      | General Description of EUT                         | 6         |
| 1.1.1    | DUT Antenna Locations                              | 7         |
| 1.2      | Test Specification                                 | 8         |
| 1.3      | RF exposure limits                                 | 9         |
| 1.4      | Test Location                                      | 10        |
| 1.5      | Test Facility                                      | 10        |
| <b>2</b> | <b>Laboratory Environment</b>                      | <b>11</b> |
| <b>3</b> | <b>SAR Measurements System Configuration</b>       | <b>12</b> |
| 3.1      | The SAR Measurement System                         | 12        |
| 3.2      | Isotropic E-field Probe EX3DV4                     | 13        |
| 3.3      | Data Acquisition Electronics (DAE)                 | 15        |
| 3.4      | SAM Twin Phantom                                   | 15        |
| 3.5      | ELI Phantom  | 16        |
| 3.6      | Device Holder for Transmitters                     | 17        |
| 3.7      | Measurement procedure                              | 18        |
| 3.7.1    | Scanning procedure                                 | 18        |
| 3.7.2    | Data Storage                                       | 20        |
| 3.7.3    | Data Evaluation by SEMCAD                          | 20        |
| <b>4</b> | <b>SAR measurement variability and uncertainty</b> | <b>22</b> |
| 4.1      | SAR measurement variability                        | 22        |
| 4.2      | SAR measurement uncertainty                        | 23        |
| <b>5</b> | <b>Description of Test Position</b>                | <b>24</b> |
| 5.1      | Extremity exposure conditions                      | 24        |
| <b>6</b> | <b>SAR System Verification Procedure</b>           | <b>25</b> |
| 6.1      | Tissue Simulate Liquid                             | 25        |
| 6.1.1    | Recipes for Tissue Simulate Liquid                 | 25        |
| 6.1.2    | Test Liquids Confirmation                          | 26        |
| 6.1.3    | Measurement for Tissue Simulate Liquid             | 27        |
| 6.2      | SAR System Check                                   | 28        |
| 6.2.1    | Justification for Extended SAR Dipole Calibrations | 29        |
| 6.2.2    | Summary System Check Result(s)                     | 30        |
| 6.2.3    | Detailed System Check Results                      | 30        |
| <b>7</b> | <b>Test Configuration</b>                          | <b>31</b> |
| 7.1.1    | Wi-Fi Test Configuration                           | 31        |
| 7.1.2    | BluetoothTest Configuration                        | 37        |
| <b>8</b> | <b>Test Result</b>                                 | <b>38</b> |



Unless otherwise agreed in writing, this document is issued by the Company subject to its General Conditions of Service printed overleaf, available on request or accessible at <https://www.sgs.com/en/Terms-and-Conditions>. Attention is drawn to the limitation of liability, indemnification and jurisdiction issues defined therein. Any holder of this document is advised that information contained hereon reflects the Company's findings at the time of its intervention only and within the limits of Client's instructions, if any. The Company's sole responsibility is to its Client and this document does not exonerate parties to a transaction from exercising all their rights and obligations under the transaction documents. This document cannot be reproduced except in full, without prior written approval of the Company. Any unauthorized alteration, forgery or falsification of the content or appearance of this document is unlawful and offenders may be prosecuted to the fullest extent of the law. Unless otherwise stated the results shown in this test report refer only to the sample(s) tested and such sample(s) are retained for 30 days only.

Attention: To check the authenticity of testing/inspection report & certificate, please contact us at telephone: (86-755) 8307 1443, or email: [CN.Doccheck@sgs.com](mailto:CN.Doccheck@sgs.com)

No.10 Weiye Road, Development Zone, Kunshan, Jiangsu, China 215300 t(86-512) 5735 5888 f(86-512) 57370818 www.sgs.com.cn  
中国·江苏·昆山开发区伟业路10号 邮编: 215300 t(86-512) 57355888 f(86-512) 57370818 sgs.china@sgs.com

## Compliance Certification Services (Kunshan) Inc.

Report No.: KSCR230400065601

Page: 5 of 85

|       |   |    |
|-------|---|----|
| 8.1   | Measurement of RF Conducted Power .....         | 38 |
| 8.1.1 | Conducted Power Of WIFI 2.4G .....              | 38 |
| 8.1.2 | Conducted Power Of WIFI 5G .....                | 40 |
| 8.1.3 | Conducted Power Of SDR 2.4GHz .....             | 45 |
| 8.1.4 | Conducted Power Of SDR 5.1GHz .....             | 46 |
| 8.1.5 | Conducted Power Of SDR 5.8GHz .....             | 46 |
| 8.1.6 | Conducted Power Of BT .....                     | 47 |
| 8.2   | Measurement of SAR Data .....                   | 48 |
| 8.2.1 | SAR Result Of 2.4GHz Wi-Fi .....                | 49 |
| 8.2.2 | SAR Result Of 5GHz Wi-Fi .....                  | 50 |
| 8.2.3 | SAR Result Of Bluetooth .....                   | 52 |
| 8.2.1 | SAR Result Of SDR 2.4GHz .....                  | 53 |
| 8.2.2 | SAR Result Of SDR 5GHz .....                    | 56 |
| 8.3   | Multiple Transmitter Evaluation .....           | 61 |
| 8.3.1 | Simultaneous SAR SAR test evaluation .....      | 61 |
| 9     | Equipment list .....                            | 73 |
| 10    | Calibration certificate .....                   | 74 |
| 11    | Photographs .....                               | 74 |
|       | Appendix A: Detailed System Check Results ..... | 75 |
|       | Appendix B: Detailed Test Results .....         | 79 |
|       | Appendix C: Calibration certificate .....       | 85 |
|       | Appendix D: Photographs .....                   | 85 |



Unless otherwise agreed in writing, this document is issued by the Company subject to its General Conditions of Service printed overleaf, available on request or accessible at <https://www.sgs.com/en/Terms-and-Conditions>. Attention is drawn to the limitation of liability, indemnification and jurisdiction issues defined therein. Any holder of this document is advised that information contained hereon reflects the Company's findings at the time of its intervention only and within the limits of Client's instructions, if any. The Company's sole responsibility is to its Client and this document does not exonerate parties to a transaction from exercising all their rights and obligations under the transaction documents. This document cannot be reproduced except in full, without prior written approval of the Company. Any unauthorized alteration, forgery or falsification of the content or appearance of this document is unlawful and offenders may be prosecuted to the fullest extent of the law. Unless otherwise stated the results shown in this test report refer only to the sample(s) tested and such sample(s) are retained for 30 days only.

Attention: To check the authenticity of testing / inspection report & certificate, please contact us at telephone: (86-755) 8307 1443, or email: [CN.Doccheck@sgs.com](mailto:CN.Doccheck@sgs.com)

No.10 Weiye Road, Development Zone, Kunshan, Jiangsu, China 215300 t(86-512) 5735 5888 f(86-512) 57370818 www.sgs.com.cn  
中国·江苏·昆山开发区伟业路10号 邮编: 215300 t(86-512) 57355888 f(86-512) 57370818 sgs.china@sgs.com

## 1 General Information

### 1.1 General Description of EUT

|                                  |   |                                   |               |
|----------------------------------|---|-----------------------------------|---------------|
| Device Type:                     | Portable device   |                                   |               |
| Exposure Category:               | uncontrolled environment / general population   |                                   |               |
| SN:                              | 6UZDL3B0010141  |                                   |               |
| Hardware Version:                | V1.0  |                                   |               |
| Software Version:                | V00.00.00.01  |                                   |               |
| Antenna Gain:                    | BT/BLE: 2.5dBi (Provided by Manufacturer)<br>2.4G Wi-Fi: ANT0: 2.5dBi, ANT1: 3.5dBi (Provided by Manufacturer)<br>5G Wi-Fi (U-NII-1): ANT0: 4dBi, ANT1: 1dBi (Provided by Manufacturer)<br>5G Wi-Fi (U-NII-3): ANT0: 5dBi, ANT1: 3.5dBi (Provided by Manufacturer)<br>2.4G SDR: ANT0: 1dBi, ANT1: 1.5dBi, ANT2: 1.5dBi, ANT3: 1dBi (Provided by Manufacturer)<br>5.1G SDR: ANT0: 1.5dBi, ANT1: 3dBi, ANT2: 3dBi, ANT3: 2dBi (Provided by Manufacturer)<br>5.8G SDR: ANT0: 2dBi, ANT1: 3dBi, ANT2: 3dBi, ANT3: 2dBi (Provided by Manufacturer) |                                   |               |
| Antenna Type:                    | BT/BLE: Integral Antenna<br>Wi-Fi: PCB Antenna<br>SDR: PCB Antenna  |                                   |               |
| Device Operating Configurations: |   |                                   |               |
| Modulation Mode:                 | SDR: OFDM<br>WIFI: DSSS, OFDM, OFDMA<br>BT: GFSK, $\pi/4$ DQPSK,8DPSK<br>BLE: GFSK  |                                   |               |
| Frequency Bands:                 | Band  | Tx (MHz)                          | Rx (MHz)      |
|                                  | 2.4G SDR  | 2403.5-2469.5                     | 2403.5-2469.5 |
|                                  | 5.1G SDR  | 5157-5245                         | 5157-5245     |
|                                  | 5.8G SDR  | 5727.5-5847.2                     | 5727.5-5847.2 |
|                                  | WIFI(2.4GHz)  | 2412~2462                         | 2412~2462     |
|                                  | WIFI(U-NII-1)   | 5150~5250                         | 5150~5250     |
|                                  | WIFI(U-NII-3)   | 5725~5850                         | 5725~5850     |
|                                  | Bluetooth   | 2402~2480                         | 2402~2480     |
| Battery Information:             | Model:  | INR18650-32HE                     |               |
|                                  | Normal Voltage:   | 3.6V DC                           |               |
|                                  | Rated capacity:   | 3100mAh*2                         |               |
|                                  | Battery Type:   | Lithium-ion Rechargeable Cell     |               |
|                                  | Manufacturer:   | Jiangsu Tenpower Lithium Co., Ltd |               |



Unless otherwise agreed in writing, this document is issued by the Company subject to its General Conditions of Service printed overleaf, available on request or accessible at <https://www.sgs.com/en/Terms-and-Conditions>. Attention is drawn to the limitation of liability, indemnification and jurisdiction issues defined therein. Any holder of this document is advised that information contained hereon reflects the Company's findings at the time of its intervention only and within the limits of Client's instructions, if any. The Company's sole responsibility is to its Client and this document does not exonerate parties to a transaction from exercising all their rights and obligations under the transaction documents. This document cannot be reproduced except in full, without prior written approval of the Company. Any unauthorized alteration, forgery or falsification of the content or appearance of this document is unlawful and offenders may be prosecuted to the fullest extent of the law. Unless otherwise stated the results shown in this test report refer only to the sample(s) tested and such sample(s) are retained for 30 days only.

Attention: To check the authenticity of testing / inspection report & certificate, please contact us at telephone: (86-755) 8307 1443, or email: [CN.Doccheck@sgs.com](mailto:CN.Doccheck@sgs.com)

No.10 Weiye Road, Development Zone, Kunshan, Jiangsu, China 215300 t(86-512) 5735 5888 f(86-512) 57370818 www.sgsgroup.com.cn  
中国·江苏·昆山开发区伟业路10号 邮编: 215300 t(86-512) 57355888 f(86-512) 57370818 sgs.china@sgs.com





## Compliance Certification Services (Kunshan) Inc.

Report No.: KSCR230400065601

Page: 7 of 85

### 1.1.1 DUT Antenna Locations

Please see the Appendix D



Unless otherwise agreed in writing, this document is issued by the Company subject to its General Conditions of Service printed overleaf, available on request or accessible at <https://www.sgs.com/en/Terms-and-Conditions>. Attention is drawn to the limitation of liability, indemnification and jurisdiction issues defined therein. Any holder of this document is advised that information contained hereon reflects the Company's findings at the time of its intervention only and within the limits of Client's instructions, if any. The Company's sole responsibility is to its Client and this document does not exonerate parties to a transaction from exercising all their rights and obligations under the transaction documents. This document cannot be reproduced except in full, without prior written approval of the Company. Any unauthorized alteration, forgery or falsification of the content or appearance of this document is unlawful and offenders may be prosecuted to the fullest extent of the law. Unless otherwise stated the results shown in this test report refer only to the sample(s) tested and such sample(s) are retained for 30 days only.

Attention: To check the authenticity of testing /inspection report & certificate, please contact us at telephone: (86-755) 8307 1443, or email: [CN.Doccheck@sgs.com](mailto:CN.Doccheck@sgs.com)

No.10 Weiye Road, Development Zone, Kunshan, Jiangsu, China 215300 t(86-512) 5735 5888 f(86-512) 57370818 www.sgsgroup.com.cn  
中国·江苏·昆山开发区伟业路10号 邮编: 215300 t(86-512) 57355888 f(86-512) 57370818 sgs.china@sgs.com



## Compliance Certification Services (Kunshan) Inc.

Report No.: KSCR230400065601

Page: 8 of 85

### 1.2 Test Specification

| Identity              | Document Title  |
|-----------------------|---|
| FCC 47CFR §2.1093     | Radio frequency Radiation Exposure Evaluation: Portable Devices   |
| IEEE Std C95.1 – 1992 | IEEE Standard for Safety Levels with Respect to Human Exposure to Electric, Magnetic, and Electromagnetic Fields, 0 Hz to 300 GHz   |
| IEEE 1528-2013        | Recommended Practice for Determining the Peak Spatial-Average Specific Absorption Rate (SAR) in the Human Head from Wireless Communications Devices: Measurement Techniques |
| KDB 447498 D04        | RF Exposure Procedures and Equipment Authorization Policies for Mobile and Portable Devices   |
| KDB 865664 D01 v01r04 | SAR Measurement Requirements for 100 MHz to 6 GHz   |
| KDB 865664 D02 v01r02 | RF Exposure Compliance Reporting and Documentation Considerations   |
| KDB 248227 D01 v02r02 | SAR GUIDANCE FOR IEEE 802.11 (Wi-Fi) TRANSMITTERS   |



Unless otherwise agreed in writing, this document is issued by the Company subject to its General Conditions of Service printed overleaf, available on request or accessible at <https://www.sgs.com/en/Terms-and-Conditions>. Attention is drawn to the limitation of liability, indemnification and jurisdiction issues defined therein. Any holder of this document is advised that information contained hereon reflects the Company's findings at the time of its intervention only and within the limits of Client's instructions, if any. The Company's sole responsibility is to its Client and this document does not exonerate parties to a transaction from exercising all their rights and obligations under the transaction documents. This document cannot be reproduced except in full, without prior written approval of the Company. Any unauthorized alteration, forgery or falsification of the content or appearance of this document is unlawful and offenders may be prosecuted to the fullest extent of the law. Unless otherwise stated the results shown in this test report refer only to the sample(s) tested and such sample(s) are retained for 30 days only.

Attention: To check the authenticity of testing /inspection report & certificate, please contact us at telephone: (86-755) 8307 1443, or email: [CN.Doccheck@sgs.com](mailto:CN.Doccheck@sgs.com)

No.10 Weiye Road, Development Zone, Kunshan, Jiangsu, China 215300 t(86-512) 5735 5888 f(86-512) 57370818 www.sgsgroup.com.cn  
中国·江苏·昆山开发区伟业路10号 邮编: 215300 t(86-512) 57355888 f(86-512) 57370818 sgs.china@sgs.com



## 1.3 RF exposure limits

| Human Exposure   | Uncontrolled Environment<br>General Population | Controlled Environment<br>Occupational |
|--|--|--|
| <b>Spatial Peak SAR*</b><br>(Brain*Trunk)              | 1.60 W/kg                                      | 8.00 W/kg                              |
| <b>Spatial Average SAR**</b><br>(Whole Body)           | 0.08 W/kg                                      | 0.40 W/kg                              |
| <b>Spatial Peak SAR***</b><br>(Hands/Feet/Ankle/Wrist) | 4.00 W/kg                                      | 20.00 W/kg                             |

### Notes:

\* The Spatial Peak value of the SAR averaged over any 1 gram of tissue (defined as a tissue volume in the shape of a cube) and over the appropriate averaging time

\*\* The Spatial Average value of the SAR averaged over the whole body.

\*\*\* The Spatial Peak value of the SAR averaged over any 10 grams of tissue (defined as a tissue volume in the shape of a cube) and over the appropriate averaging time.

**Uncontrolled Environments** are defined as locations where there is the exposure of individuals who have no knowledge or control of their exposure.

**Controlled Environments** are defined as locations where there is exposure that may be incurred by persons who are aware of the potential for exposure, (i.e. as a result of employment or occupation.)



Unless otherwise agreed in writing, this document is issued by the Company subject to its General Conditions of Service printed overleaf, available on request or accessible at <https://www.sgs.com/en/Terms-and-Conditions>. Attention is drawn to the limitation of liability, indemnification and jurisdiction issues defined therein. Any holder of this document is advised that information contained hereon reflects the Company's findings at the time of its intervention only and within the limits of Client's instructions, if any. The Company's sole responsibility is to its Client and this document does not exonerate parties to a transaction from exercising all their rights and obligations under the transaction documents. This document cannot be reproduced except in full, without prior written approval of the Company. Any unauthorized alteration, forgery or falsification of the content or appearance of this document is unlawful and offenders may be prosecuted to the fullest extent of the law. Unless otherwise stated the results shown in this test report refer only to the sample(s) tested and such sample(s) are retained for 30 days only.

Attention: To check the authenticity of testing /inspection report & certificate, please contact us at telephone: (86-755) 8307 1443, or email: [CN.Doccheck@sgs.com](mailto:CN.Doccheck@sgs.com)

No.10 Weiye Road, Development Zone, Kunshan, Jiangsu, China 215300 t(86-512) 5735 5888 f(86-512) 57370818 www.sgs.com.cn  
中国·江苏·昆山开发区伟业路10号 邮编: 215300 t(86-512) 57355888 f(86-512) 57370818 sgs.china@sgs.com

## 1.4 Test Location

All tests were performed at:

Compliance Certification Services (Kunshan) Inc.

No.10 Weiye Rd, Innovation park, Eco&Tec, Development Zone, Kunshan City, Jiangsu, China.

Tel: +86 512 5735 5888

Fax: +86 512 5737 0818

No tests were sub-contracted.

Note:

1.SGS is not responsible for wrong test results due to incorrect information (e.g. max. clock frequency, highest internal frequency, antenna gain, cable loss, etc ) is provided by the applicant. (if applicable).

2.SGS is not responsible for the authenticity, integrity and the validity of the conclusion based on results of the data provided by applicant. (if applicable).

## 1.5 Test Facility

The test facility is recognized, certified, or accredited by the following organizations:

### • A2LA

Compliance Certification Services (Kunshan) Inc. is accredited by the American Association for Laboratory Accreditation (A2LA). Certificate No. 2541.01.

### • FCC

Compliance Certification Services (Kunshan) Inc. has been recognized as an accredited testing laboratory.

Designation Number: CN1172.

### • ISED

Compliance Certification Services (Kunshan) Inc. has been recognized by Innovation, Science and Economic Development Canada (ISED) as an accredited testing laboratory.

Company Number: 2324E; CAB identifier: CN0072

### • VCCI

The 3m and 10m Semi-anechoic chamber and Shielded Room of Compliance Certification Services (Kunshan) Inc. has been registered in accordance with the Regulations for Voluntary Control Measures with Registration No.: R-20134, R-11600, C-11707, T-11499, G-10216 respectively.



Unless otherwise agreed in writing, this document is issued by the Company subject to its General Conditions of Service printed overleaf, available on request or accessible at <https://www.sgs.com/en/Terms-and-Conditions>. Attention is drawn to the limitation of liability, indemnification and jurisdiction issues defined therein. Any holder of this document is advised that information contained hereon reflects the Company's findings at the time of its intervention only and within the limits of Client's instructions, if any. The Company's sole responsibility is to its Client and this document does not exonerate parties to a transaction from exercising all their rights and obligations under the transaction documents. This document cannot be reproduced except in full, without prior written approval of the Company. Any unauthorized alteration, forgery or falsification of the content or appearance of this document is unlawful and offenders may be prosecuted to the fullest extent of the law. Unless otherwise stated the results shown in this test report refer only to the sample(s) tested and such sample(s) are retained for 30 days only.

Attention: To check the authenticity of testing /inspection report & certificate, please contact us at telephone: (86-755) 8307 1443, or email: [CN.Doccheck@sgs.com](mailto:CN.Doccheck@sgs.com)

No.10 Weiye Road, Development Zone, Kunshan, Jiangsu, China 215300 t(86-512) 5735 5888 f(86-512) 57370818 www.sgs.com.cn  
中国·江苏·昆山开发区伟业路10号 邮编: 215300 t(86-512) 57355888 f(86-512) 57370818 sgs.china@sgs.com

## 2 Laboratory Environment

|   |                           |
|---|---------------------------|
| Temperature   | Min. = 18°C, Max. = 25 °C |
| Relative humidity   | Min. = 30%, Max. = 70%    |
| Ground system resistance  | < 0.5 Ω                   |
| Ambient noise is checked and found very low and in compliance with requirement of standards.<br>Reflection of surrounding objects is minimized and in compliance with requirement of standards. |                           |



Unless otherwise agreed in writing, this document is issued by the Company subject to its General Conditions of Service printed overleaf, available on request or accessible at <https://www.sgs.com/en/Terms-and-Conditions>. Attention is drawn to the limitation of liability, indemnification and jurisdiction issues defined therein. Any holder of this document is advised that information contained hereon reflects the Company's findings at the time of its intervention only and within the limits of Client's instructions, if any. The Company's sole responsibility is to its Client and this document does not exonerate parties to a transaction from exercising all their rights and obligations under the transaction documents. This document cannot be reproduced except in full, without prior written approval of the Company. Any unauthorized alteration, forgery or falsification of the content or appearance of this document is unlawful and offenders may be prosecuted to the fullest extent of the law. Unless otherwise stated the results shown in this test report refer only to the sample(s) tested and such sample(s) are retained for 30 days only.

Attention: To check the authenticity of testing /inspection report & certificate, please contact us at telephone: (86-755) 8307 1443, or email: [CN.Doccheck@sgs.com](mailto:CN.Doccheck@sgs.com)

No.10 Weiye Road, Development Zone, Kunshan, Jiangsu, China 215300 t(86-512) 5735 5888 f(86-512) 57370818 www.sgs.com.cn  
中国·江苏·昆山开发区伟业路10号 邮编: 215300 t(86-512) 57355888 f(86-512) 57370818 sgs.china@sgs.com

### 3 SAR Measurements System Configuration

#### 3.1 The SAR Measurement System

This SAR Measurement System uses a Computer-controlled 3-D stepper motor system (SPEAG DASY5 professional system). A E-field probe is used to determine the internal electric fields. The SAR can be obtained from the equation  $SAR = \sigma (|E|^2) / \rho$  where  $\sigma$  and  $\rho$  are the conductivity and mass density of the tissue-Simulate.

The DASY5 system for performing compliance tests consists of the following items:

A standard high precision 6-axis robot (Stabile RX family) with controller, teach pendant and software .An arm extension for accommodation the data acquisition electronics (DAE).

A dosimetric probe, i.e., an isotropic E-field probe optimized and calibrated for usage in tissue simulating liquid. The probe is equipped with an optical surface detector system.

A data acquisition electronics (DAE) which performs the signal amplification, signal multiplexing, AD-conversion, offset measurements, mechanical surface detection, collision detection, etc. The unit is battery powered with standard or rechargeable batteries. The signal is optically transmitted to the EOC.

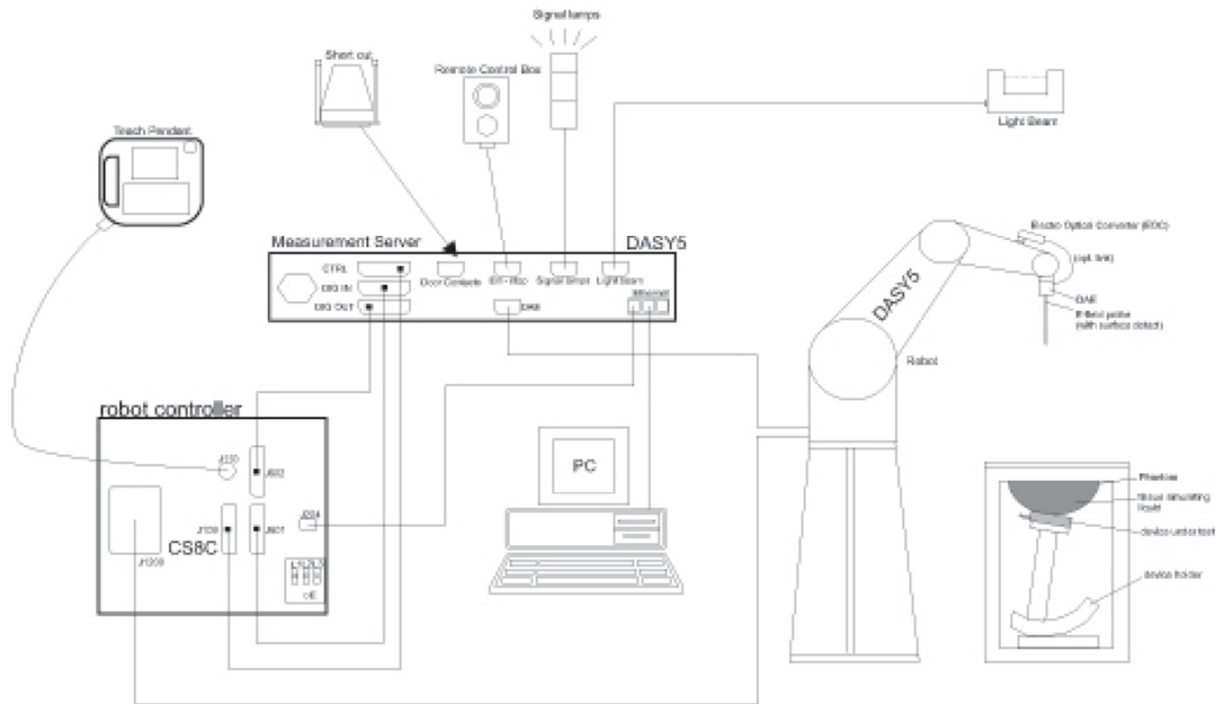
The Electro-optical converter (EOC) performs the conversion between optical and electrical of the signals for the digital communication to DAE and for the analog signal from the optical surface detection. The EOC is connected to the measurement server.



Unless otherwise agreed in writing, this document is issued by the Company subject to its General Conditions of Service printed overleaf, available on request or accessible at <https://www.sgs.com/en/Terms-and-Conditions>. Attention is drawn to the limitation of liability, indemnification and jurisdiction issues defined therein. Any holder of this document is advised that information contained hereon reflects the Company's findings at the time of its intervention only and within the limits of Client's instructions, if any. The Company's sole responsibility is to its Client and this document does not exonerate parties to a transaction from exercising all their rights and obligations under the transaction documents. This document cannot be reproduced except in full, without prior written approval of the Company. Any unauthorized alteration, forgery or falsification of the content or appearance of this document is unlawful and offenders may be prosecuted to the fullest extent of the law. Unless otherwise stated the results shown in this test report refer only to the sample(s) tested and such sample(s) are retained for 30 days only.

Attention: To check the authenticity of testing /inspection report & certificate, please contact us at telephone: (86-755) 8307 1443, or email: [CN.Doccheck@sgs.com](mailto:CN.Doccheck@sgs.com)

No.10 Weiye Road, Development Zone, Kunshan, Jiangsu, China 215300 t(86-512) 5735 5888 f(86-512) 57370818 www.sgs.com.cn  
中国·江苏·昆山开发区伟业路10号 邮编: 215300 t(86-512) 57355888 f(86-512) 57370818 sgs.china@sgs.com



F-1. SAR Measurement System Configuration

- The function of the measurement server is to perform the time critical tasks such as signal filtering, control of the robot operation and fast movement interrupts.
- A probe alignment unit which improves the (absolute) accuracy of the probe positioning.
- A computer operating Windows 7.
- DASY5 software.
- Remote control with teach pendant and additional circuitry for robot safety such as warning lamps, etc.
- The SAM twin phantom enabling testing left-hand, right-hand and Body Worn usage.
- The device holder for handheld mobile phones.
- Tissue simulating liquid mixed according to the given recipes.
- Validation dipole kits allowing to validate the proper functioning of the system.

### 3.2 Isotropic E-field Probe EX3DV4



Unless otherwise agreed in writing, this document is issued by the Company subject to its General Conditions of Service printed overleaf, available on request or accessible at <https://www.sgs.com/en/Terms-and-Conditions>. Attention is drawn to the limitation of liability, indemnification and jurisdiction issues defined therein. Any holder of this document is advised that information contained hereon reflects the Company's findings at the time of its intervention only and within the limits of Client's instructions, if any. The Company's sole responsibility is to its Client and this document does not exonerate parties to a transaction from exercising all their rights and obligations under the transaction documents. This document cannot be reproduced except in full, without prior written approval of the Company. Any unauthorized alteration, forgery or falsification of the content or appearance of this document is unlawful and offenders may be prosecuted to the fullest extent of the law. Unless otherwise stated the results shown in this test report refer only to the sample(s) tested and such sample(s) are retained for 30 days only.


Attention: To check the authenticity of testing/inspection report & certificate, please contact us at telephone: (86-755) 8307 1443, or email: [CN.Doccheck@sgs.com](mailto:CN.Doccheck@sgs.com)

No.10 Weiye Road, Development Zone, Kunshan, Jiangsu, China 215300 t(86-512) 5735 5888 f(86-512) 57370818 www.sgs.com.cn  
中国·江苏·昆山开发区伟业路10号 邮编: 215300 t(86-512) 57355888 f(86-512) 57370818 sgs.china@sgs.com

## Compliance Certification Services (Kunshan) Inc.

Report No.: KSCR230400065601

Page: 14 of 85

|   |  |
|---|--|
|  | <p>Symmetrical design with triangular core<br/>Built-in shielding against static charges<br/>PEEK enclosure material (resistant to organic solvents, e.g., DGBE)</p>   |
| <b>Calibration</b>  | <p>ISO/IEC 17025 <a href="#">calibration service</a> available.</p>  |
| <b>Frequency</b>  | <p>10 MHz to &gt; 6 GHz<br/>Linearity: <math>\pm 0.2</math> dB (30 MHz to 6 GHz)</p>   |
| <b>Directivity</b>  | <p><math>\pm 0.3</math> dB in TSL (rotation around probe axis)<br/><math>\pm 0.5</math> dB in TSL (rotation normal to probe axis)</p>  |
| <b>Dynamic Range</b>  | <p>10 <math>\mu</math>W/g to &gt; 100 mW/g<br/>Linearity: <math>\pm 0.2</math> dB (noise: typically &lt; 1 <math>\mu</math>W/g)</p>  |
| <b>Dimensions</b>   | <p>Overall length: 337 mm (Tip: 20 mm)<br/>Tip diameter: 2.5 mm (Body: 12 mm)<br/>Typical distance from probe tip to dipole centers: 1 mm</p>  |
| <b>Application</b>  | <p>High precision dosimetric measurements in any exposure scenario (e.g., very strong gradient fields); the only probe that enables compliance testing for frequencies up to 6 GHz with precision of better 30%.</p> |
| <b>Compatibility</b>  | <p>DASY3, DASY4, DASY52 SAR and higher, EASY4/MRI</p>  |



Unless otherwise agreed in writing, this document is issued by the Company subject to its General Conditions of Service printed overleaf, available on request or accessible at <https://www.sgs.com/en/Terms-and-Conditions>. Attention is drawn to the limitation of liability, indemnification and jurisdiction issues defined therein. Any holder of this document is advised that information contained hereon reflects the Company's findings at the time of its intervention only and within the limits of Client's instructions, if any. The Company's sole responsibility is to its Client and this document does not exonerate parties to a transaction from exercising all their rights and obligations under the transaction documents. This document cannot be reproduced except in full, without prior written approval of the Company. Any unauthorized alteration, forgery or falsification of the content or appearance of this document is unlawful and offenders may be prosecuted to the fullest extent of the law. Unless otherwise stated the results shown in this test report refer only to the sample(s) tested and such sample(s) are retained for 30 days only.

**Attention: To check the authenticity of testing / inspection report & certificate, please contact us at telephone: (86-755) 8307 1443, or email: [CN.Doccheck@sgs.com](mailto:CN.Doccheck@sgs.com)**

No.10 Weiye Road, Development Zone, Kunshan, Jiangsu, China 215300 t(86-512) 5735 5888 f(86-512) 57370818 www.sgs.com.cn  
中国·江苏·昆山开发区伟业路10号 邮编: 215300 t(86-512) 57355888 f(86-512) 57370818 sgs.china@sgs.com




### 3.3 Data Acquisition Electronics (DAE)

|                             |  |
|-----------------------------|--|
| <b>Model</b>                | DAE4   |
| <b>Construction</b>         | Signal amplifier, multiplexer, A/D converter and control logic. Serial optical link for communication with DASY4/5 embedded system (fully remote controlled). Two step probe touch detector for mechanical surface detection and emergency robot stop. |
| <b>Measurement Range</b>    | -100 to +300 mV (16 bit resolution and two range settings: 4mV,400mV)  |
| <b>Input Offset Voltage</b> | < 5μV (with auto zero)   |
| <b>Input Bias Current</b>   | < 50 f A   |
| <b>Dimensions</b>           | 60 x 60 x 68 mm  |



### 3.4 SAM Twin Phantom

|  |   |
|--|---|
| <b>Material</b>                          | Vinylester, glass fiber reinforced (VE-GF)                            |
| <b>Liquid Compatibility</b>              | Compatible with all SPEAG tissue simulating liquids (incl. DGBE type) |
| <b>Shell Thickness</b>                   | 2 ± 0.2 mm (6 ± 0.2 mm at ear point)                                  |
| <b>Dimensions (incl. Wooden Support)</b> | Length: 1000 mm<br>Width: 500 mm<br>Height: adjustable feet           |
| <b>Filling Volume</b>                    | approx. 25 liters   |
| <b>Wooden Support</b>                    | SPEAG standard phantom table  |



The shell corresponds to the specifications of the Specific Anthropomorphic Mannequin (SAM) phantom defined in IEEE 1528 and IEC 62209-1. It enables the dosimetric evaluation of left and right hand phone usage as well as body mounted usage at the flat phantom region. A cover prevents evaporation of the liquid. Reference markings on the phantom allow the complete setup of all predefined phantom positions and measurement grids by teaching three points with the robot.

Twin SAM V5.0 has the same shell geometry and is manufactured from the same material as Twin SAM V4.0, but has reinforced top structure.

### 3.5 ELI Phantom

|                             |   |
|-----------------------------|---|
| <b>Material</b>             | Vinylester, glass fiber reinforced (VE-GF)                            |
| <b>Liquid Compatibility</b> | Compatible with all SPEAG tissue simulating liquids (incl. DGBE type) |
| <b>Shell Thickness</b>      | 2.0 ± 0.2 mm (bottom plate)   |
| <b>Dimensions</b>           | Major axis: 600 mm<br>Minor axis: 400 mm                              |
| <b>Filling Volume</b>       | approx. 30 liters   |
| <b>Wooden Support</b>       | SPEAG standard phantom table  |



Phantom for compliance testing of handheld and body-mounted wireless devices in the frequency range of 30 MHz to 6 GHz. ELI is fully compatible with the IEC 62209-2 standard and all known tissue simulating liquids. ELI has been optimized regarding its performance and can be integrated into our standard phantom tables. A cover prevents evaporation of the liquid. Reference markings on the phantom allow installation of the complete setup, including all predefined phantom positions and measurement grids, by teaching three points. The phantom is compatible with all SPEAG dosimetric probes and dipoles.

ELI V5.0 has the same shell geometry and is manufactured from the same material as ELI4, but has reinforced top structure.



Unless otherwise agreed in writing, this document is issued by the Company subject to its General Conditions of Service printed overleaf, available on request or accessible at <https://www.sgs.com/en/Terms-and-Conditions>. Attention is drawn to the limitation of liability, indemnification and jurisdiction issues defined therein. Any holder of this document is advised that information contained hereon reflects the Company's findings at the time of its intervention only and within the limits of Client's instructions, if any. The Company's sole responsibility is to its Client and this document does not exonerate parties to a transaction from exercising all their rights and obligations under the transaction documents. This document cannot be reproduced except in full, without prior written approval of the Company. Any unauthorized alteration, forgery or falsification of the content or appearance of this document is unlawful and offenders may be prosecuted to the fullest extent of the law. Unless otherwise stated the results shown in this test report refer only to the sample(s) tested and such sample(s) are retained for 30 days only.

Attention: To check the authenticity of testing / inspection report & certificate, please contact us at telephone: (86-755) 8307 1443, or email: [CN.Doccheck@sgs.com](mailto:CN.Doccheck@sgs.com)

No.10 Weiye Road, Development Zone, Kunshan, Jiangsu, China 215300 t(86-512) 5735 5888 f(86-512) 57370818 www.sgs.com.cn  
中国·江苏·昆山开发区伟业路10号 邮编: 215300 t(86-512) 57355888 f(86-512) 57370818 sgs.china@sgs.com

### 3.6 Device Holder for Transmitters



F-2. Device Holder for Transmitters

- The DASY device holder is designed to cope with different positions given in the standard. It has two scales for the device rotation (with respect to the body axis) and the device inclination (with respect to the line between the ear reference points). The rotation centres for both scales are the ear reference point (ERP). Thus the device needs no repositioning when changing the angles.
- The DASY device holder has been made out of low-loss POM material having the following dielectric parameters: relative permittivity  $\epsilon=3$  and loss tangent  $\delta=0.02$ . The amount of dielectric material has been reduced in the closest vicinity of the device, since measurements have suggested that the influence of the clamp on the test results could thus be lowered.

## 3.7 Measurement procedure

### 3.7.1 Scanning procedure

#### Step 1: Power reference measurement

The “reference” and “drift” measurements are located at the beginning and end of the batch process. They measure the field drift at one single point in the liquid over the complete procedure.

#### Step 2: Area scan

The SAR distribution at the exposed side of the head was measured at a distance of 4mm from the inner surface of the shell. The area covered the entire dimension of the head and the horizontal grid spacing was 15mm\*15mm or 12mm\*12mm or 10mm\*10mm. Based on the area scan data, the area of the maximum absorption was determined by spline interpolation.

#### Step 3: Zoom scan

Around this point, a volume of 30mm\*30mm\*30mm (fine resolution volume scan, zoom scan) was assessed by measuring 5x5x7 points ( $\leq 2\text{GHz}$ ) and 7x7x7 points ( $\geq 2\text{GHz}$ ). On this basis of this data set, the spatial peak SAR value was evaluated with the following procedure:

The data at the surface was extrapolated, since the centre of the dipoles is 2.0mm away from the tip of the probe and the distance between the surface and the lowest measuring point is 1.2mm. (This can be variable. Refer to the probe specification). The extrapolation was based on a least square algorithm. A polynomial of the fourth order was calculated through the points in z-axes. This polynomial was then used to evaluate the points between the surface and the probe tip. The maximum interpolated value was searched with a straight-forward algorithm. Around this maximum the SAR values averaged over the spatial volumes (1g or 10g) were computed using the 3D-Spline interpolation algorithm. The volume was integrated with the trapezoidal algorithm. One thousand points were interpolated to calculate the average. All neighbouring volumes were evaluated until no neighboring volume with a higher average value was found.

The area and zoom scan resolutions specified in the table below must be applied to the SAR measurements. Probe boundary effect error compensation is required for measurements with the probe tip closer than half a probe tip diameter to the phantom surface. Both the probe tip diameter and sensor offset distance must satisfy measurement protocols; to ensure probe boundary effect errors are minimized and the higher fields closest to the phantom surface can be correctly measured and extrapolated to the phantom surface for computing 1-g SAR. Tolerances of the post-processing algorithms must be verified by the test laboratory for the scan resolutions used in the SAR measurements, according to the reference distribution functions specified in IEEE Std. 1528-2013.





|   |  | $\leq 3 \text{ GHz}$   | $> 3 \text{ GHz}$  |
|---|--|--|--|
| Maximum distance from closest measurement point (geometric center of probe sensors) to phantom surface  |  | $5 \pm 1 \text{ mm}$   | $\frac{1}{2} \cdot \delta \cdot \ln(2) \pm 0.5 \text{ mm}$   |
| Maximum probe angle from probe axis to phantom surface normal at the measurement location   |  | $30^\circ \pm 1^\circ$   | $20^\circ \pm 1^\circ$   |
| Maximum area scan spatial resolution: $\Delta x_{\text{Area}}, \Delta y_{\text{Area}}$  |  | $\leq 2 \text{ GHz: } \leq 15 \text{ mm}$<br>$2 - 3 \text{ GHz: } \leq 12 \text{ mm}$  | $3 - 4 \text{ GHz: } \leq 12 \text{ mm}$<br>$4 - 6 \text{ GHz: } \leq 10 \text{ mm}$   |
|   |  | When the x or y dimension of the test device, in the measurement plane orientation, is smaller than the above, the measurement resolution must be $\leq$ the corresponding x or y dimension of the test device with at least one measurement point on the test device. |  |
| Maximum zoom scan spatial resolution: $\Delta x_{\text{Zoom}}, \Delta y_{\text{Zoom}}$  |  | $\leq 2 \text{ GHz: } \leq 8 \text{ mm}$<br>$2 - 3 \text{ GHz: } \leq 5 \text{ mm}^*$  | $3 - 4 \text{ GHz: } \leq 5 \text{ mm}^*$<br>$4 - 6 \text{ GHz: } \leq 4 \text{ mm}^*$   |
| Maximum zoom scan spatial resolution, normal to phantom surface   | uniform grid: $\Delta z_{\text{Zoom}}(n)$  | $\leq 5 \text{ mm}$  | $3 - 4 \text{ GHz: } \leq 4 \text{ mm}$<br>$4 - 5 \text{ GHz: } \leq 3 \text{ mm}$<br>$5 - 6 \text{ GHz: } \leq 2 \text{ mm}$    |
|   | graded grid<br>$\Delta z_{\text{Zoom}}(1)$ : between 1 <sup>st</sup> two points closest to phantom surface | $\leq 4 \text{ mm}$  | $3 - 4 \text{ GHz: } \leq 3 \text{ mm}$<br>$4 - 5 \text{ GHz: } \leq 2.5 \text{ mm}$<br>$5 - 6 \text{ GHz: } \leq 2 \text{ mm}$  |
|   | $\Delta z_{\text{Zoom}}(n>1)$ : between subsequent points  | $\leq 1.5 \cdot \Delta z_{\text{Zoom}}(n-1)$   |  |
| Minimum zoom scan volume  | x, y, z  | $\geq 30 \text{ mm}$   | $3 - 4 \text{ GHz: } \geq 28 \text{ mm}$<br>$4 - 5 \text{ GHz: } \geq 25 \text{ mm}$<br>$5 - 6 \text{ GHz: } \geq 22 \text{ mm}$ |
| Note: $\delta$ is the penetration depth of a plane-wave at normal incidence to the tissue medium; see draft standard IEEE P1528-2011 for details.   |  |  |  |
| * When zoom scan is required and the <u>reported</u> SAR from the <u>area scan based 1-g SAR estimation</u> procedures of KDB 447498 is $\leq 1.4 \text{ W/kg}$ , $\leq 8 \text{ mm}$ , $\leq 7 \text{ mm}$ and $\leq 5 \text{ mm}$ zoom scan resolution may be applied, respectively, for 2 GHz to 3 GHz, 3 GHz to 4 GHz and 4 GHz to 6 GHz. |  |  |  |

### Step 4: Power reference measurement (drift)

The Power Drift Measurement job measures the field at the same location as the most recent power reference measurement job within the same procedure, and with the same settings. The indicated drift is mainly the variation of the DUT's output power and should vary max.  $\pm 5 \%$



Unless otherwise agreed in writing, this document is issued by the Company subject to its General Conditions of Service printed overleaf, available on request or accessible at <https://www.sgs.com/en/Terms-and-Conditions>. Attention is drawn to the limitation of liability, indemnification and jurisdiction issues defined therein. Any holder of this document is advised that information contained hereon reflects the Company's findings at the time of its intervention only and within the limits of Client's instructions, if any. The Company's sole responsibility is to its Client and this document does not exonerate parties to a transaction from exercising all their rights and obligations under the transaction documents. This document cannot be reproduced except in full, without prior written approval of the Company. Any unauthorized alteration, forgery or falsification of the content or appearance of this document is unlawful and offenders may be prosecuted to the fullest extent of the law. Unless otherwise stated the results shown in this test report refer only to the sample(s) tested and such sample(s) are retained for 30 days only.

Attention: To check the authenticity of testing / inspection report & certificate, please contact us at telephone: (86-755) 8307 1443, or email: [CN.Doccheck@sgs.com](mailto:CN.Doccheck@sgs.com)

No.10 Weiye Road, Development Zone, Kunshan, Jiangsu, China 215300 t(86-512) 5735 5888 f(86-512) 57370818 www.sgs.com.cn  
中国·江苏·昆山开发区伟业路10号 邮编: 215300 t(86-512) 57355888 f(86-512) 57370818 sgs.china@sgs.com

## 3.7.2 Data Storage

The DASY software stores the acquired data from the data acquisition electronics as raw data (in microvolt readings from the probe sensors), together with all necessary software parameters for the data evaluation (probe calibration data, liquid parameters and device frequency and modulation data) in measurement files with the extension “.DAE3”. The software evaluates the desired unit and format for output each time the data is visualized or exported. This allows verification of the complete software setup even after the measurement and allows correction of incorrect parameter settings. For example, if a measurement has been performed with a wrong crest factor parameter in the device setup, the parameter can be corrected afterwards and the data can be re-evaluated. The measured data can be visualized or exported in different units or formats, depending on the selected probe type ([V/m], [A/m], [°C], [m W/g], [m W/cm²], [dBrel], etc.). Some of these units are not available in certain situations or show meaningless results, e.g., a SAR output in a lossless media will always be zero. Raw data can also be exported to perform the evaluation with other software packages.

## 3.7.3 Data Evaluation by SEMCAD

The SEMCAD software automatically executes the following procedures to calculate the field units from the microvolt readings at the probe connector. The parameters used in the evaluation are stored in the configuration modules of the software:

|                           |                |                      |
|---------------------------|----------------|----------------------|
| Probe parameters:         | - Sensitivity  | Normi, ai0, ai1, ai2 |
| - Conversion factor       | ConvFi         |                      |
| - Diode compression point | Dcpi           |                      |
| Device parameters:        | - Frequency    | f                    |
| - Crest factor            | cf             |                      |
| Media parameters:         | - Conductivity | ε                    |
| - Density                 | ρ              |                      |

These parameters must be set correctly in the software. They can be found in the component documents or they can be imported into the software from the configuration files issued for the DASY components. In the direct measuring mode of the multimeter option, the parameters of the actual system setup are used. In the scan visualization and export modes, the parameters stored in the corresponding document files are used.

The first step of the evaluation is a linearization of the filtered input signal to account for the compression characteristics of the detector diode. The compensation depends on the input signal, the diode type and the DC-transmission factor from the diode to the evaluation electronics.

If the exciting field is pulsed, the crest factor of the signal must be known to correctly compensate for peak power. The formula for each channel can be given as:

$$V_i = U_i + U_i^2 \cdot cf / dcp_i$$

With  $V_i$  = compensated signal of channel i (i = x, y, z)

$U_i$  = input signal of channel i (i = x, y, z)

cf = crest factor of exciting field (DASY parameter)





dcp i = diode compression point (DASY parameter)

From the compensated input signals the primary field data for each channel can be evaluated:

E-field probes:

$$E_i = (V_i / Norm_i \cdot ConvF)^{1/2}$$

H-field probes:

$$H_i = (V_i)^{1/2} \cdot (a_{i0} + a_{i1}f + a_{i2}f^2) / f$$

With  $V_i$  = compensated signal of channel i (i = x, y, z)

$Norm_i$  = sensor sensitivity of channel i (i = x, y, z)

[mV/(V/m)<sup>2</sup>] for E-field Probes

ConvF = sensitivity enhancement in solution

$a_{ij}$  = sensor sensitivity factors for H-field probes

f = carrier frequency [GHz]

$E_i$  = electric field strength of channel i in V/m

$H_i$  = magnetic field strength of channel i in A/m

The RSS value of the field components gives the total field strength (Hermitian magnitude):

$$E_{tot} = (E_x^2 + E_y^2 + E_z^2)^{1/2}$$

The primary field data are used to calculate the derived field units.

$$SAR = (E_{tot}^2 \cdot \sigma) / (\epsilon \cdot 1000)$$

With SAR = local specific absorption rate in mW/g

$E_{tot}$  = total field strength in V/m

$\sigma$  = conductivity in [mho/m] or [Siemens/m]

$\epsilon$  = equivalent tissue density in g/cm<sup>3</sup>

Note that the density is normally set to 1 (or 1.06), to account for actual brain density rather than the density of the simulation liquid. The power flow density is calculated assuming the excitation field to be a free space field.

$$P_{pwe} = E_{tot}^2 / 3770 \quad \text{or} \quad P_{pwe} = H_{tot}^2 \cdot 37.7$$

with  $P_{pwe}$  = equivalent power density of a plane wave in mW/cm<sup>2</sup>

$E_{tot}$  = total electric field strength in V/m

$H_{tot}$  = total magnetic field strength in A/m



## 4 SAR measurement variability and uncertainty

### 4.1 SAR measurement variability

Per KDB865664 D01 SAR measurement 100 MHz to 6 GHz v01r04, SAR measurement variability must be assessed for each frequency band, which is determined by the SAR probe calibration point and tissue-equivalent medium used for the device measurements. The additional measurements are repeated after the completion of all measurements requiring the same head or body tissue-equivalent medium in a frequency band. The test device should be returned to ambient conditions (normal room temperature) with the battery fully charged before it is re-mounted on the device holder for the repeated measurement(s) to minimize any unexpected variations in the repeated results.

- 1) Repeated measurement is not required when the original highest measured SAR is  $< 0.80$  W/kg; steps 2) through 4) do not apply.
- 2) When the original highest measured SAR is  $\geq 0.80$  W/kg, repeat that measurement once.
- 3) Perform a second repeated measurement only if the ratio of largest to smallest SAR for the original and first repeated measurements is  $> 1.20$  or when the original or repeated measurement is  $\geq 1.45$  W/kg ( $\sim 10\%$  from the 1-g SAR limit).
- 4) Perform a third repeated measurement only if the original, first or second repeated measurement is  $\geq 1.5$  W/kg and the ratio of largest to smallest SAR for the original, first and second repeated measurements is  $> 1.20$ .

The same procedures should be adapted for measurements according to extremity and occupational exposure limits by applying a factor of 2.5 for extremity exposure and a factor of 5 for occupational exposure to the corresponding SAR thresholds.



Unless otherwise agreed in writing, this document is issued by the Company subject to its General Conditions of Service printed overleaf, available on request or accessible at <https://www.sgs.com/en/Terms-and-Conditions>. Attention is drawn to the limitation of liability, indemnification and jurisdiction issues defined therein. Any holder of this document is advised that information contained hereon reflects the Company's findings at the time of its intervention only and within the limits of Client's instructions, if any. The Company's sole responsibility is to its Client and this document does not exonerate parties to a transaction from exercising all their rights and obligations under the transaction documents. This document cannot be reproduced except in full, without prior written approval of the Company. Any unauthorized alteration, forgery or falsification of the content or appearance of this document is unlawful and offenders may be prosecuted to the fullest extent of the law. Unless otherwise stated the results shown in this test report refer only to the sample(s) tested and such sample(s) are retained for 30 days only.

Attention: To check the authenticity of testing / inspection report & certificate, please contact us at telephone: (86-755) 8307 1443, or email: [CN.Doccheck@sgs.com](mailto:CN.Doccheck@sgs.com)

No.10 Weiye Road, Development Zone, Kunshan, Jiangsu, China 215300 t(86-512) 5735 5888 f(86-512) 57370818 www.sgs.com.cn  
中国·江苏·昆山开发区伟业路10号 邮编: 215300 t(86-512) 57355888 f(86-512) 57370818 sgs.china@sgs.com



## Compliance Certification Services (Kunshan) Inc.

Report No.: KSCR230400065601

Page: 23 of 85

### 4.2 SAR measurement uncertainty

Per KDB865664 D01 SAR Measurement 100 MHz to 6 GHz, when the highest measured 1-g SAR within a frequency band is  $< 1.5 \text{ W/kg}$  ( $< 3.75 \text{ W/kg}$  for 10g), the extensive SAR measurement uncertainty analysis described in IEEE Std 1528-2013 is not required in SAR reports submitted for equipment approval. The equivalent ratio (1.5/1.6) is applied to extremity and occupational exposure conditions.



Unless otherwise agreed in writing, this document is issued by the Company subject to its General Conditions of Service printed overleaf, available on request or accessible at <https://www.sgs.com/en/Terms-and-Conditions>. Attention is drawn to the limitation of liability, indemnification and jurisdiction issues defined therein. Any holder of this document is advised that information contained hereon reflects the Company's findings at the time of its intervention only and within the limits of Client's instructions, if any. The Company's sole responsibility is to its Client and this document does not exonerate parties to a transaction from exercising all their rights and obligations under the transaction documents. This document cannot be reproduced except in full, without prior written approval of the Company. Any unauthorized alteration, forgery or falsification of the content or appearance of this document is unlawful and offenders may be prosecuted to the fullest extent of the law. Unless otherwise stated the results shown in this test report refer only to the sample(s) tested and such sample(s) are retained for 30 days only.

Attention: To check the authenticity of testing /inspection report & certificate, please contact us at telephone: (86-755) 8307 1443, or email: [CN.Doccheck@sgs.com](mailto:CN.Doccheck@sgs.com)

No.10 Weiye Road, Development Zone, Kunshan, Jiangsu, China 215300 t(86-512) 5735 5888 f(86-512) 57370818 www.sgsgroup.com.cn  
中国·江苏·昆山开发区伟业路10号 邮编: 215300 t(86-512) 57355888 f(86-512) 57370818 sgs.china@sgs.com

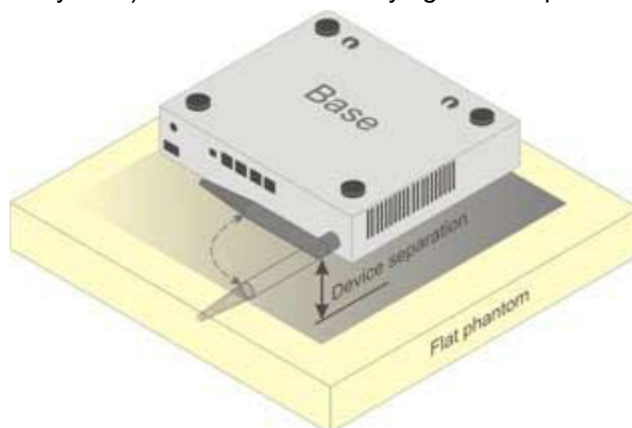
## 5 Description of Test Position

### 5.1 Extremity exposure conditions

Devices that are designed or intended for use on extremities, or mainly operated in extremity only exposure conditions, i.e., hands, wrists, feet and ankles, may require extremity SAR evaluation. When the device also operates in close proximity to the user's body, SAR compliance for the body is also required. The 1-g body and 10-g extremity SAR Test Exclusion Thresholds in 8.2 should be applied to determine SAR test requirements. When extremity SAR testing is required, a flat phantom must be used if the exposure condition is more conservative than the actual use conditions; otherwise, a KDB inquiry is required to determine the phantom and test requirements. Body SAR compliance is also tested with a flat phantom. For devices with irregular shapes or form factors that do not conform to a flat phantom, and/or unusual operating configurations and exposure conditions, a KDB inquiry is also required to determine the appropriate SAR measurement procedures. Unless it is specified differently in the published RF exposure KDB procedures, when simultaneous transmission applies to extremity exposure, the simultaneous transmission SAR test exclusion provisions should be applied. When simultaneous transmission SAR measurement is required, the enlarged zoom scan and volume scan post-processing procedures in KDB Publication 865664 D01 should be applied.

SAR can test the sides near the antenna, the surface of the device should be tested for SAR compliance with the device touching the phantom. The SAR Exclusion Threshold in KDB 447498 D04 can be applied to determine SAR test exclusion for adjacent edge configurations. The closest distance from the antenna to an adjacent device surface is used to determine if SAR testing is required for the adjacent surfaces, with the adjacent surface positioned against the phantom and the surface containing the antenna positioned perpendicular to the phantom.

For Hand-held mode(10g Extremity SAR) the EUT is set directly against the phantom and the test distance is 0mm.



Unless otherwise agreed in writing, this document is issued by the Company subject to its General Conditions of Service printed overleaf, available on request or accessible at <https://www.sgs.com/en/Terms-and-Conditions>. Attention is drawn to the limitation of liability, indemnification and jurisdiction issues defined therein. Any holder of this document is advised that information contained hereon reflects the Company's findings at the time of its intervention only and within the limits of Client's instructions, if any. The Company's sole responsibility is to its Client and this document does not exonerate parties to a transaction from exercising all their rights and obligations under the transaction documents. This document cannot be reproduced except in full, without prior written approval of the Company. Any unauthorized alteration, forgery or falsification of the content or appearance of this document is unlawful and offenders may be prosecuted to the fullest extent of the law. Unless otherwise stated the results shown in this test report refer only to the sample(s) tested and such sample(s) are retained for 30 days only.

Attention: To check the authenticity of testing /inspection report & certificate, please contact us at telephone: (86-755) 8307 1443, or email: [CN.Doccheck@sgs.com](mailto:CN.Doccheck@sgs.com)

No.10 Weiye Road, Development Zone, Kunshan, Jiangsu, China 215300 t(86-512) 5735 5888 f(86-512) 57370818 www.sgs.com.cn  
中国·江苏·昆山开发区伟业路10号 邮编: 215300 t(86-512) 57355888 f(86-512) 57370818 sgs.china@sgs.com

## 6 SAR System Verification Procedure

### 6.1 Tissue Simulate Liquid

#### 6.1.1 Recipes for Tissue Simulate Liquid

The following tables give the recipes for tissue simulating liquids to be used in different frequency bands:

| Ingredients<br>(% by weight) | Frequency<br>(MHz) |       |       |      |       |       |       |      |      |      |
|------------------------------|--------------------|-------|-------|------|-------|-------|-------|------|------|------|
|                              | 450                |       | 835   |      | 915   |       | 1900  |      | 2450 |      |
| Tissue Type                  | Head               | Body  | Head  | Body | Head  | Body  | Head  | Body | Head | Body |
| Water                        | 38.56              | 51.16 | 41.45 | 52.4 | 41.05 | 56.0  | 54.9  | 40.4 | 62.7 | 73.2 |
| Salt (NaCl)                  | 3.95               | 1.49  | 1.45  | 1.4  | 1.35  | 0.76  | 0.18  | 0.5  | 0.5  | 0.04 |
| Sugar                        | 56.32              | 46.78 | 56.0  | 45.0 | 56.5  | 41.76 | 0.0   | 58.0 | 0.0  | 0.0  |
| HEC                          | 0.98               | 0.52  | 1.0   | 1.0  | 1.0   | 1.21  | 0.0   | 1.0  | 0.0  | 0.0  |
| Bactericide                  | 0.19               | 0.05  | 0.1   | 0.1  | 0.1   | 0.27  | 0.0   | 0.1  | 0.0  | 0.0  |
| Triton X-100                 | 0.0                | 0.0   | 0.0   | 0.0  | 0.0   | 0.0   | 0.0   | 0.0  | 36.8 | 0.0  |
| DGBE                         | 0.0                | 0.0   | 0.0   | 0.0  | 0.0   | 0.0   | 44.92 | 0.0  | 0.0  | 26.7 |
| Dielectric Constant          | 43.42              | 58.0  | 42.54 | 56.1 | 42.0  | 56.8  | 39.9  | 54.0 | 39.8 | 52.5 |
| Conductivity (S/m)           | 0.85               | 0.83  | 0.91  | 0.95 | 1.0   | 1.07  | 1.42  | 1.45 | 1.88 | 1.78 |

HSL5GHz is composed of the following ingredients:

Water: 50-65%

Mineral oil: 10-30%

Emulsifiers: 8-25%

Sodium salt: 0-1.5%

MSL5GHz is composed of the following ingredients:

Water: 64-78%

Mineral oil: 11-18%

Emulsifiers: 9-15%

Sodium salt: 2-3%





## 6.1.2 Test Liquids Confirmation

### Simulated tissue liquid parameter confirmation

The dielectric parameters were checked prior to assessment using the SPEAG DAK3.5 dielectric probe kit. The dielectric parameters measured are reported in each correspondent section.

### IEEE SCC-34/SC-2 P1528 recommended tissue dielectric parameters

The head tissue dielectric parameters recommended by the IEEE SCC-34/SC-2 in P1528 have been incorporated in the following table. These head parameters are derived from planar layer models simulating the highest expected SAR for the dielectric properties and tissue thickness variations in a human head. Other head and body tissue parameters that have not been specified in P1528 are derived from the tissue dielectric parameters computed from the 4-Cole-Cole equations and extrapolated according to the head parameters specified in P1528

| Target Frequency<br>(MHz) | Head         |                | Body         |                |
|---------------------------|--------------|----------------|--------------|----------------|
|                           | $\epsilon_r$ | $\sigma$ (S/m) | $\epsilon_r$ | $\sigma$ (S/m) |
| 150                       | 52.3         | 0.76           | 61.9         | 0.80           |
| 300                       | 45.3         | 0.87           | 58.2         | 0.92           |
| 450                       | 43.5         | 0.87           | 56.7         | 0.94           |
| 835                       | 41.5         | 0.90           | 55.2         | 0.97           |
| 900                       | 41.5         | 0.97           | 55.0         | 1.05           |
| 915                       | 41.5         | 0.98           | 55.0         | 1.06           |
| 1450                      | 40.5         | 1.20           | 54.0         | 1.30           |
| 1610                      | 40.3         | 1.29           | 53.8         | 1.40           |
| 1800-2000                 | 40.0         | 1.40           | 53.3         | 1.52           |
| 2450                      | 39.2         | 1.80           | 52.7         | 1.95           |
| 3000                      | 38.5         | 2.40           | 52.0         | 2.73           |
| 5800                      | 35.3         | 5.27           | 48.2         | 6.00           |

( $\epsilon_r$  = relative permittivity,  $\sigma$  = conductivity and  $\rho = 1000 \text{ kg/m}^3$ )



Unless otherwise agreed in writing, this document is issued by the Company subject to its General Conditions of Service printed overleaf, available on request or accessible at <https://www.sgs.com/en/Terms-and-Conditions>. Attention is drawn to the limitation of liability, indemnification and jurisdiction issues defined therein. Any holder of this document is advised that information contained hereon reflects the Company's findings at the time of its intervention only and within the limits of Client's instructions, if any. The Company's sole responsibility is to its Client and this document does not exonerate parties to a transaction from exercising all their rights and obligations under the transaction documents. This document cannot be reproduced except in full, without prior written approval of the Company. Any unauthorized alteration, forgery or falsification of the content or appearance of this document is unlawful and offenders may be prosecuted to the fullest extent of the law. Unless otherwise stated the results shown in this test report refer only to the sample(s) tested and such sample(s) are retained for 30 days only.

Attention: To check the authenticity of testing / inspection report & certificate, please contact us at telephone: (86-755) 8307 1443, or email: [CN.Doccheck@sgs.com](mailto:CN.Doccheck@sgs.com)

No.10 Weiye Road, Development Zone, Kunshan, Jiangsu, China 215300 t(86-512) 5735 5888 f(86-512) 57370818 www.sgsgroup.com.cn  
中国·江苏·昆山开发区伟业路10号 邮编: 215300 t(86-512) 57355888 f(86-512) 57370818 sgs.china@sgs.com





## Compliance Certification Services (Kunshan) Inc.

Report No.: KSCR230400065601

Page: 27 of 85

### 6.1.3 Measurement for Tissue Simulate Liquid

The dielectric properties for this Tissue Simulate Liquids were measured by using the SPEAG DAK3.5 dielectric probe kit in conjunction with Agilent Network Analyzer. The Conductivity ( $\sigma$ ) and Permittivity ( $\rho$ ) are listed in bellow table. For the SAR measurement given in this report. The temperature variation of the Tissue Simulate Liquids was  $22\pm 2^\circ\text{C}$ .

| Tissue Type | Measured Frequency (MHz) | Conductivity ( $\sigma$ ) | Permittivity ( $\epsilon_r$ ) | Conductivity Target ( $\sigma$ ) | Permittivity Target ( $\epsilon_r$ ) | Delta ( $\sigma$ ) (%) | Delta ( $\epsilon_r$ ) (%) | Limit (%) | Liquid Temp. ( $^\circ\text{C}$ ) | Date      |
|-------------|--------------------------|---------------------------|-------------------------------|----------------------------------|--------------------------------------|------------------------|----------------------------|-----------|-----------------------------------|-----------|
| 2450 Head   | 2450                     | 1.82                      | 39.15                         | 1.80                             | 39.20                                | 1.28                   | -0.14                      | $\pm 5$   | 22                                | 2023/6/7  |
| 5200 Head   | 5200                     | 4.57                      | 35.71                         | 4.66                             | 36.01                                | -1.91                  | -0.83                      | $\pm 5$   | 22.2                              | 2023/6/9  |
| 5800 Head   | 5800                     | 5.35                      | 34.46                         | 5.28                             | 35.24                                | 1.31                   | -2.20                      | $\pm 5$   | 22.2                              | 2023/6/10 |



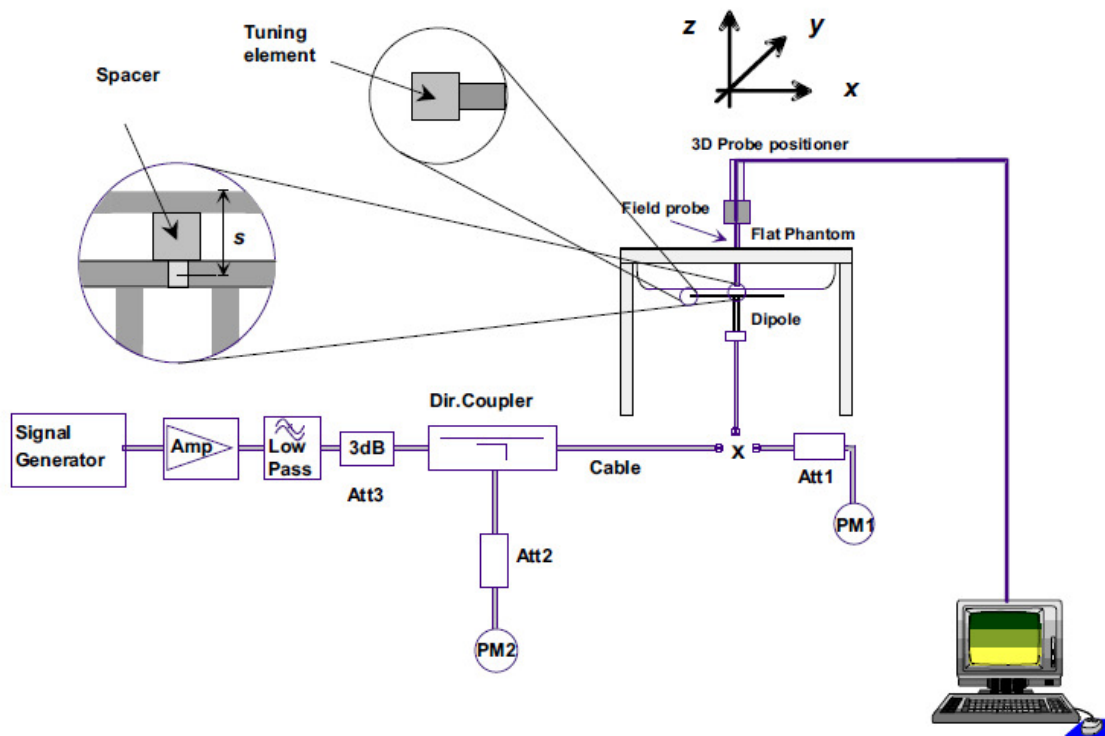
Unless otherwise agreed in writing, this document is issued by the Company subject to its General Conditions of Service printed overleaf, available on request or accessible at <https://www.sgs.com/en/Terms-and-Conditions>. Attention is drawn to the limitation of liability, indemnification and jurisdiction issues defined therein. Any holder of this document is advised that information contained hereon reflects the Company's findings at the time of its intervention only and within the limits of Client's instructions, if any. The Company's sole responsibility is to its Client and this document does not exonerate parties to a transaction from exercising all their rights and obligations under the transaction documents. This document cannot be reproduced except in full, without prior written approval of the Company. Any unauthorized alteration, forgery or falsification of the content or appearance of this document is unlawful and offenders may be prosecuted to the fullest extent of the law. Unless otherwise stated the results shown in this test report refer only to the sample(s) tested and such sample(s) are retained for 30 days only.

Attention: To check the authenticity of testing /inspection report & certificate, please contact us at telephone: (86-755) 8307 1443, or email: [CN.Doccheck@sgs.com](mailto:CN.Doccheck@sgs.com)

No.10 Weiye Road, Development Zone, Kunshan, Jiangsu, China 215300 t(86-512) 5735 5888 f(86-512) 57370818 www.sgs.com.cn  
中国·江苏·昆山开发区伟业路10号 邮编: 215300 t(86-512) 57355888 f(86-512) 57370818 sgs.china@sgs.com

### 6.2 SAR System Check

The microwave circuit arrangement for system check is sketched in bellow figure. The daily system accuracy verification occurs within the flat section of the SAM phantom. A SAR measurement was performed to see if the measured SAR was within  $\pm 10\%$  from the target SAR values. The tests were conducted on the same days as the measurement of the EUT. The obtained results from the system accuracy verification are displayed in the following table. During the tests, the ambient temperature of the laboratory was in the range  $22 \pm 2^\circ\text{C}$ , the relative humidity was in the range 60% and the liquid depth above the ear reference points was above 15 cm in all the cases. It is seen that the system is operating within its specification, as the results are within acceptable tolerance of the reference values.



F-3. the microwave circuit arrangement used for SAR system verification

### 6.2.1 Justification for Extended SAR Dipole Calibrations

1) Referring to KDB865664 D01 requirements for dipole calibration, instead of the typical annual calibration recommended by measurement standards, longer calibration intervals of up to three years may be considered when it is demonstrated that the SAR target, impedance and return loss of a dipole have remain stable according to the following requirements. Each measured dipole is expected to evaluate with the following criteria at least on annual interval in Appendix C.

- a) There is no physical damage on the dipole;
- b) System check with specific dipole is within 10% of calibrated value;
- c) Return-loss is within 10% of calibrated measurement;
- d) Impedance is within  $5\Omega$  from the previous measurement.

2) Network analyzer probe calibration against air, distilled water and a shorting block performed before measuring liquid parameters.



Unless otherwise agreed in writing, this document is issued by the Company subject to its General Conditions of Service printed overleaf, available on request or accessible at <https://www.sgs.com/en/Terms-and-Conditions>. Attention is drawn to the limitation of liability, indemnification and jurisdiction issues defined therein. Any holder of this document is advised that information contained hereon reflects the Company's findings at the time of its intervention only and within the limits of Client's instructions, if any. The Company's sole responsibility is to its Client and this document does not exonerate parties to a transaction from exercising all their rights and obligations under the transaction documents. This document cannot be reproduced except in full, without prior written approval of the Company. Any unauthorized alteration, forgery or falsification of the content or appearance of this document is unlawful and offenders may be prosecuted to the fullest extent of the law. Unless otherwise stated the results shown in this test report refer only to the sample(s) tested and such sample(s) are retained for 30 days only.

Attention: To check the authenticity of testing /inspection report & certificate, please contact us at telephone: (86-755) 8307 1443, or email: [CN.Doccheck@sgs.com](mailto:CN.Doccheck@sgs.com)

No.10 Weiye Road, Development Zone, Kunshan, Jiangsu, China 215300 t(86-512) 5735 5888 f(86-512) 57370818 www.sgsgroup.com.cn  
中国·江苏·昆山开发区伟业路10号 邮编: 215300 t(86-512) 57355888 f(86-512) 57370818 sgs.china@sgs.com

## 6.2.2 Summary System Check Result(s)

| Validation Kit |                      | Measure<br>d SAR<br>250mW | Measured<br>SAR<br>250mW | Measured<br>SAR<br>(normalize<br>d to 1w) | Measured<br>SAR<br>(normalize<br>d to 1w) | Target SAR<br>(normalized<br>to 1w)<br>(±10%) | Target SAR<br>(normalized<br>to 1w)<br>(±10%) | Liqui<br>d<br>Temp.<br>(°C) | Measure<br>d<br>Date |
|----------------|----------------------|---------------------------|--------------------------|---|---|---|---|-----------------------------|----------------------|
|                |                      | 1g (W/kg)                 | 10g<br>(W/kg)            | 1g (W/kg)                                 | 10g (W/kg)                                | 1-g(W/kg)                                     | 10-g(W/kg)                                    |                             |                      |
| D2450V2        | Head                 | 13.5                      | 6.39                     | 54  | 25.56                                     | 53<br>(47.70~58.30<br>)                       | 24.7<br>(22.23~27.17<br>)                     | 22                          | 2023/6/7             |
| Validation Kit |                      | Measure<br>d SAR<br>100mW | Measured<br>SAR<br>100mW | Measured<br>SAR<br>(normalize<br>d to 1w) | Measured<br>SAR<br>(normalize<br>d to 1w) | Target SAR<br>(normalized<br>to 1w)<br>(±10%) | Target SAR<br>(normalized<br>to 1w)<br>(±10%) | Liqui<br>d<br>Temp.<br>(°C) | Measure<br>d<br>Date |
|                |                      | 1g (W/kg)                 | 10g<br>(W/kg)            | 1g (W/kg)                                 | 10g (W/kg)                                | 1-g(W/kg)                                     | 10-g(W/kg)                                    |                             |                      |
| D5GHzV<br>2    | Head<br>(5.2GHz<br>) | 8.31                      | 2.28                     | 83.1                                      | 22.8                                      | 77.6<br>(69.84~85.36<br>)                     | 22.1<br>(19.35~23.65<br>)                     | 22.2                        | 2023/6/9             |
|                | Head<br>(5.8GHz<br>) | 7.63                      | 2.19                     | 76.3                                      | 21.9                                      | 76.7<br>(69.03~84.37<br>)                     | 21.5<br>(19.35~23.65<br>)                     | 22.2                        | 2023/6/10            |

## 6.2.3 Detailed System Check Results

Please see the Appendix A



Unless otherwise agreed in writing, this document is issued by the Company subject to its General Conditions of Service printed overleaf, available on request or accessible at <https://www.sgs.com/en/Terms-and-Conditions>. Attention is drawn to the limitation of liability, indemnification and jurisdiction issues defined therein. Any holder of this document is advised that information contained hereon reflects the Company's findings at the time of its intervention only and within the limits of Client's instructions, if any. The Company's sole responsibility is to its Client and this document does not exonerate parties to a transaction from exercising all their rights and obligations under the transaction documents. This document cannot be reproduced except in full, without prior written approval of the Company. Any unauthorized alteration, forgery or falsification of the content or appearance of this document is unlawful and offenders may be prosecuted to the fullest extent of the law. Unless otherwise stated the results shown in this test report refer only to the sample(s) tested and such sample(s) are retained for 30 days only.

Attention: To check the authenticity of testing /inspection report & certificate, please contact us at telephone: (86-755) 8307 1443, or email: [CN.Doccheck@sgs.com](mailto:CN.Doccheck@sgs.com)

No.10 Weiye Road, Development Zone, Kunshan, Jiangsu, China 215300 t(86-512) 5735 5888 f(86-512) 57370818 www.sgs.com.cn  
中国·江苏·昆山开发区伟业路10号 邮编: 215300 t(86-512) 57355888 f(86-512) 57370818 sgs.china@sgs.com

## 7 Test Configuration

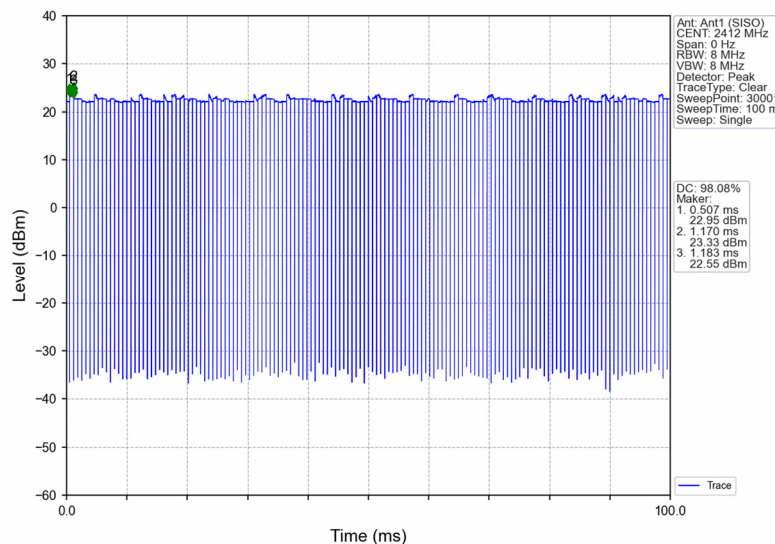
### 7.1.1 Wi-Fi Test Configuration

A Wi-Fi device must be configured to transmit continuously at the required data rate, channel bandwidth and signal modulation, using the highest transmission duty factor supported by the test mode tools for SAR measurement.

#### 7.1.1.1 Duty cycle

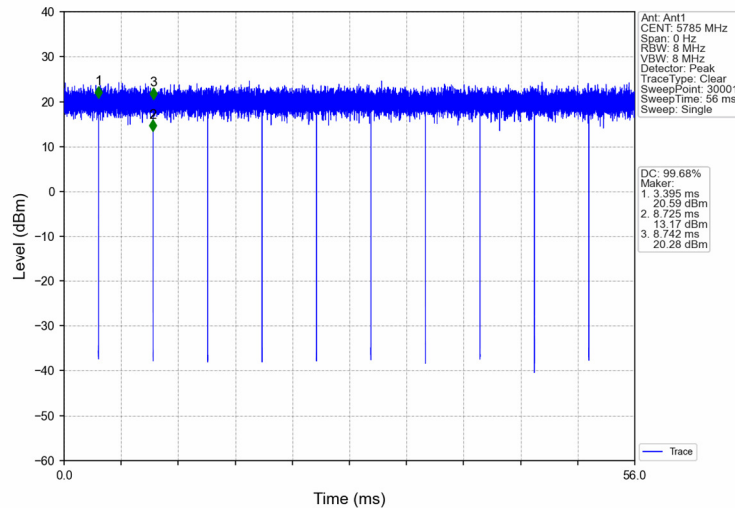
##### 1) 2.4GHz Wi-Fi:

Wi-Fi 802.11b: Duty cycle= 98.08%



2) 5GHz Wi-Fi:

11a: Duty cycle= 99.68%



Unless otherwise agreed in writing, this document is issued by the Company subject to its General Conditions of Service printed overleaf, available on request or accessible at <https://www.sgs.com/en/Terms-and-Conditions>. Attention is drawn to the limitation of liability, indemnification and jurisdiction issues defined therein. Any holder of this document is advised that information contained hereon reflects the Company's findings at the time of its intervention only and within the limits of Client's instructions, if any. The Company's sole responsibility is to its Client and this document does not exonerate parties to a transaction from exercising all their rights and obligations under the transaction documents. This document cannot be reproduced except in full, without prior written approval of the Company. Any unauthorized alteration, forgery or falsification of the content or appearance of this document is unlawful and offenders may be prosecuted to the fullest extent of the law. Unless otherwise stated the results shown in this test report refer only to the sample(s) tested and such sample(s) are retained for 30 days only.

Attention: To check the authenticity of testing /inspection report & certificate, please contact us at telephone: (86-755) 8307 1443, or email: [CN.Doccheck@sgs.com](mailto:CN.Doccheck@sgs.com)

No.10 Weiye Road, Development Zone, Kunshan, Jiangsu, China 215300 t(86-512) 5735 5888 f(86-512) 57370818 www.sgs.com.cn  
中国·江苏·昆山开发区伟业路10号 邮编: 215300 t(86-512) 57355888 f(86-512) 57370818 sgs.china@sgs.com



## 7.1.1.2 Initial Test Position SAR Test Reduction Procedure

DSSS and OFDM configurations are considered separately according to the required SAR procedures. SAR is measured in the initial test position using the 802.11 transmission mode configuration required by the DSSS procedure or initial test configuration and subsequent test configuration(s) according to the OFDM procedures. The initial test position procedure is described in the following:

- 1) . When the reported SAR of the initial test position is  $\leq 0.4$  W/kg, further SAR measurement is not required for the other (remaining) test positions in that exposure configuration and 802.11 transmission mode combinations within the frequency band or aggregated band. SAR is also not required for that exposure configuration in the subsequent test configuration(s).
- 2) . When the reported SAR of the initial test position is  $> 0.4$  W/kg, SAR is repeated for the 802.11 transmission mode configuration tested in the initial test position using subsequent highest extrapolated or estimated 1-g SAR conditions determined by area scans or next closest/smallest test separation distance and maximum RF coupling test positions based on manufacturer justification, on the highest maximum output power channel, until the reported SAR is  $\leq 0.8$  W/kg or all required test positions (left, right, touch, tilt or subsequent surfaces and edges) are tested.
- 3) . For all positions/configurations tested using the initial test position and subsequent test positions, when the reported SAR is  $> 0.8$  W/kg, SAR is measured for these test positions/configurations on the subsequent next highest measured output power channel(s) until the reported SAR is  $\leq 1.2$  W/kg or all required channels are tested. a) Additional power measurements may be required for this step, which should be limited to those necessary for identifying the subsequent highest output power channels.

## 7.1.1.3 Initial Test Configuration Procedures

An initial test configuration is determined for OFDM transmission modes according to the channel bandwidth, modulation and data rate combination(s) with the highest maximum output power specified for production units in each standalone and aggregated frequency band. SAR is measured using the highest measured maximum output power channel. For configurations with the same specified or measured maximum output power, additional transmission mode and test channel selection procedures are required. SAR test reduction for subsequent highest output test channels is determined according to *reported* SAR of the initial test configuration.

For next to the ear, hotspot mode and UMC mini-tablet exposure configurations where multiple test positions are required, the initial test position procedure is applied to minimize the number of test positions required for SAR measurement using the initial test configuration transmission mode. For fixed exposure conditions that do not have multiple SAR test positions, SAR is measured in the transmission mode determined by the initial test configuration.

When the *reported* SAR of the initial test configuration is  $> 0.8$  W/kg, SAR measurement is required for subsequent next highest measured output power channel(s) in the initial test configuration until *reported* SAR is  $\leq 1.2$  W/kg or all required channels are tested.

## 7.1.1.4 Subsequent Test Configuration Procedures

SAR measurement requirements for the remaining 802.11 transmission mode configurations that have not been tested in the initial test configuration are determined separately for each standalone and aggregated frequency band, in each exposure condition, according to the maximum output power specified for production units. The initial test position procedure is applied to next to the ear, UMPC mini-tablet and hotspot mode configurations.



When the same maximum output power is specified for multiple transmission modes, additional power measurements may be required to determine if SAR measurements are required for subsequent highest output power channels in a subsequent test configuration. The subsequent test configuration and SAR measurement procedures are described in the following.

- 1) . When SAR test exclusion provisions of KDB Publication 447498 are applicable and SAR measurement is not required for the initial test configuration, SAR is also not required for the next highest maximum output power transmission mode subsequent test configuration(s) in that frequency band or aggregated band and exposure configuration.
- 2) . When the highest *reported* SAR for the initial test configuration (when applicable, include subsequent highest output channels), according to the initial test position or fixed exposure position requirements, is adjusted by the ratio of the subsequent test configuration to initial test configuration specified maximum output power and the adjusted SAR is  $\leq 1.2$  W/kg, SAR is not required for that subsequent test configuration.
- 3) . The number of channels in the initial test configuration and subsequent test configuration can be different due to differences in channel bandwidth. When SAR measurement is required for a subsequent test configuration and the channel bandwidth is smaller than that in the initial test configuration, all channels in the subsequent test configuration that overlap with the larger bandwidth channel tested in the initial test configuration should be used to determine the highest maximum output power channel. This step requires additional power measurement to identify the highest maximum output power channel in the subsequent test configuration to determine SAR test reduction.
  - a) SAR should first be measured for the channel with highest measured output power in the subsequent test configuration.
  - b) SAR for subsequent highest measured maximum output power channels in the subsequent test configuration is required only when the *reported* SAR of the preceding higher maximum output power channel(s) in the subsequent test configuration is  $> 1.2$  W/kg or until all required channels are tested. i) For channels with the same measured maximum output power, SAR should be measured using the channel closest to the center frequency of the larger channel bandwidth channel in the initial test configuration.
- 4) . SAR measurements for the remaining highest specified maximum output power OFDM transmission mode configurations that have not been tested in the initial test configuration (highest maximum output) or subsequent test configuration(s) (subsequent next highest maximum output power) is determined by recursively applying the subsequent test configuration procedures in this section to the remaining configurations according to the following:
  - a) replace "subsequent test configuration" with "next subsequent test configuration" (i.e., subsequent next highest specified maximum output power configuration)
  - b) replace "initial test configuration" with "all tested higher output power configurations"

## 7.1.1.5 2.4 GHz Wi-Fi SAR Procedures

Separate SAR procedures are applied to DSSS and OFDM configurations in the 2.4 GHz band to simplify DSSS test requirements. For 802.11b DSSS SAR measurements, DSSS SAR procedure applies to fixed exposure test position and initial test position procedure applies to multiple exposure test positions. When SAR measurement is required for an OFDM configuration, the initial test configuration, subsequent test configuration and initial test position procedures are applied. The SAR test exclusion requirements for 802.11g/n OFDM configurations are described in following.

### • 802.11b DSSS SAR Test Requirements

SAR is measured for 2.4 GHz 802.11b DSSS using either a fixed test position or, when applicable, the initial test position procedure. SAR test reduction is determined according to the following:

- 1) . When the reported SAR of the highest measured maximum output power channel for the exposure configuration is  $\leq 0.8$  W/kg, no further SAR testing is required for 802.11b DSSS in that exposure



configuration.

- 2) . When the reported SAR is  $> 0.8 \text{ W/kg}$ , SAR is required for that exposure configuration using the next highest measured output power channel. When any reported SAR is  $> 1.2 \text{ W/kg}$ , SAR is required for the third channel; i.e., all channels require testing.
  - **2.4 GHz 802.11g/n OFDM SAR Test Exclusion Requirements**

When SAR measurement is required for 2.4 GHz 802.11g/n OFDM configurations, the measurement and test reduction procedures for OFDM are applied (section 5.3, including sub-sections). SAR is not required for the following 2.4 GHz OFDM conditions.

- 1) . When KDB Publication 447498 SAR test exclusion applies to the OFDM configuration.
- 2) . When the highest reported SAR for DSSS is adjusted by the ratio of OFDM to DSSS specified maximum output power and the adjusted SAR is  $\leq 1.2 \text{ W/kg}$ .

## 7.1.1.6 5 GHz Wi-Fi SAR Procedures

### • U-NII-1 and U-NII-2A Bands

For devices that operate in only one of the U-NII-1 and U-NII-2A bands, the normally required SAR procedures for OFDM configurations are applied. For devices that operate in both U-NII bands using the same transmitter and antenna(s), SAR test reduction is determined according to the following:

- 1) When the same maximum output power is specified for both bands, begin SAR measurement in U-NII-2A band by applying the OFDM SAR requirements. If the highest reported SAR for a test configuration is  $\leq 1.2 \text{ W/kg}$ , SAR is not required for U-NII-1 band for that configuration (802.11 mode and exposure condition); otherwise, both bands are tested independently for SAR.
- 2) When different maximum output power is specified for the bands, begin SAR measurement in the band with higher specified maximum output power. The highest reported SAR for the tested configuration is adjusted by the ratio of lower to higher specified maximum output power for the two bands. When the adjusted SAR is  $\leq 1.2 \text{ W/kg}$ , SAR is not required for the band with lower maximum output power in that test configuration; otherwise, both bands are tested independently for SAR.
- 3) The two U-NII bands may be aggregated to support a 160 MHz channel on channel number 50. Without additional testing, the maximum output power for this is limited to the lower of the maximum output power certified for the two bands. When SAR measurement is required for at least one of the bands and the highest reported SAR adjusted by the ratio of specified maximum output power of aggregated to standalone band is  $> 1.2 \text{ W/kg}$ , SAR is required for the 160 MHz channel. This procedure does not apply to an aggregated band with maximum output higher than the standalone band(s); the aggregated band must be tested independently for SAR. SAR is not required when the 160 MHz channel is operating at a reduced maximum power and also qualifies for SAR test exclusion.

### • U-NII-2C and U-NII-3 Bands

The frequency range covered by these bands is 380 MHz (5.47 – 5.85 GHz), which requires a minimum of at least two SAR probe calibration frequency points to support SAR measurements. when Terminal Doppler Weather Radar (TDWR) restriction applies, all channels that operate at 5.60 – 5.65 GHz must be included to apply the SAR test reduction and measurement procedures.

When the same transmitter and antenna(s) are used for U-NII-2C band and U-NII-3 band or 5.8 GHz band of §15.247, the bands may be aggregated to enable additional channels with 20, 40 or 80 MHz bandwidth to span across the band gap, as illustrated in Appendix B. The maximum output power for the additional band gap channels is limited to the lower of those certified for the bands. Unless band gap channels are permanently disabled, they must be considered for SAR testing. The frequency range covered by these bands is 380 MHz



Unless otherwise agreed in writing, this document is issued by the Company subject to its General Conditions of Service printed overleaf, available on request or accessible at <https://www.sgs.com/en/Terms-and-Conditions>. Attention is drawn to the limitation of liability, indemnification and jurisdiction issues defined therein. Any holder of this document is advised that information contained hereon reflects the Company's findings at the time of its intervention only and within the limits of Client's instructions, if any. The Company's sole responsibility is to its Client and this document does not exonerate parties to a transaction from exercising all their rights and obligations under the transaction documents. This document cannot be reproduced except in full, without prior written approval of the Company. Any unauthorized alteration, forgery or falsification of the content or appearance of this document is unlawful and offenders may be prosecuted to the fullest extent of the law. Unless otherwise stated the results shown in this test report refer only to the sample(s) tested and such sample(s) are retained for 30 days only.

**Attention: To check the authenticity of testing / inspection report & certificate, please contact us at telephone: (86-755) 8307 1443, or email: CN.Doccheck@sgs.com**

No.10 Weiye Road, Development Zone, Kunshan, Jiangsu, China 215300 t(86-512) 5735 5888 f(86-512) 57370818 www.sgsgroup.com.cn  
 中国·江苏·昆山开发区伟业路10号 邮编: 215300 t(86-512) 57355888 f(86-512) 57370818 sgs.china@sgs.com



(5.47 – 5.85 GHz), which requires a minimum of at least two SAR probe calibration frequency points to support SAR measurements. To maintain SAR measurement accuracy and to facilitate test reduction, the channels in U-NII-2C band above 5.65 GHz may be grouped with the 5.8 GHz channels in U-NII-3 or §15.247 band to enable two SAR probe calibration frequency points to cover the bands, including the band gap channels. When band gap channels are supported and the bands are not aggregated for SAR testing, band gap channels must be considered independently in each band according to the normally required OFDM SAR measurement and probe calibration frequency points requirements.

## • OFDM Transmission Mode SAR Test Configuration and Channel Selection Requirements

The initial test configuration for 5 GHz OFDM transmission modes is determined by the 802.11 configuration with the highest maximum output power specified for production units, including tune-up tolerance, in each standalone and aggregated frequency band. SAR for the initial test configuration is measured using the highest maximum output power channel determined by the default power measurement procedures. When multiple configurations in a frequency band have the same specified maximum output power, the initial test configuration is determined according to the following steps applied sequentially.

- 1) The largest channel bandwidth configuration is selected among the multiple configurations with the same specified maximum output power.
- 2) If multiple configurations have the same specified maximum output power and largest channel bandwidth, the lowest order modulation among the largest channel bandwidth configurations is selected.
- 3) If multiple configurations have the same specified maximum output power, largest channel bandwidth and lowest order modulation, the lowest data rate configuration among these configurations is selected.
- 4) When multiple transmission modes (802.11a/g/n/ac) have the same specified maximum output power, largest channel bandwidth, lowest order modulation and lowest data rate, the lowest order 802.11 mode is selected; i.e., 802.11a is chosen over 802.11n then 802.11ac or 802.11g is chosen over 802.11n. After an initial test configuration is determined, if multiple test channels have the same measured maximum output power, the channel chosen for SAR measurement is determined according to the following. These channel selection procedures apply to both the initial test configuration and subsequent test configuration(s), with respect to the default power measurement procedures or additional power measurements required for further SAR test reduction. The same procedures also apply to subsequent highest output power channel(s) selection.
  - a) The channel closest to mid-band frequency is selected for SAR measurement.
  - b) For channels with equal separation from mid-band frequency; for example, high and low channels or two mid-band channels, the higher frequency (number) channel is selected for SAR measurement.

## • SAR Test Requirements for OFDM configurations

When SAR measurement is required for 802.11 a/n/ac OFDM configurations, each standalone and frequency aggregated band is considered separately for SAR test reduction. When the same transmitter and antenna(s) are used for U-NII-1 and U-NII-2A bands, additional SAR test reduction applies. When band gap channels between U-NII-2C band and 5.8 GHz U-NII-3 or §15.247 band are supported, the highest maximum output power transmission mode configuration and maximum output power channel across the bands must be used to determine SAR test reduction, according to the initial test configuration and subsequent test configuration requirements. In applying the initial test configuration and subsequent test configuration procedures, the 802.11 transmission configuration with the highest specified maximum output power and the channel within a test configuration with the highest measured maximum output power should be clearly distinguished to apply the procedures.

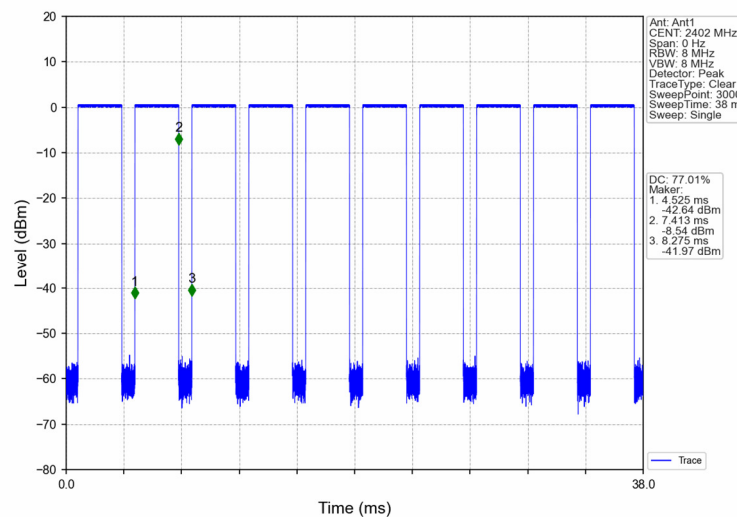


### 7.1.2 BluetoothTest Configuration

For the Bluetooth SAR tests, a communication link is set up with the test mode software for BT mode test. Bluetooth USES frequency hopping technology to divide the transmitted data into packets and transmit the packets respectively through 79 designated Bluetooth channels, 1MHz Bandwidth, frequency hops at 1600 hops/second per the Bluetooth standard. The Radio Frequency Channel Number (RFCN) is allocated to 0, 39 and 78 respectively in the case of 2402~2480 MHz during the test at each test frequency channel, the EUT is operated at the RF continuous emission mode.

#### 7.1.2.1 Duty cycle

Bluetooth duty cycle: 77.01%



Unless otherwise agreed in writing, this document is issued by the Company subject to its General Conditions of Service printed overleaf, available on request or accessible at <https://www.sgs.com/en/Terms-and-Conditions>. Attention is drawn to the limitation of liability, indemnification and jurisdiction issues defined therein. Any holder of this document is advised that information contained hereon reflects the Company's findings at the time of its intervention only and within the limits of Client's instructions, if any. The Company's sole responsibility is to its Client and this document does not exonerate parties to a transaction from exercising all their rights and obligations under the transaction documents. This document cannot be reproduced except in full, without prior written approval of the Company. Any unauthorized alteration, forgery or falsification of the content or appearance of this document is unlawful and offenders may be prosecuted to the fullest extent of the law. Unless otherwise stated the results shown in this test report refer only to the sample(s) tested and such sample(s) are retained for 30 days only.

Attention: To check the authenticity of testing /inspection report & certificate, please contact us at telephone: (86-755) 8307 1443, or email: [CN.Doccheck@sgs.com](mailto:CN.Doccheck@sgs.com)

No.10 Weiye Road, Development Zone, Kunshan, Jiangsu, China 215300 t(86-512) 5735 5888 f(86-512) 57370818 [www.sgsgroup.com.cn](http://www.sgsgroup.com.cn)  
中国·江苏·昆山开发区伟业路10号 邮编: 215300 t(86-512) 57355888 f(86-512) 57370818 [sgs.china@sgs.com](mailto:sgs.china@sgs.com)

## 8 Test Result

### 8.1 Measurement of RF Conducted Power

#### 8.1.1 Conducted Power Of WIFI 2.4G

ANT0

| Mode           | Channel | Frequency (MHz) | Data Rate(Mbps) | Average Power (dBm) | Tune up |
|----------------|---------|-----------------|-----------------|---------------------|---------|
| 802.11b        | 1       | 2412            | 1               | 16.01               | 17.00   |
|                | 6       | 2437            |                 | 16.62               | 17.00   |
|                | 11      | 2462            |                 | 16.25               | 17.00   |
| 802.11g        | 1       | 2412            | 6               | 15.90               | 17.00   |
|                | 6       | 2437            |                 | 16.78               | 17.00   |
|                | 11      | 2462            |                 | 15.86               | 17.00   |
| 802.11n HT20   | 1       | 2412            | 6.5             | 12.33               | 13.00   |
|                | 6       | 2437            |                 | 12.11               | 13.00   |
|                | 11      | 2462            |                 | 12.39               | 13.00   |
| 802.11n HT40   | 3       | 2422            | 13.5            | 12.30               | 13.00   |
|                | 6       | 2437            |                 | 12.33               | 13.00   |
|                | 9       | 2452            |                 | 11.77               | 13.00   |
| 802.11ax HEW20 | 1       | 2412            | 6.5             | 12.57               | 13.00   |
|                | 6       | 2437            |                 | 12.27               | 13.00   |
|                | 11      | 2462            |                 | 12.61               | 13.00   |
| 802.11ax HEW40 | 3       | 2422            | 13.5            | 12.01               | 13.00   |
|                | 6       | 2437            |                 | 11.99               | 13.00   |
|                | 9       | 2452            |                 | 11.39               | 13.00   |



Unless otherwise agreed in writing, this document is issued by the Company subject to its General Conditions of Service printed overleaf, available on request or accessible at <https://www.sgs.com/en/Terms-and-Conditions>. Attention is drawn to the limitation of liability, indemnification and jurisdiction issues defined therein. Any holder of this document is advised that information contained hereon reflects the Company's findings at the time of its intervention only and within the limits of Client's instructions, if any. The Company's sole responsibility is to its Client and this document does not exonerate parties to a transaction from exercising all their rights and obligations under the transaction documents. This document cannot be reproduced except in full, without prior written approval of the Company. Any unauthorized alteration, forgery or falsification of the content or appearance of this document is unlawful and offenders may be prosecuted to the fullest extent of the law. Unless otherwise stated the results shown in this test report refer only to the sample(s) tested and such sample(s) are retained for 30 days only.

Attention: To check the authenticity of testing /inspection report & certificate, please contact us at telephone: (86-755) 8307 1443, or email: [CN.Doccheck@sgs.com](mailto:CN.Doccheck@sgs.com)

No.10 Weiye Road, Development Zone, Kunshan, Jiangsu, China 215300 t(86-512) 5735 5888 f(86-512) 57370818 www.sgsgroup.com.cn  
中国·江苏·昆山开发区伟业路10号 邮编: 215300 t(86-512) 57355888 f(86-512) 57370818 sgs.china@sgs.com



## Compliance Certification Services (Kunshan) Inc.

Report No.: KSCR230400065601

Page: 39 of 85

### ANT1

| Mode           | Channel | Frequency (MHz) | Data Rate(Mbps) | Average Power (dBm) | Tune up |
|----------------|---------|-----------------|-----------------|---------------------|---------|
| 802.11b        | 1       | 2412            | 1               | 15.20               | 16.00   |
|                | 6       | 2437            |                 | 15.82               | 16.00   |
|                | 11      | 2462            |                 | 15.38               | 16.00   |
| 802.11g        | 1       | 2412            | 6               | 14.97               | 16.00   |
|                | 6       | 2437            |                 | 15.56               | 16.00   |
|                | 11      | 2462            |                 | 15.22               | 16.00   |
| 802.11n HT20   | 1       | 2412            | 6.5             | 13.35               | 14.00   |
|                | 6       | 2437            |                 | 13.17               | 14.00   |
|                | 11      | 2462            |                 | 13.57               | 14.00   |
| 802.11n HT40   | 3       | 2422            | 13.5            | 12.75               | 14.00   |
|                | 6       | 2437            |                 | 13.38               | 14.00   |
|                | 9       | 2452            |                 | 13.37               | 14.00   |
| 802.11ax HEW20 | 1       | 2412            | 6.5             | 13.65               | 14.00   |
|                | 6       | 2437            |                 | 13.42               | 14.00   |
|                | 11      | 2462            |                 | 13.81               | 14.00   |
| 802.11ax HEW40 | 3       | 2422            | 13.5            | 12.46               | 14.00   |
|                | 6       | 2437            |                 | 13.03               | 14.00   |
|                | 9       | 2452            |                 | 13.01               | 14.00   |

### MIMO

| Mode           | Channel | Frequency (MHz) | Data Rate(Mbps) | Average Power (dBm) | Tune up |
|----------------|---------|-----------------|-----------------|---------------------|---------|
| 802.11n HT20   | 1       | 2412            | 6.5             | 15.88               | 17.00   |
|                | 6       | 2437            |                 | 15.68               | 17.00   |
|                | 11      | 2462            |                 | 16.03               | 17.00   |
| 802.11n HT40   | 3       | 2422            | 13.5            | 15.54               | 17.00   |
|                | 6       | 2437            |                 | 15.90               | 17.00   |
|                | 9       | 2452            |                 | 15.65               | 17.00   |
| 802.11ax HEW20 | 1       | 2412            | 6.5             | 16.15               | 17.00   |
|                | 6       | 2437            |                 | 15.89               | 17.00   |
|                | 11      | 2462            |                 | 16.26               | 17.00   |
| 802.11ax HEW40 | 3       | 2422            | 13.5            | 15.25               | 17.00   |
|                | 6       | 2437            |                 | 15.55               | 17.00   |
|                | 9       | 2452            |                 | 15.29               | 17.00   |



Unless otherwise agreed in writing, this document is issued by the Company subject to its General Conditions of Service printed overleaf, available on request or accessible at <https://www.sgs.com/en/Terms-and-Conditions>. Attention is drawn to the limitation of liability, indemnification and jurisdiction issues defined therein. Any holder of this document is advised that information contained hereon reflects the Company's findings at the time of its intervention only and within the limits of Client's instructions, if any. The Company's sole responsibility is to its Client and this document does not exonerate parties to a transaction from exercising all their rights and obligations under the transaction documents. This document cannot be reproduced except in full, without prior written approval of the Company. Any unauthorized alteration, forgery or falsification of the content or appearance of this document is unlawful and offenders may be prosecuted to the fullest extent of the law. Unless otherwise stated the results shown in this test report refer only to the sample(s) tested and such sample(s) are retained for 30 days only.

Attention: To check the authenticity of testing / inspection report & certificate, please contact us at telephone: (86-755) 8307 1443, or email: [CN.Doccheck@sgs.com](mailto:CN.Doccheck@sgs.com)

No.10 Weiye Road, Development Zone, Kunshan, Jiangsu, China 215300 t(86-512) 5735 5888 f(86-512) 57370818 www.sgsgroup.com.cn  
中国·江苏·昆山开发区伟业路10号 邮编: 215300 t(86-512) 57355888 f(86-512) 57370818 sgs.china@sgs.com

### 8.1.2 Conducted Power Of WIFI 5G

ANTO

| 5GHz         | mode    | Channel | Frequency (MHz) | Data Rate(Mbps) | Average Power (dBm) | Tune up |
|--------------|---------|---------|-----------------|-----------------|---------------------|---------|
| 802.11a      | U-NII-1 | 36      | 5180            | 6               | 14.71               | 16.00   |
|              |         | 40      | 5200            |                 | 14.88               | 16.00   |
|              |         | 48      | 5240            |                 | 15.16               | 16.00   |
|              | U-NII-3 | 149     | 5745            |                 | 15.34               | 17.00   |
|              |         | 157     | 5785            |                 | 16.07               | 17.00   |
|              |         | 165     | 5825            |                 | 15.94               | 17.00   |
| 5GHz         | mode    | Channel | Frequency (MHz) | Data Rate(Mbps) | Average Power (dBm) | Tune up |
| 802.11n-HT20 | U-NII-1 | 36      | 5180            | MCS0            | 12.55               | 14.00   |
|              |         | 40      | 5200            |                 | 12.67               | 14.00   |
|              |         | 48      | 5240            |                 | 12.96               | 14.00   |
|              | U-NII-3 | 149     | 5745            |                 | 14.93               | 16.00   |
|              |         | 157     | 5785            |                 | 15.46               | 16.00   |
|              |         | 165     | 5825            |                 | 15.35               | 16.00   |
| 5GHz         | mode    | Channel | Frequency (MHz) | Data Rate(Mbps) | Average Power (dBm) | Tune up |
| 802.11n-HT40 | U-NII-1 | 38      | 5190            | MCS0            | 15.40               | 16.00   |
|              |         | 46      | 5230            |                 | 15.66               | 16.00   |
|              | U-NII-3 | 151     | 5755            |                 | 15.07               | 16.00   |
|              |         | 159     | 5795            |                 | 15.26               | 16.00   |
| 5GHz         | mode    | Channel | Frequency (MHz) | Data Rate(Mbps) | Average Power (dBm) | Tune up |
| 802.11ac 20M | U-NII-1 | 36      | 5180            | MCS0            | 12.50               | 14.00   |
|              |         | 40      | 5200            |                 | 12.65               | 14.00   |
|              |         | 48      | 5240            |                 | 12.95               | 14.00   |
|              | U-NII-3 | 149     | 5745            |                 | 14.89               | 16.00   |
|              |         | 157     | 5785            |                 | 14.40               | 16.00   |
|              |         | 165     | 5825            |                 | 14.27               | 16.00   |
| 5GHz         | mode    | Channel | Frequency (MHz) | Data Rate(Mbps) | Average Power (dBm) | Tune up |
| 802.11ac 40M | U-NII-1 | 38      | 5190            | MCS0            | 15.38               | 16.00   |
|              |         | 46      | 5230            |                 | 15.64               | 16.00   |
|              | U-NII-3 | 151     | 5755            |                 | 15.06               | 16.00   |
|              |         | 159     | 5795            |                 | 15.25               | 16.00   |
| 5GHz         | mode    | Channel | Frequency (MHz) | Data Rate(Mbps) | Average Power (dBm) | Tune up |
| 802.11ac 80M | U-NII-1 | 42      | 5210            | MCS0            | 15.63               | 16.00   |
|              | U-NII-3 | 155     | 5775            |                 | 15.18               | 16.00   |



Unless otherwise agreed in writing, this document is issued by the Company subject to its General Conditions of Service printed overleaf, available on request or accessible at <https://www.sgs.com/en/Terms-and-Conditions>. Attention is drawn to the limitation of liability, indemnification and jurisdiction issues defined therein. Any holder of this document is advised that information contained hereon reflects the Company's findings at the time of its intervention only and within the limits of Client's instructions, if any. The Company's sole responsibility is to its Client and this document does not exonerate parties to a transaction from exercising all their rights and obligations under the transaction documents. This document cannot be reproduced except in full, without prior written approval of the Company. Any unauthorized alteration, forgery or falsification of the content or appearance of this document is unlawful and offenders may be prosecuted to the fullest extent of the law. Unless otherwise stated the results shown in this test report refer only to the sample(s) tested and such sample(s) are retained for 30 days only.

**Attention: To check the authenticity of testing /inspection report & certificate, please contact us at telephone: (86-755) 8307 1443, or email: [CN.Doccheck@sgs.com](mailto:CN.Doccheck@sgs.com)**

No.10 Weiye Road, Development Zone, Kunshan, Jiangsu, China 215300 t(86-512) 5735 5888 f(86-512) 57370818 www.sgs.com.cn  
 中国·江苏·昆山开发区伟业路10号 邮编: 215300 t(86-512) 57355888 f(86-512) 57370818 sgs.china@sgs.com

## Compliance Certification Services (Kunshan) Inc.

Report No.: KSCR230400065601

Page: 41 of 85

| 5GHz            | mode    | Channel | Frequency (MHz) | Data Rate(Mbps) | Average Power (dBm) | Tune up |
|-----------------|---------|---------|-----------------|-----------------|---------------------|---------|
| 802.11ax<br>20M | U-NII-1 | 36      | 5180            | MCS0            | 12.82               | 14.00   |
|                 |         | 40      | 5200            |                 | 12.97               | 14.00   |
|                 |         | 48      | 5240            |                 | 13.19               | 14.00   |
|                 | U-NII-3 | 149     | 5745            |                 | 15.30               | 16.00   |
|                 |         | 157     | 5785            |                 | 14.83               | 16.00   |
|                 |         | 165     | 5825            |                 | 14.64               | 16.00   |
| 5GHz            | mode    | Channel | Frequency (MHz) | Data Rate(Mbps) | Average Power (dBm) | Tune up |
| 802.11ax<br>40M | U-NII-1 | 38      | 5190            | MCS0            | 15.19               | 16.00   |
|                 |         | 46      | 5230            |                 | 15.46               | 16.00   |
|                 | U-NII-3 | 151     | 5755            |                 | 14.82               | 16.00   |
|                 |         | 159     | 5795            |                 | 15.03               | 16.00   |
| 5GHz            | mode    | Channel | Frequency (MHz) | Data Rate(Mbps) | Average Power (dBm) | Tune up |
| 802.11ax<br>80M | U-NII-1 | 42      | 5210            | MCS0            | 15.52               | 16.00   |
|                 | U-NII-3 | 155     | 5775            |                 | 15.06               | 16.00   |

### ANT1

| 5GHz             | mode    | Channel | Frequency (MHz) | Data Rate(Mbps) | Average Power (dBm) | Tune up |
|------------------|---------|---------|-----------------|-----------------|---------------------|---------|
| 802.11a          | U-NII-1 | 36      | 5180            | 6               | 17.83               | 19.00   |
|                  |         | 40      | 5200            |                 | 17.79               | 19.00   |
|                  |         | 48      | 5240            |                 | 17.51               | 19.00   |
|                  | U-NII-3 | 149     | 5745            |                 | 16.47               | 18.00   |
|                  |         | 157     | 5785            |                 | 17.82               | 19.00   |
|                  |         | 165     | 5825            |                 | 18.20               | 19.00   |
| 5GHz             | mode    | Channel | Frequency (MHz) | Data Rate(Mbps) | Average Power (dBm) | Tune up |
| 802.11n-<br>HT20 | U-NII-1 | 36      | 5180            | MCS0            | 15.50               | 16.00   |
|                  |         | 40      | 5200            |                 | 15.52               | 16.00   |
|                  |         | 48      | 5240            |                 | 15.16               | 16.00   |
|                  | U-NII-3 | 149     | 5745            |                 | 12.67               | 14.00   |
|                  |         | 157     | 5785            |                 | 13.87               | 15.00   |
|                  |         | 165     | 5825            |                 | 14.27               | 15.00   |
| 5GHz             | mode    | Channel | Frequency (MHz) | Data Rate(Mbps) | Average Power (dBm) | Tune up |
| 802.11n-<br>HT40 | U-NII-1 | 38      | 5190            | MCS0            | 18.11               | 19.00   |
|                  |         | 46      | 5230            |                 | 17.71               | 19.00   |
|                  | U-NII-3 | 151     | 5755            |                 | 12.71               | 14.00   |
|                  |         | 159     | 5795            |                 | 13.82               | 14.00   |



Unless otherwise agreed in writing, this document is issued by the Company subject to its General Conditions of Service printed overleaf, available on request or accessible at <https://www.sgs.com/en/Terms-and-Conditions>. Attention is drawn to the limitation of liability, indemnification and jurisdiction issues defined therein. Any holder of this document is advised that information contained hereon reflects the Company's findings at the time of its intervention only and within the limits of Client's instructions, if any. The Company's sole responsibility is to its Client and this document does not exonerate parties to a transaction from exercising all their rights and obligations under the transaction documents. This document cannot be reproduced except in full, without prior written approval of the Company. Any unauthorized alteration, forgery or falsification of the content or appearance of this document is unlawful and offenders may be prosecuted to the fullest extent of the law. Unless otherwise stated the results shown in this test report refer only to the sample(s) tested and such sample(s) are retained for 30 days only.

**Attention: To check the authenticity of testing / inspection report & certificate, please contact us at telephone: (86-755) 8307 1443, or email: CN.Doccheck@sgs.com**

No.10 Weiye Road, Development Zone, Kunshan, Jiangsu, China 215300 t(86-512) 5735 5888 f(86-512) 57370818 www.sgs.com.cn  
 中国·江苏·昆山开发区伟业路10号 邮编: 215300 t(86-512) 57355888 f(86-512) 57370818 sgs.china@sgs.com

## Compliance Certification Services (Kunshan) Inc.

Report No.: KSCR230400065601

Page: 42 of 85

| 5GHz            | mode    | Channel | Frequency (MHz) | Data Rate(Mbps) | Average Power (dBm) | Tune up |
|-----------------|---------|---------|-----------------|-----------------|---------------------|---------|
| 802.11ac<br>20M | U-NII-1 | 36      | 5180            | MCS0            | 15.47               | 16.00   |
|                 |         | 40      | 5200            |                 | 15.51               | 16.00   |
|                 |         | 48      | 5240            |                 | 15.20               | 16.00   |
|                 | U-NII-3 | 149     | 5745            |                 | 12.68               | 14.00   |
|                 |         | 157     | 5785            |                 | 12.95               | 14.00   |
|                 |         | 165     | 5825            |                 | 13.31               | 14.00   |
| 5GHz            | mode    | Channel | Frequency (MHz) | Data Rate(Mbps) | Average Power (dBm) | Tune up |
| 802.11ac<br>40M | U-NII-1 | 38      | 5190            | MCS0            | 18.15               | 19.00   |
|                 |         | 46      | 5230            |                 | 17.72               | 19.00   |
|                 | U-NII-3 | 151     | 5755            |                 | 12.68               | 14.00   |
|                 |         | 159     | 5795            |                 | 13.82               | 14.00   |
| 5GHz            | mode    | Channel | Frequency (MHz) | Data Rate(Mbps) | Average Power (dBm) | Tune up |
| 802.11ac<br>80M | U-NII-1 | 42      | 5210            | MCS0            | 17.59               | 18.00   |
|                 | U-NII-3 | 155     | 5775            |                 | 13.04               | 14.00   |
| 5GHz            | mode    | Channel | Frequency (MHz) | Data Rate(Mbps) | Average Power (dBm) | Tune up |
| 802.11ax<br>20M | U-NII-1 | 36      | 5180            | MCS0            | 15.57               | 16.00   |
|                 |         | 40      | 5200            |                 | 15.58               | 16.00   |
|                 |         | 48      | 5240            |                 | 15.20               | 16.00   |
|                 | U-NII-3 | 149     | 5745            |                 | 12.81               | 14.00   |
|                 |         | 157     | 5785            |                 | 13.09               | 14.00   |
|                 |         | 165     | 5825            |                 | 13.40               | 14.00   |
| 5GHz            | mode    | Channel | Frequency (MHz) | Data Rate(Mbps) | Average Power (dBm) | Tune up |
| 802.11ax<br>40M | U-NII-1 | 38      | 5190            | MCS0            | 17.64               | 18.00   |
|                 |         | 46      | 5230            |                 | 17.30               | 18.00   |
|                 | U-NII-3 | 151     | 5755            |                 | 12.28               | 14.00   |
|                 |         | 159     | 5795            |                 | 13.36               | 14.00   |
| 5GHz            | mode    | Channel | Frequency (MHz) | Data Rate(Mbps) | Average Power (dBm) | Tune up |
| 802.11ax<br>80M | U-NII-1 | 42      | 5210            | MCS0            | 17.49               | 18.00   |
|                 | U-NII-3 | 155     | 5775            |                 | 12.97               | 14.00   |



Unless otherwise agreed in writing, this document is issued by the Company subject to its General Conditions of Service printed overleaf, available on request or accessible at <https://www.sgs.com/en/Terms-and-Conditions>. Attention is drawn to the limitation of liability, indemnification and jurisdiction issues defined therein. Any holder of this document is advised that information contained hereon reflects the Company's findings at the time of its intervention only and within the limits of Client's instructions, if any. The Company's sole responsibility is to its Client and this document does not exonerate parties to a transaction from exercising all their rights and obligations under the transaction documents. This document cannot be reproduced except in full, without prior written approval of the Company. Any unauthorized alteration, forgery or falsification of the content or appearance of this document is unlawful and offenders may be prosecuted to the fullest extent of the law. Unless otherwise stated the results shown in this test report refer only to the sample(s) tested and such sample(s) are retained for 30 days only.

Attention: To check the authenticity of testing / inspection report & certificate, please contact us at telephone: (86-755) 8307 1443, or email: [CN.Doccheck@sgs.com](mailto:CN.Doccheck@sgs.com)

No.10 Weiye Road, Development Zone, Kunshan, Jiangsu, China 215300 t(86-512) 5735 5888 f(86-512) 57370818 www.sgsgroup.com.cn  
中国·江苏·昆山开发区伟业路10号 邮编: 215300 t(86-512) 57355888 f(86-512) 57370818 sgs.china@sgs.com

## Compliance Certification Services (Kunshan) Inc.

Report No.: KSCR230400065601

Page: 43 of 85

### MIMO

| 5GHz         | mode    | Channel | Frequency (MHz) | Data Rate(Mbps) | Average Power (dBm) | Tune up |
|--------------|---------|---------|-----------------|-----------------|---------------------|---------|
| 802.11a      | U-NII-1 | 36      | 5180            | 6               | NA                  |         |
|              |         | 40      | 5200            |                 |                     |         |
|              |         | 48      | 5240            |                 |                     |         |
|              | U-NII-3 | 149     | 5745            |                 |                     |         |
|              |         | 157     | 5785            |                 |                     |         |
|              |         | 165     | 5825            |                 |                     |         |
| 5GHz         | mode    | Channel | Frequency (MHz) | Data Rate(Mbps) | Average Power (dBm) | Tune up |
| 802.11n-HT20 | U-NII-1 | 36      | 5180            | MCS0            | 17.28               | 18.00   |
|              |         | 40      | 5200            |                 | 17.34               | 18.00   |
|              |         | 48      | 5240            |                 | 17.21               | 18.00   |
|              | U-NII-3 | 149     | 5745            |                 | 16.96               | 18.00   |
|              |         | 157     | 5785            |                 | 17.75               | 18.00   |
|              |         | 165     | 5825            |                 | 17.85               | 18.00   |
| 5GHz         | mode    | Channel | Frequency (MHz) | Data Rate(Mbps) | Average Power (dBm) | Tune up |
| 802.11n-HT40 | U-NII-1 | 38      | 5190            | MCS0            | 19.97               | 21.00   |
|              |         | 46      | 5230            |                 | 19.82               | 21.00   |
|              | U-NII-3 | 151     | 5755            |                 | 17.06               | 18.00   |
|              |         | 159     | 5795            |                 | 17.61               | 18.00   |
| 5GHz         | mode    | Channel | Frequency (MHz) | Data Rate(Mbps) | Average Power (dBm) | Tune up |
| 802.11ac 20M | U-NII-1 | 36      | 5180            | MCS0            | 17.24               | 18.00   |
|              |         | 40      | 5200            |                 | 17.32               | 18.00   |
|              |         | 48      | 5240            |                 | 17.23               | 18.00   |
|              | U-NII-3 | 149     | 5745            |                 | 16.93               | 18.00   |
|              |         | 157     | 5785            |                 | 16.75               | 18.00   |
|              |         | 165     | 5825            |                 | 16.83               | 18.00   |
| 5GHz         | mode    | Channel | Frequency (MHz) | Data Rate(Mbps) | Average Power (dBm) | Tune up |
| 802.11ac 40M | U-NII-1 | 38      | 5190            | MCS0            | 19.99               | 21.00   |
|              |         | 46      | 5230            |                 | 19.81               | 21.00   |
|              | U-NII-3 | 151     | 5755            |                 | 17.04               | 18.00   |
|              |         | 159     | 5795            |                 | 17.60               | 18.00   |
| 5GHz         | mode    | Channel | Frequency (MHz) | Data Rate(Mbps) | Average Power (dBm) | Tune up |
| 802.11ac 80M | U-NII-1 | 42      | 5210            | MCS0            | 19.73               | 21.00   |
|              | U-NII-3 | 155     | 5775            |                 | 17.25               | 18.00   |



Unless otherwise agreed in writing, this document is issued by the Company subject to its General Conditions of Service printed overleaf, available on request or accessible at <https://www.sgs.com/en/Terms-and-Conditions>. Attention is drawn to the limitation of liability, indemnification and jurisdiction issues defined therein. Any holder of this document is advised that information contained hereon reflects the Company's findings at the time of its intervention only and within the limits of Client's instructions, if any. The Company's sole responsibility is to its Client and this document does not exonerate parties to a transaction from exercising all their rights and obligations under the transaction documents. This document cannot be reproduced except in full, without prior written approval of the Company. Any unauthorized alteration, forgery or falsification of the content or appearance of this document is unlawful and offenders may be prosecuted to the fullest extent of the law. Unless otherwise stated the results shown in this test report refer only to the sample(s) tested and such sample(s) are retained for 30 days only.

Attention: To check the authenticity of testing /inspection report & certificate, please contact us at telephone: (86-755) 8307 1443, or email: [CN.Doccheck@sgs.com](mailto:CN.Doccheck@sgs.com)

No.10 Weiye Road, Development Zone, Kunshan, Jiangsu, China 215300 t(86-512) 5735 5888 f(86-512) 57370818 www.sgs.com.cn  
 中国·江苏·昆山开发区伟业路10号 邮编: 215300 t(86-512) 57355888 f(86-512) 57370818 sgs.china@sgs.com



## Compliance Certification Services (Kunshan) Inc.

Report No.: KSCR230400065601

Page: 44 of 85

| 5GHz            | mode    | Channel | Frequency (MHz) | Data Rate(Mbps) | Average Power (dBm) | Tune up      |
|-----------------|---------|---------|-----------------|-----------------|---------------------|--------------|
| 802.11ax<br>20M | U-NII-1 | 36      | 5180            | MCS0            | 17.42               | 18.00        |
|                 |         | 40      | 5200            |                 | 17.48               | 18.00        |
|                 |         | 48      | 5240            |                 | 17.32               | 18.00        |
|                 | U-NII-3 | 149     | 5745            |                 | 17.24               | 18.00        |
|                 |         | 157     | 5785            |                 | 17.06               | 18.00        |
|                 |         | 165     | 5825            |                 | 17.07               | 18.00        |
|                 |         |         |                 |                 |                     |              |
| 5GHz            | mode    | Channel | Frequency (MHz) | Data Rate(Mbps) | Average Power (dBm) | Tune up      |
| 802.11ax<br>40M | U-NII-1 | 38      | 5190            | MCS0            | 19.60               | 21.00        |
|                 |         | 46      | 5230            |                 | 19.49               | 21.00        |
|                 | U-NII-3 | 151     | 5755            |                 | 16.74               | 18.00        |
|                 |         | 159     | 5795            |                 | 17.29               | 18.00        |
| 5GHz            | mode    | Channel | Frequency (MHz) | Data Rate(Mbps) | Average Power (dBm) | Tune up      |
| 802.11ax<br>80M | U-NII-1 | 42      | 5210            | MCS0            | 19.63               | <b>21.00</b> |
|                 | U-NII-3 | 155     | 5775            |                 | 17.15               | 18.00        |

### Note:

a) Power must be measured at each transmit antenna port according to the DSSS and OFDM transmission configurations in each standalone and aggregated frequency band.

b) Power measurement is required for the transmission mode configuration with the highest maximum output power specified for production units.

1) When the same highest maximum output power specification applies to multiple transmission modes, the largest channel bandwidth configuration with the lowest order modulation and lowest data rate is measured.

2) When the same highest maximum output power is specified for multiple largest channel bandwidth configurations with the same lowest order modulation or lowest order modulation and lowest data rate, power measurement is required for all equivalent 802.11 configurations with the same maximum output power.

c) For each transmission mode configuration, power must be measured for the highest and lowest channels; and at the mid-band channel(s) when there are at least 3 channels. For configurations with multiple mid-band channels, due to an even number of channels, both channels should be measured.



Unless otherwise agreed in writing, this document is issued by the Company subject to its General Conditions of Service printed overleaf, available on request or accessible at <https://www.sgs.com/en/Terms-and-Conditions>. Attention is drawn to the limitation of liability, indemnification and jurisdiction issues defined therein. Any holder of this document is advised that information contained hereon reflects the Company's findings at the time of its intervention only and within the limits of Client's instructions, if any. The Company's sole responsibility is to its Client and this document does not exonerate parties to a transaction from exercising all their rights and obligations under the transaction documents. This document cannot be reproduced except in full, without prior written approval of the Company. Any unauthorized alteration, forgery or falsification of the content or appearance of this document is unlawful and offenders may be prosecuted to the fullest extent of the law. Unless otherwise stated the results shown in this test report refer only to the sample(s) tested and such sample(s) are retained for 30 days only.

Attention: To check the authenticity of testing / inspection report & certificate, please contact us at telephone: (86-755) 8307 1443, or email: [CN.Doccheck@sgs.com](mailto:CN.Doccheck@sgs.com)

No.10 Weiye Road, Development Zone, Kunshan, Jiangsu, China 215300 t(86-512) 5735 5888 f(86-512) 57370818 www.sgsgroup.com.cn  
中国·江苏·昆山开发区伟业路10号 邮编: 215300 t(86-512) 57355888 f(86-512) 57370818 sgs.china@sgs.com

## 8.1.3 Conducted Power Of SDR 2.4GHz

| Mode | Frequency (MHz) | Ant0 Average Power (dBm) | Tune up      | Ant1 Average Power (dBm) | Tune up      | Ant2 Average Power (dBm) | Tune up      | Ant3 Average Power (dBm) | Tune up      |
|------|-----------------|--------------------------|--------------|--------------------------|--------------|--------------------------|--------------|--------------------------|--------------|
| 1.4M | 2403.5          | 25.16                    | 26.00        | 25.60                    | 27.00        | 25.57                    | 27.00        | 25.32                    | 27.00        |
|      | 2437.5          | 25.28                    | 26.00        | 25.69                    | 27.00        | 25.74                    | 27.00        | 25.05                    | 27.00        |
|      | 2469.12         | 22.70                    | 24.00        | 23.09                    | 24.00        | 23.16                    | 24.00        | 22.52                    | 24.00        |
| 3M   | 2405.5          | 25.38                    | 26.00        | 25.84                    | 27.00        | 25.81                    | 27.00        | 25.40                    | 27.00        |
|      | 2437.88         | 25.61                    | 26.00        | 25.94                    | 27.00        | 26.10                    | 27.00        | 25.43                    | 27.00        |
|      | 2468.2          | 22.33                    | 24.00        | 22.72                    | 24.00        | 22.69                    | 24.00        | 22.16                    | 24.00        |
| 5M   | 2404.5          | 24.84                    | 26.00        | 25.26                    | 27.00        | 25.29                    | 27.00        | 24.80                    | 26.00        |
|      | 2437.74         | 25.48                    | 26.00        | 25.97                    | 27.00        | 25.92                    | 27.00        | 25.38                    | 26.00        |
|      | 2469.5          | 20.92                    | 22.00        | 21.35                    | 23.00        | 21.38                    | 23.00        | 21.04                    | 23.00        |
| 10M  | 2407.5          | 24.52                    | 26.00        | 24.93                    | 26.00        | 24.95                    | 26.00        | 24.49                    | 26.00        |
|      | 2437.5          | 25.44                    | 26.00        | 25.87                    | 26.00        | 25.83                    | 26.00        | 25.51                    | 26.00        |
|      | 2467.5          | 23.82                    | 24.00        | 24.28                    | 26.00        | 24.20                    | 26.00        | 24.04                    | 26.00        |
| 20M  | 2412.5          | 25.29                    | 26.00        | 25.62                    | 27.00        | 25.70                    | 27.00        | 25.38                    | 26.00        |
|      | 2437.5          | 25.61                    | 26.00        | 26.02                    | 27.00        | 26.01                    | 27.00        | 25.46                    | 26.00        |
|      | 2462.5          | 25.41                    | 26.00        | 25.77                    | 27.00        | 25.79                    | 27.00        | 25.56                    | 26.00        |
| 40M  | 2422.5          | 22.97                    | 24.00        | 23.41                    | 25.00        | 23.46                    | 25.00        | 22.96                    | 24.00        |
|      | 2437.5          | 25.48                    | 26.00        | 25.95                    | 26.00        | 25.88                    | 26.00        | 25.44                    | 26.00        |
|      | 2452.5          | 25.31                    | 26.00        | 25.73                    | 26.00        | 25.64                    | 26.00        | 25.15                    | 26.00        |
| 60M  | 2432.5          | 22.11                    | 24.00        | 22.57                    | 24.00        | 22.56                    | 24.00        | 21.95                    | 23.00        |
|      | 2437.5          | <b>25.78</b>             | <b>26.00</b> | <b>26.18</b>             | <b>27.00</b> | <b>26.22</b>             | <b>27.00</b> | <b>25.96</b>             | <b>27.00</b> |
|      | 2442.5          | 25.39                    | 26.00        | 25.77                    | 27.00        | 25.79                    | 27.00        | 25.20                    | 27.00        |



Unless otherwise agreed in writing, this document is issued by the Company subject to its General Conditions of Service printed overleaf, available on request or accessible at <https://www.sgs.com/en/Terms-and-Conditions>. Attention is drawn to the limitation of liability, indemnification and jurisdiction issues defined therein. Any holder of this document is advised that information contained hereon reflects the Company's findings at the time of its intervention only and within the limits of Client's instructions, if any. The Company's sole responsibility is to its Client and this document does not exonerate parties to a transaction from exercising all their rights and obligations under the transaction documents. This document cannot be reproduced except in full, without prior written approval of the Company. Any unauthorized alteration, forgery or falsification of the content or appearance of this document is unlawful and offenders may be prosecuted to the fullest extent of the law. Unless otherwise stated the results shown in this test report refer only to the sample(s) tested and such sample(s) are retained for 30 days only.

**Attention: To check the authenticity of testing / inspection report & certificate, please contact us at telephone: (86-755) 8307 1443, or email: [CN.Doccheck@sgs.com](mailto:CN.Doccheck@sgs.com)**

No.10 Weiye Road, Development Zone, Kunshan, Jiangsu, China 215300 t(86-512) 5735 5888 f(86-512) 57370818 www.sgsgroup.com.cn  
 中国·江苏·昆山开发区伟业路10号 邮编: 215300 t(86-512) 57355888 f(86-512) 57370818 sgs.china@sgs.com

## 8.1.4 Conducted Power Of SDR 5.1GHz

| Mode | Frequency (MHz) | Ant0 Average Power (dBm) | Tune up      | Ant1 Average Power (dBm) | Tune up      | Ant2 Average Power (dBm) | Tune up      | Ant3 Average Power (dBm) | Tune up      |
|------|-----------------|--------------------------|--------------|--------------------------|--------------|--------------------------|--------------|--------------------------|--------------|
| 10M  | 5157            | 7.42                     | 8.00         | 5.04                     | 6.00         | 4.64                     | 5.00         | 6.63                     | 7.00         |
|      | 5201            | 19.38                    | 20.00        | 19.45                    | 20.00        | 18.43                    | 19.00        | 18.93                    | 20.00        |
|      | 5245            | 19.26                    | 20.00        | 18.70                    | 20.00        | 18.57                    | 19.00        | 18.98                    | 20.00        |
| 20M  | 5161            | 15.85                    | 16.00        | 14.19                    | 15.00        | 13.63                    | 14.00        | 15.59                    | 16.00        |
|      | 5201            | 19.41                    | 20.00        | 17.36                    | 18.00        | 17.02                    | 18.00        | 18.97                    | 20.00        |
|      | 5240            | 19.07                    | 20.00        | 17.54                    | 18.00        | 17.24                    | 18.00        | 18.84                    | 20.00        |
| 40M  | 5170            | 9.54                     | 10.00        | 8.43                     | 9.00         | 7.90                     | 8.00         | 8.92                     | 10.00        |
|      | 5200            | <b>19.52</b>             | <b>20.00</b> | <b>19.64</b>             | <b>20.00</b> | <b>18.55</b>             | <b>19.00</b> | <b>18.89</b>             | <b>20.00</b> |
|      | 5230            | 18.77                    | 19.00        | 17.46                    | 18.00        | 16.89                    | 18.00        | 18.65                    | 19.00        |

## 8.1.5 Conducted Power Of SDR 5.8GHz

| Mode | Frequency (MHz) | Ant0 Average Power (dBm) | Tune up      | Ant1 Average Power (dBm) | Tune up      | Ant2 Average Power (dBm) | Tune up      | Ant3 Average Power (dBm) | Tune up      |
|------|-----------------|--------------------------|--------------|--------------------------|--------------|--------------------------|--------------|--------------------------|--------------|
| 1.4M | 5728.5          | 25.23                    | 27.00        | 25.66                    | 27.00        | 25.63                    | 27.00        | 25.33                    | 27.00        |
|      | 5786.5          | 25.41                    | 27.00        | 25.82                    | 27.00        | 25.88                    | 27.00        | 25.53                    | 27.00        |
|      | 5846.12         | 25.18                    | 27.00        | 25.64                    | 27.00        | 25.65                    | 27.00        | 25.13                    | 27.00        |
| 3M   | 5727.5          | 25.32                    | 27.00        | 25.67                    | 27.00        | 25.72                    | 27.00        | 25.35                    | 27.00        |
|      | 5784.5          | 25.49                    | 27.00        | 25.94                    | 27.00        | 25.92                    | 27.00        | 25.46                    | 27.00        |
|      | 5847.2          | 25.25                    | 27.00        | 25.65                    | 27.00        | 25.58                    | 27.00        | 25.27                    | 27.00        |
| 5M   | 5732.5          | 25.31                    | 27.00        | 25.72                    | 27.00        | 25.76                    | 27.00        | 25.45                    | 27.00        |
|      | 5782.5          | 25.50                    | 27.00        | 25.89                    | 27.00        | 25.84                    | 27.00        | 25.70                    | 27.00        |
|      | 5842.5          | 25.33                    | 27.00        | 25.74                    | 27.00        | 25.72                    | 27.00        | 25.29                    | 27.00        |
| 10M  | 5730.5          | 25.29                    | 27.00        | 25.74                    | 27.00        | 25.69                    | 27.00        | 25.10                    | 27.00        |
|      | 5787.5          | 25.49                    | 27.00        | 25.93                    | 27.00        | 25.85                    | 27.00        | 25.65                    | 27.00        |
|      | 5844.5          | 25.31                    | 27.00        | 25.72                    | 27.00        | 25.65                    | 27.00        | 25.54                    | 27.00        |
| 20M  | 5735.5          | 25.39                    | 27.00        | 25.79                    | 27.00        | 25.88                    | 27.00        | 25.39                    | 27.00        |
|      | 5787.5          | 25.44                    | 27.00        | 25.86                    | 27.00        | 25.87                    | 27.00        | 25.50                    | 27.00        |
|      | 5839.5          | 25.34                    | 27.00        | 25.77                    | 27.00        | 25.80                    | 27.00        | 25.36                    | 27.00        |
| 40M  | 5745.5          | 25.38                    | 27.00        | 25.71                    | 27.00        | 25.77                    | 27.00        | 25.48                    | 27.00        |
|      | 5787.5          | 25.61                    | 27.00        | 26.02                    | 27.00        | 25.96                    | 27.00        | 25.79                    | 27.00        |
|      | 5829.5          | 25.18                    | 27.00        | 25.60                    | 27.00        | 25.58                    | 27.00        | 25.27                    | 27.00        |
| 60M  | 5755.5          | 25.41                    | 27.00        | 25.75                    | 27.00        | 25.76                    | 27.00        | 25.34                    | 27.00        |
|      | 5787.5          | 25.48                    | 27.00        | 25.81                    | 27.00        | 25.81                    | 27.00        | 25.44                    | 27.00        |
|      | 5819.5          | 25.28                    | 27.00        | 25.74                    | 27.00        | 25.71                    | 27.00        | 25.37                    | 27.00        |
| 80M  | 5765.5          | 25.33                    | 27.00        | 25.73                    | 27.00        | 25.77                    | 27.00        | 25.24                    | 27.00        |
|      | 5787.5          | <b>25.67</b>             | <b>27.00</b> | <b>26.11</b>             | <b>27.00</b> | <b>26.08</b>             | <b>27.00</b> | <b>25.61</b>             | <b>27.00</b> |
|      | 5809.5          | 25.35                    | 27.00        | 25.71                    | 27.00        | 25.77                    | 27.00        | 25.53                    | 27.00        |



Unless otherwise agreed in writing, this document is issued by the Company subject to its General Conditions of Service printed overleaf, available on request or accessible at <https://www.sgs.com/en/Terms-and-Conditions>. Attention is drawn to the limitation of liability, indemnification and jurisdiction issues defined therein. Any holder of this document is advised that information contained hereon reflects the Company's findings at the time of its intervention only and within the limits of Client's instructions, if any. The Company's sole responsibility is to its Client and this document does not exonerate parties to a transaction from exercising all their rights and obligations under the transaction documents. This document cannot be reproduced except in full, without prior written approval of the Company. Any unauthorized alteration, forgery or falsification of the content or appearance of this document is unlawful and offenders may be prosecuted to the fullest extent of the law. Unless otherwise stated the results shown in this test report refer only to the sample(s) tested and such sample(s) are retained for 30 days only.

**Attention: To check the authenticity of testing / inspection report & certificate, please contact us at telephone: (86-755) 8307 1443, or email: [CN.Doccheck@sgs.com](mailto:CN.Doccheck@sgs.com)**

No.10 Weiye Road, Development Zone, Kunshan, Jiangsu, China 215300 t(86-512) 5735 5888 f(86-512) 57370818 www.sgs.com.cn  
 中国·江苏·昆山开发区伟业路10号 邮编: 215300 t(86-512) 57355888 f(86-512) 57370818 sgs.china@sgs.com

### 8.1.6 Conducted Power Of BT

| BT            |         |                 | Average Conducted Power(dBm) | Tune up (dBm) |
|---------------|---------|-----------------|------------------------------|---------------|
| Modulation    | Channel | Frequency (MHz) |                              |               |
| GFSK          | 0       | 2402            | 1.31                         | 3.00          |
|               | 39      | 2441            | <b>2.26</b>                  | <b>3.00</b>   |
|               | 78      | 2480            | 0.32                         | 2.00          |
| $\pi/4$ DQPSK | 0       | 2402            | 0.45                         | 2.00          |
|               | 39      | 2441            | 1.41                         | 2.00          |
|               | 78      | 2480            | -0.57                        | 1.00          |
| 8DPSK         | 0       | 2402            | 0.97                         | 2.00          |
|               | 39      | 2441            | 1.93                         | 2.00          |
|               | 78      | 2480            | -0.11                        | 1.00          |

| BLE_1M     |         |                 | Average Conducted Power(dBm) | Tune up (dBm) |
|------------|---------|-----------------|------------------------------|---------------|
| Modulation | Channel | Frequency (MHz) |                              |               |
| GFSK       | 0       | 2402            | 1.54                         | 3.00          |
|            | 19      | 2440            | 2.42                         | 3.00          |
|            | 39      | 2480            | 0.51                         | 2.00          |

| BLE_2M     |         |                 | Average Conducted Power(dBm) | Tune up (dBm) |
|------------|---------|-----------------|------------------------------|---------------|
| Modulation | Channel | Frequency (MHz) |                              |               |
| GFSK       | 0       | 2402            | 1.62                         | 3.00          |
|            | 19      | 2440            | 2.50                         | 3.00          |
|            | 39      | 2480            | 0.60                         | 2.00          |



Unless otherwise agreed in writing, this document is issued by the Company subject to its General Conditions of Service printed overleaf, available on request or accessible at <https://www.sgs.com/en/Terms-and-Conditions>. Attention is drawn to the limitation of liability, indemnification and jurisdiction issues defined therein. Any holder of this document is advised that information contained hereon reflects the Company's findings at the time of its intervention only and within the limits of Client's instructions, if any. The Company's sole responsibility is to its Client and this document does not exonerate parties to a transaction from exercising all their rights and obligations under the transaction documents. This document cannot be reproduced except in full, without prior written approval of the Company. Any unauthorized alteration, forgery or falsification of the content or appearance of this document is unlawful and offenders may be prosecuted to the fullest extent of the law. Unless otherwise stated the results shown in this test report refer only to the sample(s) tested and such sample(s) are retained for 30 days only.

Attention: To check the authenticity of testing /inspection report & certificate, please contact us at telephone: (86-755) 8307 1443, or email: [CN.Doccheck@sgs.com](mailto:CN.Doccheck@sgs.com)

No.10 Weiye Road, Development Zone, Kunshan, Jiangsu, China 215300 t(86-512) 5735 5888 f(86-512) 57370818 www.sgsgroup.com.cn  
 中国·江苏·昆山开发区伟业路10号 邮编: 215300 t(86-512) 57355888 f(86-512) 57370818 sgs.china@sgs.com

## 8.2 Measurement of SAR Data

Note:

- 1) The maximum Scaled SAR value is marked in bold. Graph Results refer to Appendix B
- 2) Per FCC KDB Publication 447498 D04, if the reported (scaled) SAR measured at the middle channel or highest output power channel for each test configuration is  $\leq 0.8$  W/kg (2.0W/kg for 10g) then testing at the other channels is not required for such test configuration(s).

- 3) “\*” is repeated measurement.

WiFi 2.4G:

- 1) When the highest reported SAR for the initial test configuration is adjusted by the ratio of the subsequent test configuration to initial test configuration specified maximum output power and the adjusted SAR is  $\leq 3.0$  W/kg, SAR test for the other 802.11 modes are not required.

WiFi 5G:

- 1) When the same maximum output power is specified for both bands, begin SAR measurement in U-NII-2A band by applying the OFDM SAR requirements. As the highest reported SAR for a test configuration is  $\leq 3.0$  W/kg, SAR is not required for U-NII-1 band for that configuration.
- 2) When the highest reported SAR for the initial test configuration is adjusted by the ratio of the subsequent test configuration to initial test configuration specified maximum output power and the adjusted SAR is  $\leq 3.0$  W/kg, SAR test for the other 802.11 modes are not required.



Unless otherwise agreed in writing, this document is issued by the Company subject to its General Conditions of Service printed overleaf, available on request or accessible at <https://www.sgs.com/en/Terms-and-Conditions>. Attention is drawn to the limitation of liability, indemnification and jurisdiction issues defined therein. Any holder of this document is advised that information contained hereon reflects the Company's findings at the time of its intervention only and within the limits of Client's instructions, if any. The Company's sole responsibility is to its Client and this document does not exonerate parties to a transaction from exercising all their rights and obligations under the transaction documents. This document cannot be reproduced except in full, without prior written approval of the Company. Any unauthorized alteration, forgery or falsification of the content or appearance of this document is unlawful and offenders may be prosecuted to the fullest extent of the law. Unless otherwise stated the results shown in this test report refer only to the sample(s) tested and such sample(s) are retained for 30 days only.

Attention: To check the authenticity of testing /inspection report & certificate, please contact us at telephone: (86-755) 8307 1443, or email: [CN.Doccheck@sgs.com](mailto:CN.Doccheck@sgs.com)

No.10 Weiye Road, Development Zone, Kunshan, Jiangsu, China 215300 t(86-512) 5735 5888 f(86-512) 57370818 www.sgsgroup.com.cn  
中国·江苏·昆山开发区伟业路10号 邮编: 215300 t(86-512) 57355888 f(86-512) 57370818 sgs.china@sgs.com



## 8.2.1 SAR Result Of 2.4GHz Wi-Fi

| Test position                      | Test mode | Test Ch./Freq. | Duty Cycle | Duty Cycle Scaled factor | SAR (W/kg) 1-g | SAR (W/kg) 10-g | Power drift (dB) | Conducted power (dBm) | Tune up Limit (dBm) | Scaled factor | Scaled SAR (W/kg) 10-g | Liquid Temp. | SAR limit (W/kg) 10-g |
|------------------------------------|-----------|----------------|------------|--------------------------|----------------|-----------------|------------------|-----------------------|---------------------|---------------|------------------------|--------------|-----------------------|
| Extremity Test data(0mm) Antenna 0 |           |                |            |                          |                |                 |                  |                       |                     |               |                        |              |                       |
| Front side                         | 802.11b   | 6/2437         | 98.08%     | 1.02                     | 0.677          | 0.317           | 0.04             | 16.62                 | 17.00               | 1.091         | 0.353                  | 22.0         | 4.0                   |
| Back side                          | 802.11b   | 6/2437         | 98.08%     | 1.02                     | 0.177          | 0.077           | 0.06             | 16.62                 | 17.00               | 1.091         | 0.085                  | 22.0         | 4.0                   |
| Left side                          | 802.11b   | 6/2437         | 98.08%     | 1.02                     | 0.004          | 0.002           | 0.09             | 16.62                 | 17.00               | 1.091         | 0.002                  | 22.0         | 4.0                   |
| Right side                         | 802.11b   | 6/2437         | 98.08%     | 1.02                     | 0.057          | 0.031           | 0.08             | 16.62                 | 17.00               | 1.091         | 0.034                  | 22.0         | 4.0                   |
| Top side                           | 802.11b   | 6/2437         | 98.08%     | 1.02                     | 0.004          | 0.002           | -0.13            | 16.62                 | 17.00               | 1.091         | 0.002                  | 22.0         | 4.0                   |
| Bottom side                        | 802.11b   | 6/2437         | 98.08%     | 1.02                     | 0.727          | 0.334           | -0.11            | 16.62                 | 17.00               | 1.091         | <b>0.372</b>           | 22.0         | 4.0                   |
| Extremity Test data(0mm) Antenna 1 |           |                |            |                          |                |                 |                  |                       |                     |               |                        |              |                       |
| Front side                         | 802.11b   | 6/2437         | 98.08%     | 1.02                     | 0.447          | 0.208           | 0.06             | 15.82                 | 16.00               | 1.042         | <b>0.221</b>           | 22.0         | 4.0                   |
| Back side                          | 802.11b   | 6/2437         | 98.08%     | 1.02                     | 0.100          | 0.043           | 0.07             | 15.82                 | 16.00               | 1.042         | 0.046                  | 22.0         | 4.0                   |
| Left side                          | 802.11b   | 6/2437         | 98.08%     | 1.02                     | 0.002          | 0.001           | 0.04             | 15.82                 | 16.00               | 1.042         | 0.001                  | 22.0         | 4.0                   |
| Right side                         | 802.11b   | 6/2437         | 98.08%     | 1.02                     | 0.047          | 0.025           | 0.13             | 15.82                 | 16.00               | 1.042         | 0.027                  | 22.0         | 4.0                   |
| Top side                           | 802.11b   | 6/2437         | 98.08%     | 1.02                     | 0.006          | 0.003           | 0.07             | 15.82                 | 16.00               | 1.042         | 0.003                  | 22.0         | 4.0                   |
| Bottom side                        | 802.11b   | 6/2437         | 98.08%     | 1.02                     | 0.143          | 0.068           | 0.09             | 15.82                 | 16.00               | 1.042         | 0.072                  | 22.0         | 4.0                   |

| Test position                 | Test mode | Test Ch./Freq. | Duty Cycle | Duty Cycle Scaled factor | SAR (W/kg) 1-g | SAR (W/kg) 10-g | Power drift (dB) | Conducted power (dBm) | Tune up Limit (dBm) | Scaled factor | Scaled SAR (W/kg) 1-g | Liquid Temp. | SAR limit (W/kg) 1-g |
|-------------------------------|-----------|----------------|------------|--------------------------|----------------|-----------------|------------------|-----------------------|---------------------|---------------|-----------------------|--------------|----------------------|
| Body Test data(0mm) Antenna 0 |           |                |            |                          |                |                 |                  |                       |                     |               |                       |              |                      |
| Bottom side                   | 802.11b   | 6/2437         | 98.08%     | 1.02                     | 0.727          | 0.334           | -0.11            | 16.62                 | 17.00               | 1.091         | <b>0.809</b>          | 22.0         | 1.6                  |
| Body Test data(0mm) Antenna 1 |           |                |            |                          |                |                 |                  |                       |                     |               |                       |              |                      |
| Bottom side                   | 802.11b   | 6/2437         | 98.08%     | 1.02                     | 0.143          | 0.068           | 0.09             | 15.82                 | 16.00               | 1.042         | 0.152                 | 22.0         | 1.6                  |



## 8.2.2 SAR Result Of 5GHz Wi-Fi

| Test position                               | Test mode   | Test Ch./Freq. | Duty Cycle % | Duty Cycle Scaled factor | SAR (W/kg) 1-g | SAR (W/kg) 1-g | Power drift (dB) | Conducted power (dBm) | Tune up Limit (dBm) | Scaled factor | Scaled SAR (W/kg) 10-g | Liquid Temp. | SAR limit (W/kg) 10-g |
|---|-------------|----------------|--------------|--------------------------|----------------|----------------|------------------|-----------------------|---------------------|---------------|------------------------|--------------|-----------------------|
| Extremity Test data U-NII-1 (0mm) Antenna 0 |             |                |              |                          |                |                |                  |                       |                     |               |                        |              |                       |
| Front side                                  | 802.11ac 80 | 42/5220        | 99.69        | 1.003                    | 4.30           | 1.01           | 0.03             | 15.63                 | 16.00               | 1.089         | <b>1.103</b>           | 22.2         | 4.0                   |
| Back side                                   | 802.11ac 80 | 42/5220        | 99.69        | 1.003                    | 0.252          | 0.088          | 0.04             | 15.63                 | 16.00               | 1.089         | 0.096                  | 22.2         | 4.0                   |
| Left side                                   | 802.11ac 80 | 42/5220        | 99.69        | 1.003                    | 0.004          | 0.001          | -0.11            | 15.63                 | 16.00               | 1.089         | 0.001                  | 22.2         | 4.0                   |
| Right side                                  | 802.11ac 80 | 42/5220        | 99.69        | 1.003                    | 1.83           | 0.571          | -0.09            | 15.63                 | 16.00               | 1.089         | 0.624                  | 22.2         | 4.0                   |
| Top side                                    | 802.11ac 80 | 42/5220        | 99.69        | 1.003                    | 0.008          | 0.003          | -0.13            | 15.63                 | 16.00               | 1.089         | 0.003                  | 22.2         | 4.0                   |
| Bottom side                                 | 802.11ac 80 | 42/5220        | 99.69        | 1.003                    | 0.325          | 0.123          | 0.03             | 15.63                 | 16.00               | 1.089         | 0.134                  | 22.2         | 4.0                   |
| Extremity Test data U-NII-3 (0mm) Antenna 0 |             |                |              |                          |                |                |                  |                       |                     |               |                        |              |                       |
| Front side                                  | 802.11a     | 157/5785       | 99.68        | 1.003                    | 5.88           | 1.29           | 0.06             | 16.07                 | 17.00               | 1.239         | <b>1.603</b>           | 22.2         | 4.0                   |
| Back side                                   | 802.11a     | 157/5785       | 99.68        | 1.003                    | 0.318          | 0.125          | 0.09             | 16.07                 | 17.00               | 1.239         | 0.155                  | 22.2         | 4.0                   |
| Left side                                   | 802.11a     | 157/5785       | 99.68        | 1.003                    | 0.002          | 0.001          | 0.05             | 16.07                 | 17.00               | 1.239         | 0.001                  | 22.2         | 4.0                   |
| Right side                                  | 802.11a     | 157/5785       | 99.68        | 1.003                    | 2.02           | 0.652          | 0.16             | 16.07                 | 17.00               | 1.239         | 0.810                  | 22.2         | 4.0                   |
| Top side                                    | 802.11a     | 157/5785       | 99.68        | 1.003                    | 0.013          | 0.005          | 0.09             | 16.07                 | 17.00               | 1.239         | 0.006                  | 22.2         | 4.0                   |
| Bottom side                                 | 802.11a     | 157/5785       | 99.68        | 1.003                    | 0.516          | 0.180          | 0.01             | 16.07                 | 17.00               | 1.239         | 0.224                  | 22.2         | 4.0                   |
| Extremity Test data U-NII-1 (0mm) Antenna 1 |             |                |              |                          |                |                |                  |                       |                     |               |                        |              |                       |
| Front side                                  | 802.11n 40  | 38/5190        | 99.69        | 1.003                    | 2.91           | 0.691          | -0.09            | 18.11                 | 19.00               | 1.227         | <b>0.851</b>           | 22.2         | 4.0                   |
| Back side                                   | 802.11n 40  | 38/5190        | 99.69        | 1.003                    | 0.204          | 0.069          | 0.05             | 18.11                 | 19.00               | 1.227         | 0.085                  | 22.2         | 4.0                   |
| Left side                                   | 802.11n 40  | 38/5190        | 99.69        | 1.003                    | 0.002          | 0.000          | 0.05             | 18.11                 | 19.00               | 1.227         | 0.000                  | 22.2         | 4.0                   |
| Right side                                  | 802.11n 40  | 38/5190        | 99.69        | 1.003                    | 1.22           | 0.390          | 0.04             | 18.11                 | 19.00               | 1.227         | 0.480                  | 22.2         | 4.0                   |
| Top side                                    | 802.11n 40  | 38/5190        | 99.69        | 1.003                    | 0.005          | 0.001          | 0.09             | 18.11                 | 19.00               | 1.227         | 0.001                  | 22.2         | 4.0                   |
| Bottom side                                 | 802.11n 40  | 38/5190        | 99.69        | 1.003                    | 0.210          | 0.084          | -0.19            | 18.11                 | 19.00               | 1.227         | 0.103                  | 22.2         | 4.0                   |
| Extremity Test data U-NII-3 (0mm) Antenna 1 |             |                |              |                          |                |                |                  |                       |                     |               |                        |              |                       |
| Front side                                  | 802.11a     | 165/5825       | 99.68        | 1.003                    | 6.44           | 1.53           | 0.05             | 18.20                 | 19.00               | 1.202         | <b>1.843</b>           | 22.2         | 4.0                   |
| Back side                                   | 802.11a     | 165/5825       | 99.68        | 1.003                    | 0.325          | 0.127          | 0.08             | 18.20                 | 19.00               | 1.202         | 0.153                  | 22.2         | 4.0                   |
| Left side                                   | 802.11a     | 165/5825       | 99.68        | 1.003                    | 0.003          | 0.001          | -0.09            | 18.20                 | 19.00               | 1.202         | 0.001                  | 22.2         | 4.0                   |
| Right side                                  | 802.11a     | 165/5825       | 99.68        | 1.003                    | 2.45           | 0.743          | 0.05             | 18.20                 | 19.00               | 1.202         | 0.896                  | 22.2         | 4.0                   |
| Top side                                    | 802.11a     | 165/5825       | 99.68        | 1.003                    | 0.018          | 0.005          | 0.09             | 18.20                 | 19.00               | 1.202         | 0.006                  | 22.2         | 4.0                   |
| Bottom side                                 | 802.11a     | 165/5825       | 99.68        | 1.003                    | 0.412          | 0.163          | 0.1              | 18.20                 | 19.00               | 1.202         | 0.197                  | 22.2         | 4.0                   |



Unless otherwise agreed in writing, this document is issued by the Company subject to its General Conditions of Service printed overleaf, available on request or accessible at <https://www.sgs.com/en/Terms-and-Conditions>. Attention is drawn to the limitation of liability, indemnification and jurisdiction issues defined therein. Any holder of this document is advised that information contained hereon reflects the Company's findings at the time of its intervention only and within the limits of Client's instructions, if any. The Company's sole responsibility is to its Client and this document does not exonerate parties to a transaction from exercising all their rights and obligations under the transaction documents. This document cannot be reproduced except in full, without prior written approval of the Company. Any unauthorized alteration, forgery or falsification of the content or appearance of this document is unlawful and offenders may be prosecuted to the fullest extent of the law. Unless otherwise stated the results shown in this test report refer only to the sample(s) tested and such sample(s) are retained for 30 days only.

**Attention: To check the authenticity of testing /inspection report & certificate, please contact us at telephone: (86-755) 8307 1443, or email: CN.Doccheck@sgs.com**

No.10 Weiye Road, Development Zone, Kunshan, Jiangsu, China 215300 t(86-512) 5735 5888 f(86-512) 57370818 www.sgs.com.cn  
 中国·江苏·昆山开发区伟业路10号 邮编: 215300 t(86-512) 57355888 f(86-512) 57370818 sgs.china@sgs.com



## Compliance Certification Services (Kunshan) Inc.

Report No.: KSCR230400065601

Page: 51 of 85

| Test position                          | Test mode   | Test Ch./Freq. | Duty Cycle % | Duty Cycle Scaled factor | SAR (W/kg) 1-g | SAR (W/kg) 1-g | Power drift (dB) | Conducted power (dBm) | Tune up Limit (dBm) | Scaled factor | Scaled SAR (W/kg) 1-g | Liquid Temp. | SAR limit (W/kg) 1-g |
|--|-------------|----------------|--------------|--------------------------|----------------|----------------|------------------|-----------------------|---------------------|---------------|-----------------------|--------------|----------------------|
| Body Test data U-NII-1 (0mm) Antenna 0 |             |                |              |                          |                |                |                  |                       |                     |               |                       |              |                      |
| Bottom side                            | 802.11ac 80 | 42/5220        | 99.69        | 1.003                    | 0.325          | 0.123          | 0.03             | 15.63                 | 16.00               | 1.089         | 0.355                 | 22.2         | 1.6                  |
| Body Test data U-NII-3 (0mm) Antenna 0 |             |                |              |                          |                |                |                  |                       |                     |               |                       |              |                      |
| Bottom side                            | 802.11a     | 157/5785       | 99.68        | 1.003                    | 0.516          | 0.180          | 0.01             | 16.07                 | 17.00               | 1.239         | <b>0.641</b>          | 22.2         | 1.6                  |
| Body Test data U-NII-1 (0mm) Antenna 1 |             |                |              |                          |                |                |                  |                       |                     |               |                       |              |                      |
| Bottom side                            | 802.11n 40  | 38/5190        | 99.69        | 1.003                    | 0.210          | 0.084          | -0.19            | 18.11                 | 19.00               | 1.227         | 0.259                 | 22.2         | 1.6                  |
| Body Test data U-NII-3 (0mm) Antenna 1 |             |                |              |                          |                |                |                  |                       |                     |               |                       |              |                      |
| Bottom side                            | 802.11a     | 165/5825       | 99.68        | 1.003                    | 0.412          | 0.163          | 0.1              | 18.20                 | 19.00               | 1.202         | 0.497                 | 22.2         | 1.6                  |



Unless otherwise agreed in writing, this document is issued by the Company subject to its General Conditions of Service printed overleaf, available on request or accessible at <https://www.sgs.com/en/Terms-and-Conditions>. Attention is drawn to the limitation of liability, indemnification and jurisdiction issues defined therein. Any holder of this document is advised that information contained hereon reflects the Company's findings at the time of its intervention only and within the limits of Client's instructions, if any. The Company's sole responsibility is to its Client and this document does not exonerate parties to a transaction from exercising all their rights and obligations under the transaction documents. This document cannot be reproduced except in full, without prior written approval of the Company. Any unauthorized alteration, forgery or falsification of the content or appearance of this document is unlawful and offenders may be prosecuted to the fullest extent of the law. Unless otherwise stated the results shown in this test report refer only to the sample(s) tested and such sample(s) are retained for 30 days only.

Attention: To check the authenticity of testing/inspection report & certificate, please contact us at telephone: (86-755) 8307 1443, or email: [CN.Doccheck@sgs.com](mailto:CN.Doccheck@sgs.com)

No.10 Weiye Road, Development Zone, Kunshan, Jiangsu, China 215300 t(86-512) 5735 5888 f(86-512) 57370818 www.sgs.com.cn  
中国·江苏·昆山开发区伟业路10号 邮编: 215300 t(86-512) 57355888 f(86-512) 57370818 sgs.china@sgs.com

## 8.2.3 SAR Result Of Bluetooth

| Test position            | Test mode | Test Ch./Freq. | Duty Cycle | Duty Cycle Scaled factor | SAR (W/kg) 1-g | SAR (W/kg) 10-g | Power drift (dB) | Conducted power (dBm) | Tune up Limit (dBm) | Scaled factor | Scaled SAR (W/kg) 10-g | Liquid Temp. | SAR limit (W/kg) 10-g |
|--------------------------|-----------|----------------|------------|--------------------------|----------------|-----------------|------------------|-----------------------|---------------------|---------------|------------------------|--------------|-----------------------|
| Extremity Test data(0mm) |           |                |            |                          |                |                 |                  |                       |                     |               |                        |              |                       |
| Front side               | GFSK      | 39/2441        | 77.01%     | 1.299                    | 0.031          | 0.014           | 0.01             | 2.26                  | 3.00                | 1.186         | 0.021                  | 22.0         | 4.0                   |
| Back side                | GFSK      | 39/2441        | 77.01%     | 1.299                    | 0.007          | 0.003           | 0.01             | 2.26                  | 3.00                | 1.186         | 0.005                  | 22.0         | 4.0                   |
| Left side                | GFSK      | 39/2441        | 77.01%     | 1.299                    | 0.004          | 0.002           | -0.12            | 2.26                  | 3.00                | 1.186         | 0.003                  | 22.0         | 4.0                   |
| Right side               | GFSK      | 39/2441        | 77.01%     | 1.299                    | 0.006          | 0.002           | -0.14            | 2.26                  | 3.00                | 1.186         | 0.003                  | 22.0         | 4.0                   |
| Top side                 | GFSK      | 39/2441        | 77.01%     | 1.299                    | 0.004          | 0.002           | 0.07             | 2.26                  | 3.00                | 1.186         | 0.003                  | 22.0         | 4.0                   |
| Bottom side              | GFSK      | 39/2441        | 77.01%     | 1.299                    | 0.006          | 0.003           | -0.05            | 2.26                  | 3.00                | 1.186         | 0.005                  | 22.0         | 4.0                   |

| Test position       | Test mode | Test Ch./Freq. | Duty Cycle | Duty Cycle Scaled factor | SAR (W/kg) 1-g | SAR (W/kg) 10-g | Power drift (dB) | Conducted power (dBm) | Tune up Limit (dBm) | Scaled factor | Scaled SAR (W/kg) 1-g | Liquid Temp. | SAR limit (W/kg) 1-g |
|---------------------|-----------|----------------|------------|--------------------------|----------------|-----------------|------------------|-----------------------|---------------------|---------------|-----------------------|--------------|----------------------|
| Body Test data(0mm) |           |                |            |                          |                |                 |                  |                       |                     |               |                       |              |                      |
| Bottom side         | GFSK      | 39/2441        | 77.01%     | 1.299                    | 0.006          | 0.003           | -0.05            | 2.26                  | 3.00                | 1.186         | 0.009                 | 22.0         | 1.6                  |



Unless otherwise agreed in writing, this document is issued by the Company subject to its General Conditions of Service printed overleaf, available on request or accessible at <https://www.sgs.com/en/Terms-and-Conditions>. Attention is drawn to the limitation of liability, indemnification and jurisdiction issues defined therein. Any holder of this document is advised that information contained hereon reflects the Company's findings at the time of its intervention only and within the limits of Client's instructions, if any. The Company's sole responsibility is to its Client and this document does not exonerate parties to a transaction from exercising all their rights and obligations under the transaction documents. This document cannot be reproduced except in full, without prior written approval of the Company. Any unauthorized alteration, forgery or falsification of the content or appearance of this document is unlawful and offenders may be prosecuted to the fullest extent of the law. Unless otherwise stated the results shown in this test report refer only to the sample(s) tested and such sample(s) are retained for 30 days only.

Attention: To check the authenticity of testing /inspection report & certificate, please contact us at telephone: (86-755) 8307 1443, or email: [CN.Doccheck@sgs.com](mailto:CN.Doccheck@sgs.com)

No.10 Weiye Road, Development Zone, Kunshan, Jiangsu, China 215300 t(86-512) 5735 5888 f(86-512) 57370818 www.sgs.com.cn  
 中国·江苏·昆山开发区伟业路10号 邮编: 215300 t(86-512) 57355888 f(86-512) 57370818 sgs.china@sgs.com



## Compliance Certification Services (Kunshan) Inc.

Report No.: KSCR230400065601

Page: 53 of 85

### 8.2.1 SAR Result Of SDR 2.4GHz

| Test position                               | Test mode | Test ch./Freq. | Duty Cycle | Duty Cycle Scaled factor | SAR (W/kg) 1-g | SAR (W/kg) 10-g | Power drift (dB) | Conducted Power (dBm) | Tune up Limit (dBm) | Scale factor | Scaled SAR (W/kg) 10-g | Scaled SAR Duty cycle 16.44 % (W/kg) 10-g | Liquid Temp. (°C) | SAR limit (W/kg) 10-g |
|---|-----------|----------------|------------|--------------------------|----------------|-----------------|------------------|-----------------------|---------------------|--------------|------------------------|---|-------------------|-----------------------|
| Extremity Test data(0mm) Antenna 0 Rotate   |           |                |            |                          |                |                 |                  |                       |                     |              |                        |   |                   |                       |
| Front side                                  | 60MHz     | M/2437.5       | 100.00 %   | 1.00                     | 2.69           | 1.49            | 0.01             | 25.78                 | 26.00               | 1.052        | 1.567                  | 0.258                                     | 21.8              | 4.0                   |
| Back side                                   | 60MHz     | M/2437.5       | 100.00 %   | 1.00                     | 9.63           | 4.64            | -0.15            | 25.78                 | 26.00               | 1.052        | 4.881                  | 0.802                                     | 21.8              | 4.0                   |
| Left side                                   | 60MHz     | M/2437.5       | 100.00 %   | 1.00                     | 0.686          | 0.408           | -0.05            | 25.78                 | 26.00               | 1.052        | 0.429                  | 0.071                                     | 21.8              | 4.0                   |
| Right side                                  | 60MHz     | M/2437.5       | 100.00 %   | 1.00                     | 0.093          | 0.059           | -0.02            | 25.78                 | 26.00               | 1.052        | 0.062                  | 0.010                                     | 21.8              | 4.0                   |
| Bottom side                                 | 60MHz     | M/2437.5       | 100.00 %   | 1.00                     | 0.080          | 0.041           | -0.12            | 25.78                 | 26.00               | 1.052        | 0.043                  | 0.007                                     | 21.8              | 4.0                   |
| Extremity Test data(0mm) Antenna 0 Fold     |           |                |            |                          |                |                 |                  |                       |                     |              |                        |   |                   |                       |
| Back side                                   | 60MHz     | M/2437.5       | 100.00 %   | 1.00                     | 0.216          | 0.124           | 0.09             | 25.78                 | 26.00               | 1.052        | 0.130                  | 0.021                                     | 21.8              | 4.0                   |
| Left side                                   | 60MHz     | M/2437.5       | 100.00 %   | 1.00                     | 0.772          | 0.470           | -0.01            | 25.78                 | 26.00               | 1.052        | 0.494                  | 0.081                                     | 21.8              | 4.0                   |
| Right side                                  | 60MHz     | M/2437.5       | 100.00 %   | 1.00                     | 0.136          | 0.079           | 0.03             | 25.78                 | 26.00               | 1.052        | 0.083                  | 0.014                                     | 21.8              | 4.0                   |
| Bottom side                                 | 60MHz     | M/2437.5       | 100.00 %   | 1.00                     | 0.072          | 0.039           | 0.04             | 25.78                 | 26.00               | 1.052        | 0.041                  | 0.007                                     | 21.8              | 4.0                   |
| Extremity Test data(0mm) Antenna 0 Vertical |           |                |            |                          |                |                 |                  |                       |                     |              |                        |   |                   |                       |
| Front side                                  | 60MHz     | M/2437.5       | 100.00 %   | 1.00                     | 6.57           | 3.30            | 0.05             | 25.78                 | 26.00               | 1.052        | 3.471                  | 0.571                                     | 21.8              | 4.0                   |
| Back side                                   | 60MHz     | M/2437.5       | 100.00 %   | 1.00                     | 3.15           | 1.72            | 0.05             | 25.78                 | 26.00               | 1.052        | 1.809                  | 0.297                                     | 21.8              | 4.0                   |
| Left side                                   | 60MHz     | M/2437.5       | 100.00 %   | 1.00                     | 0.639          | 0.381           | 0.04             | 25.78                 | 26.00               | 1.052        | 0.401                  | 0.066                                     | 21.8              | 4.0                   |
| Right side                                  | 60MHz     | M/2437.5       | 100.00 %   | 1.00                     | 0.002          | 0.001           | -0.11            | 25.78                 | 26.00               | 1.052        | 0.001                  | 0.000                                     | 21.8              | 4.0                   |
| Bottom side                                 | 60MHz     | M/2437.5       | 100.00 %   | 1.00                     | 0.065          | 0.039           | 0.01             | 25.78                 | 26.00               | 1.052        | 0.041                  | 0.007                                     | 21.8              | 4.0                   |
| Extremity Test data(0mm) Antenna 1          |           |                |            |                          |                |                 |                  |                       |                     |              |                        |   |                   |                       |
| Front side                                  | 60MHz     | M/2437.5       | 100.00 %   | 1.00                     | 3.18           | 1.50            | 0.02             | 26.18                 | 27.00               | 1.208        | 1.812                  | 0.298                                     | 21.8              | 4.0                   |
| Back side                                   | 60MHz     | M/2437.5       | 100.00 %   | 1.00                     | 0.831          | 0.449           | -0.13            | 26.18                 | 27.00               | 1.208        | 0.542                  | 0.089                                     | 21.8              | 4.0                   |
| Left side                                   | 60MHz     | M/2437.5       | 100.00 %   | 1.00                     | 0.052          | 0.032           | 0.09             | 26.18                 | 27.00               | 1.208        | 0.039                  | 0.006                                     | 21.8              | 4.0                   |
| Right side                                  | 60MHz     | M/2437.5       | 100.00 %   | 1.00                     | 0.094          | 0.053           | 0.12             | 26.18                 | 27.00               | 1.208        | 0.064                  | 0.011                                     | 21.8              | 4.0                   |
| Top side                                    | 60MHz     | M/2437.5       | 100.00 %   | 1.00                     | 6.96           | 3.05            | -0.04            | 26.18                 | 27.00               | 1.208        | 3.684                  | 0.606                                     | 21.8              | 4.0                   |
| Bottom side                                 | 60MHz     | M/2437.5       | 100.00 %   | 1.00                     | 0.091          | 0.042           | 0.08             | 26.18                 | 27.00               | 1.208        | 0.051                  | 0.008                                     | 21.8              | 4.0                   |
| Extremity Test data(0mm) Antenna 2          |           |                |            |                          |                |                 |                  |                       |                     |              |                        |   |                   |                       |
| Front side                                  | 60MHz     | M/2437.5       | 100.00 %   | 1.00                     | 0.359          | 0.221           | -0.07            | 26.22                 | 27.00               | 1.197        | 0.264                  | 0.043                                     | 21.8              | 4.0                   |
| Back side                                   | 60MHz     | M/2437.5       | 100.00 %   | 1.00                     | 15.10          | 5.13            | 0.01             | 26.22                 | 27.00               | 1.197        | 6.139                  | 1.009                                     | 21.8              | 4.0                   |
| Left side                                   | 60MHz     | M/2437.5       | 100.00 %   | 1.00                     | 0.071          | 0.035           | 0.08             | 26.22                 | 27.00               | 1.197        | 0.042                  | 0.007                                     | 21.8              | 4.0                   |
| Right side                                  | 60MHz     | M/2437.5       | 100.00 %   | 1.00                     | 0.052          | 0.029           | 0.02             | 26.22                 | 27.00               | 1.197        | 0.035                  | 0.006                                     | 21.8              | 4.0                   |



Unless otherwise agreed in writing, this document is issued by the Company subject to its General Conditions of Service printed overleaf, available on request or accessible at <https://www.sgs.com/en/Terms-and-Conditions>. Attention is drawn to the limitation of liability, indemnification and jurisdiction issues defined therein. Any holder of this document is advised that information contained hereon reflects the Company's findings at the time of its intervention only and within the limits of Client's instructions, if any. The Company's sole responsibility is to its Client and this document does not exonerate parties to a transaction from exercising all their rights and obligations under the transaction documents. This document cannot be reproduced except in full, without prior written approval of the Company. Any unauthorized alteration, forgery or falsification of the content or appearance of this document is unlawful and offenders may be prosecuted to the fullest extent of the law. Unless otherwise stated the results shown in this test report refer only to the sample(s) tested and such sample(s) are retained for 30 days only.

Attention: To check the authenticity of testing / inspection report & certificate, please contact us at telephone: (86-755) 8307 1443, or email: [CN.Doccheck@sgs.com](mailto:CN.Doccheck@sgs.com)

No.10 Weiye Road, Development Zone, Kunshan, Jiangsu, China 215300 t(86-512) 5735 5888 f(86-512) 5737 0818 www.sgs.com.cn  
中国·江苏·昆山开发区伟业路10号 邮编: 215300 t(86-512) 5735 5888 f(86-512) 5737 0818 sgs.china@sgs.com





## Compliance Certification Services (Kunshan) Inc.

Report No.: KSCR230400065601

Page: 54 of 85

|   |           |              |             |      |       |       |       |       |       |       |       |              |      |     |
|---|-----------|--------------|-------------|------|-------|-------|-------|-------|-------|-------|-------|--------------|------|-----|
| Top side                                    | 60MH<br>z | M/2437.<br>5 | 100.00<br>% | 1.00 | 1.22  | 0.610 | -0.15 | 26.22 | 27.00 | 1.197 | 0.730 | 0.120        | 21.8 | 4.0 |
| Bottom side                                 | 60MH<br>z | M/2437.<br>5 | 100.00<br>% | 1.00 | 0.035 | 0.016 | 0.18  | 26.22 | 27.00 | 1.197 | 0.019 | 0.003        | 21.8 | 4.0 |
| Extremity Test data(0mm) Antenna 3 Rotate   |           |              |             |      |       |       |       |       |       |       |       |              |      |     |
| Front side                                  | 60MH<br>z | M/2437.<br>5 | 100.00<br>% | 1.00 | 0.396 | 0.233 | 0.00  | 25.96 | 27.00 | 1.271 | 0.296 | 0.049        | 21.8 | 4.0 |
| Back side                                   | 60MH<br>z | M/2437.<br>5 | 100.00<br>% | 1.00 | 22.50 | 7.68  | 0.05  | 25.96 | 27.00 | 1.271 | 9.758 | <b>1.604</b> | 21.8 | 4.0 |
| Left side                                   | 60MH<br>z | M/2437.<br>5 | 100.00<br>% | 1.00 | 0.036 | 0.021 | 0.16  | 25.96 | 27.00 | 1.271 | 0.027 | 0.004        | 21.8 | 4.0 |
| Right side                                  | 60MH<br>z | M/2437.<br>5 | 100.00<br>% | 1.00 | 0.249 | 0.150 | -0.19 | 25.96 | 27.00 | 1.271 | 0.190 | 0.031        | 21.8 | 4.0 |
| Bottom side                                 | 60MH<br>z | M/2437.<br>5 | 100.00<br>% | 1.00 | 0.026 | 0.015 | 0.07  | 25.96 | 27.00 | 1.271 | 0.019 | 0.003        | 21.8 | 4.0 |
| Extremity Test data(0mm) Antenna 3 Fold     |           |              |             |      |       |       |       |       |       |       |       |              |      |     |
| Back side                                   | 60MH<br>z | M/2437.<br>5 | 100.00<br>% | 1.00 | 22.30 | 7.62  | 0.02  | 25.96 | 27.00 | 1.271 | 9.682 | 1.592        | 21.8 | 4.0 |
| Left side                                   | 60MH<br>z | M/2437.<br>5 | 100.00<br>% | 1.00 | 0.041 | 0.024 | 0.05  | 25.96 | 27.00 | 1.271 | 0.030 | 0.005        | 21.8 | 4.0 |
| Right side                                  | 60MH<br>z | M/2437.<br>5 | 100.00<br>% | 1.00 | 0.216 | 0.130 | 0.14  | 25.96 | 27.00 | 1.271 | 0.165 | 0.027        | 21.8 | 4.0 |
| Bottom side                                 | 60MH<br>z | M/2437.<br>5 | 100.00<br>% | 1.00 | 0.030 | 0.017 | 0.19  | 25.96 | 27.00 | 1.271 | 0.022 | 0.004        | 21.8 | 4.0 |
| Extremity Test data(0mm) Antenna 3 Vertical |           |              |             |      |       |       |       |       |       |       |       |              |      |     |
| Front side                                  | 60MH<br>z | M/2437.<br>5 | 100.00<br>% | 1.00 | 0.405 | 0.237 | 0.18  | 25.96 | 27.00 | 1.271 | 0.301 | 0.049        | 21.8 | 4.0 |
| Back side                                   | 60MH<br>z | M/2437.<br>5 | 100.00<br>% | 1.00 | 22.20 | 7.62  | 0.05  | 25.96 | 27.00 | 1.271 | 9.682 | 1.592        | 21.8 | 4.0 |
| Left side                                   | 60MH<br>z | M/2437.<br>5 | 100.00<br>% | 1.00 | 0.037 | 0.021 | 0.16  | 25.96 | 27.00 | 1.271 | 0.026 | 0.004        | 21.8 | 4.0 |
| Right side                                  | 60MH<br>z | M/2437.<br>5 | 100.00<br>% | 1.00 | 0.239 | 0.145 | -0.19 | 25.96 | 27.00 | 1.271 | 0.184 | 0.030        | 21.8 | 4.0 |
| Bottom side                                 | 60MH<br>z | M/2437.<br>5 | 100.00<br>% | 1.00 | 0.031 | 0.019 | 0.04  | 25.96 | 27.00 | 1.271 | 0.024 | 0.004        | 21.8 | 4.0 |

| Test position                          | Test mode | Test ch./Freq. | Duty Cycle  | Duty Cycle Scale d factor | SAR (W/kg) 1-g | SAR (W/kg) 10-g | Power drift (dB) | Conducted Power (dBm) | Tune up Limit (dBm) | Scale d factor | Scale d SAR (W/kg) 1-g | Scaled SAR Duty cycle 16.44 % (W/kg) 1-g | Liquid Temp. (°C) | SAR limit (W/kg) 1-g |
|--|-----------|----------------|-------------|---------------------------|----------------|-----------------|------------------|-----------------------|---------------------|----------------|------------------------|--|-------------------|----------------------|
| Body Test data(0mm) Antenna 0 Rotate   |           |                |             |                           |                |                 |                  |                       |                     |                |                        |  |                   |                      |
| Bottom side                            | 60MH<br>z | M/2437.<br>5   | 100.00<br>% | 1.00                      | 0.080          | 0.041           | -0.12            | 25.78                 | 26.00               | 1.052          | 0.084                  | 0.014                                    | 21.8              | 1.6                  |
| Body Test data(0mm) Antenna 0 Fold     |           |                |             |                           |                |                 |                  |                       |                     |                |                        |  |                   |                      |
| Bottom side                            | 60MH<br>z | M/2437.<br>5   | 100.00<br>% | 1.00                      | 0.072          | 0.039           | 0.04             | 25.78                 | 26.00               | 1.052          | 0.076                  | 0.012                                    | 21.8              | 1.6                  |
| Body Test data(0mm) Antenna 0 Vertical |           |                |             |                           |                |                 |                  |                       |                     |                |                        |  |                   |                      |
| Bottom side                            | 60MH<br>z | M/2437.<br>5   | 100.00<br>% | 1.00                      | 0.065          | 0.039           | 0.01             | 25.78                 | 26.00               | 1.052          | 0.068                  | 0.011                                    | 21.8              | 1.6                  |
| Body Test data(0mm) Antenna 1          |           |                |             |                           |                |                 |                  |                       |                     |                |                        |  |                   |                      |
| Bottom side                            | 60MH<br>z | M/2437.<br>5   | 100.00<br>% | 1.00                      | 0.091          | 0.042           | 0.08             | 26.18                 | 27.00               | 1.208          | 0.110                  | 0.018                                    | 21.8              | 1.6                  |
| Body Test data(0mm) Antenna 2          |           |                |             |                           |                |                 |                  |                       |                     |                |                        |  |                   |                      |
| Bottom side                            | 60MH<br>z | M/2437.<br>5   | 100.00<br>% | 1.00                      | 0.035          | 0.016           | 0.18             | 26.22                 | 27.00               | 1.197          | 0.042                  | 0.007                                    | 21.8              | 1.6                  |



Unless otherwise agreed in writing, this document is issued by the Company subject to its General Conditions of Service printed overleaf, available on request or accessible at <https://www.sgs.com/en/Terms-and-Conditions>. Attention is drawn to the limitation of liability, indemnification and jurisdiction issues defined therein. Any holder of this document is advised that information contained hereon reflects the Company's findings at the time of its intervention only and within the limits of Client's instructions, if any. The Company's sole responsibility is to its Client and this document does not exonerate parties to a transaction from exercising all their rights and obligations under the transaction documents. This document cannot be reproduced except in full, without prior written approval of the Company. Any unauthorized alteration, forgery or falsification of the content or appearance of this document is unlawful and offenders may be prosecuted to the fullest extent of the law. Unless otherwise stated the results shown in this test report refer only to the sample(s) tested and such sample(s) are retained for 30 days only.

Attention: To check the authenticity of testing / inspection report & certificate, please contact us at telephone: (86-755) 8307 1443, or email: [CN.Doccheck@sgs.com](mailto:CN.Doccheck@sgs.com)

No.10 Weiye Road, Development Zone, Kunshan, Jiangsu, China 215300 t(86-512) 5735 5888 f(86-512) 57370818 www.sgs.com.cn  
中国·江苏·昆山开发区伟业路10号 邮编: 215300 t(86-512) 57355888 f(86-512) 57370818 sgs.china@sgs.com



Compliance Certification Services (Kunshan) Inc.

Report No.: KSCR230400065601  
Page: 55 of 85

| Body Test data(0mm) Antenna 3 Rotate   |        |          |          |      |       |       |      |       |       |       |       |       |      |     |
|--|--------|----------|----------|------|-------|-------|------|-------|-------|-------|-------|-------|------|-----|
| Bottom side                            | 60MH z | M/2437.5 | 100.00 % | 1.00 | 0.026 | 0.015 | 0.07 | 25.96 | 27.00 | 1.271 | 0.033 | 0.005 | 21.8 | 1.6 |
| Body Test data(0mm) Antenna 3 Fold     |        |          |          |      |       |       |      |       |       |       |       |       |      |     |
| Bottom side                            | 60MH z | M/2437.5 | 100.00 % | 1.00 | 0.030 | 0.017 | 0.19 | 25.96 | 27.00 | 1.271 | 0.038 | 0.006 | 21.8 | 1.6 |
| Body Test data(0mm) Antenna 3 Vertical |        |          |          |      |       |       |      |       |       |       |       |       |      |     |
| Bottom side                            | 60MH z | M/2437.5 | 100.00 % | 1.00 | 0.031 | 0.019 | 0.04 | 25.96 | 27.00 | 1.271 | 0.039 | 0.006 | 21.8 | 1.6 |



Unless otherwise agreed in writing, this document is issued by the Company subject to its General Conditions of Service printed overleaf, available on request or accessible at <https://www.sgs.com/en/Terms-and-Conditions>. Attention is drawn to the limitation of liability, indemnification and jurisdiction issues defined therein. Any holder of this document is advised that information contained hereon reflects the Company's findings at the time of its intervention only and within the limits of Client's instructions, if any. The Company's sole responsibility is to its Client and this document does not exonerate parties to a transaction from exercising all their rights and obligations under the transaction documents. This document cannot be reproduced except in full, without prior written approval of the Company. Any unauthorized alteration, forgery or falsification of the content or appearance of this document is unlawful and offenders may be prosecuted to the fullest extent of the law. Unless otherwise stated the results shown in this test report refer only to the sample(s) tested and such sample(s) are retained for 30 days only.

Attention: To check the authenticity of testing /inspection report & certificate, please contact us at telephone: (86-755) 8307 1443, or email: [CN.Doccheck@sgs.com](mailto:CN.Doccheck@sgs.com)

No.10 Weiye Road, Development Zone, Kunshan, Jiangsu, China 215300 t(86-512) 5735 5888 f(86-512) 57370818 www.sgsgroup.com.cn  
中国·江苏·昆山开发区伟业路10号 邮编: 215300 t(86-512) 57355888 f(86-512) 57370818 sgs.china@sgs.com

### 8.2.2 SAR Result Of SDR 5GHz

| Test position                               | Test mode | Test ch./Freq. | Duty Cycle | Duty Cycle Scaled factor | SAR (W/kg) 1-g | SAR (W/kg) 10-g | Power drift (dB) | Conducted Power (dBm) | Tune up Limit (dBm) | Scale factor | Scaled SAR (W/kg) 10-g | Scaled SAR Duty cycle 16.44 % (W/kg) 10-g | Liquid Temp. (°C) | SAR limit (W/kg) 10-g |
|---|-----------|----------------|------------|--------------------------|----------------|-----------------|------------------|-----------------------|---------------------|--------------|------------------------|---|-------------------|-----------------------|
| Extremity Test data(0mm) Antenna 0 Rotate   |           |                |            |                          |                |                 |                  |                       |                     |              |                        |   |                   |                       |
| Front side                                  | 40MHz     | M/5200         | 100.00 %   | 1.00                     | 1.74           | 0.651           | -0.08            | 19.52                 | 20.00               | 1.117        | 0.727                  | 0.120                                     | 21.8              | 4.0                   |
| Back side                                   | 40MHz     | M/5200         | 100.00 %   | 1.00                     | 0.029          | 0.008           | 0.11             | 19.52                 | 20.00               | 1.117        | 0.009                  | 0.001                                     | 21.8              | 4.0                   |
| Left side                                   | 40MHz     | M/5200         | 100.00 %   | 1.00                     | 0.337          | 0.149           | -0.04            | 19.52                 | 20.00               | 1.117        | 0.166                  | 0.027                                     | 21.8              | 4.0                   |
| Right side                                  | 40MHz     | M/5200         | 100.00 %   | 1.00                     | 0.068          | 0.030           | 0.13             | 19.52                 | 20.00               | 1.117        | 0.033                  | 0.005                                     | 21.8              | 4.0                   |
| Bottom side                                 | 40MHz     | M/5200         | 100.00 %   | 1.00                     | 0.003          | 0.001           | -0.06            | 19.52                 | 20.00               | 1.117        | 0.002                  | 0.0003                                    | 21.8              | 4.0                   |
| Extremity Test data(0mm) Antenna 0 Fold     |           |                |            |                          |                |                 |                  |                       |                     |              |                        |   |                   |                       |
| Back side                                   | 40MHz     | M/5200         | 100.00 %   | 1.00                     | 0.165          | 0.067           | 0.14             | 19.52                 | 20.00               | 1.117        | 0.075                  | 0.012                                     | 21.8              | 4.0                   |
| Left side                                   | 40MHz     | M/5200         | 100.00 %   | 1.00                     | 0.219          | 0.108           | 0.06             | 19.52                 | 20.00               | 1.117        | 0.121                  | 0.020                                     | 21.8              | 4.0                   |
| Right side                                  | 40MHz     | M/5200         | 100.00 %   | 1.00                     | 0.062          | 0.034           | 0.03             | 19.52                 | 20.00               | 1.117        | 0.038                  | 0.006                                     | 21.8              | 4.0                   |
| Bottom side                                 | 40MHz     | M/5200         | 100.00 %   | 1.00                     | 0.005          | 0.004           | -0.06            | 19.52                 | 20.00               | 1.117        | 0.005                  | 0.001                                     | 21.8              | 4.0                   |
| Extremity Test data(0mm) Antenna 0 Vertical |           |                |            |                          |                |                 |                  |                       |                     |              |                        |   |                   |                       |
| Front side                                  | 40MHz     | M/5200         | 100.00 %   | 1.00                     | 1.83           | 0.394           | 0.09             | 19.52                 | 20.00               | 1.117        | 0.440                  | 0.072                                     | 21.8              | 4.0                   |
| Back side                                   | 40MHz     | M/5200         | 100.00 %   | 1.00                     | 0.032          | 0.005           | 0.18             | 19.52                 | 20.00               | 1.117        | 0.006                  | 0.001                                     | 21.8              | 4.0                   |
| Left side                                   | 40MHz     | M/5200         | 100.00 %   | 1.00                     | 0.358          | 0.093           | -0.13            | 19.52                 | 20.00               | 1.117        | 0.104                  | 0.017                                     | 21.8              | 4.0                   |
| Right side                                  | 40MHz     | M/5200         | 100.00 %   | 1.00                     | 0.078          | 0.019           | 0.11             | 19.52                 | 20.00               | 1.117        | 0.021                  | 0.003                                     | 21.8              | 4.0                   |
| Bottom side                                 | 40MHz     | M/5200         | 100.00 %   | 1.00                     | 0.007          | 0.005           | -0.14            | 19.52                 | 20.00               | 1.117        | 0.005                  | 0.001                                     | 21.8              | 4.0                   |
| Extremity Test data(0mm) Antenna 0 Rotate   |           |                |            |                          |                |                 |                  |                       |                     |              |                        |   |                   |                       |
| Front side                                  | 80MHz     | M/5787.5       | 100.00 %   | 1.00                     | 9.53           | 2.47            | 0.13             | 25.67                 | 27.00               | 1.358        | 3.355                  | 0.552                                     | 21.8              | 4.0                   |
| Back side                                   | 80MHz     | M/5787.5       | 100.00 %   | 1.00                     | 5.56           | 1.68            | 0.01             | 25.67                 | 27.00               | 1.358        | 2.282                  | 0.375                                     | 21.8              | 4.0                   |
| Left side                                   | 80MHz     | M/5787.5       | 100.00 %   | 1.00                     | 1.71           | 0.539           | -0.11            | 25.67                 | 27.00               | 1.358        | 0.732                  | 0.120                                     | 21.8              | 4.0                   |
| Right side                                  | 80MHz     | M/5787.5       | 100.00 %   | 1.00                     | 0.261          | 0.118           | 0.05             | 25.67                 | 27.00               | 1.358        | 0.160                  | 0.026                                     | 21.8              | 4.0                   |
| Bottom side                                 | 80MHz     | M/5787.5       | 100.00 %   | 1.00                     | 0.169          | 0.069           | 0.07             | 25.67                 | 27.00               | 1.358        | 0.093                  | 0.015                                     | 21.8              | 4.0                   |
| Extremity Test data(0mm) Antenna 0 Fold     |           |                |            |                          |                |                 |                  |                       |                     |              |                        |   |                   |                       |
| Back side                                   | 80MHz     | M/5787.5       | 100.00 %   | 1.00                     | 5.82           | 1.72            | 0.02             | 25.67                 | 27.00               | 1.358        | 2.336                  | 0.384                                     | 21.8              | 4.0                   |
| Left side                                   | 80MHz     | M/5787.5       | 100.00 %   | 1.00                     | 1.66           | 0.511           | 0.06             | 25.67                 | 27.00               | 1.358        | 0.694                  | 0.114                                     | 21.8              | 4.0                   |
| Right side                                  | 80MHz     | M/5787.5       | 100.00 %   | 1.00                     | 0.578          | 0.222           | 0.08             | 25.67                 | 27.00               | 1.358        | 0.302                  | 0.050                                     | 21.8              | 4.0                   |
| Bottom side                                 | 80MHz     | M/5787.5       | 100.00 %   | 1.00                     | 0.165          | 0.066           | 0.01             | 25.67                 | 27.00               | 1.358        | 0.090                  | 0.015                                     | 21.8              | 4.0                   |
| Extremity Test data(0mm) Antenna 0 Vertical |           |                |            |                          |                |                 |                  |                       |                     |              |                        |   |                   |                       |



Unless otherwise agreed in writing, this document is issued by the Company subject to its General Conditions of Service printed overleaf, available on request or accessible at <https://www.sgs.com/en/Terms-and-Conditions>. Attention is drawn to the limitation of liability, indemnification and jurisdiction issues defined therein. Any holder of this document is advised that information contained hereon reflects the Company's findings at the time of its intervention only and within the limits of Client's instructions, if any. The Company's sole responsibility is to its Client and this document does not exonerate parties to a transaction from exercising all their rights and obligations under the transaction documents. This document cannot be reproduced except in full, without prior written approval of the Company. Any unauthorized alteration, forgery or falsification of the content or appearance of this document is unlawful and offenders may be prosecuted to the fullest extent of the law. Unless otherwise stated the results shown in this test report refer only to the sample(s) tested and such sample(s) are retained for 30 days only.

Attention: To check the authenticity of testing / inspection report & certificate, please contact us at telephone: (86-755) 8307 1443, or email: [CN.Doccheck@sgs.com](mailto:CN.Doccheck@sgs.com)

No.10 Weiye Road, Development Zone, Kunshan, Jiangsu, China 215300 t(86-512) 5735 5888 f(86-512) 57370818 www.sgs.com.cn  
 中国·江苏·昆山开发区伟业路10号 邮编: 215300 t(86-512) 57355888 f(86-512) 57370818 sgs.china@sgs.com



## Compliance Certification Services (Kunshan) Inc.

Report No.: KSCR230400065601

Page: 57 of 85

|   |           |              |             |      |       |       |       |       |       |       |       |        |      |     |
|---|-----------|--------------|-------------|------|-------|-------|-------|-------|-------|-------|-------|--------|------|-----|
| Front side                                | 80MH<br>z | M/5787.<br>5 | 100.00<br>% | 1.00 | 8.97  | 2.25  | -0.16 | 25.67 | 27.00 | 1.358 | 3.056 | 0.502  | 21.8 | 4.0 |
| Back side                                 | 80MH<br>z | M/5787.<br>5 | 100.00<br>% | 1.00 | 5.19  | 1.56  | 0.05  | 25.67 | 27.00 | 1.358 | 2.119 | 0.348  | 21.8 | 4.0 |
| Left side                                 | 80MH<br>z | M/5787.<br>5 | 100.00<br>% | 1.00 | 1.69  | 0.528 | -0.04 | 25.67 | 27.00 | 1.358 | 0.717 | 0.118  | 21.8 | 4.0 |
| Right side                                | 80MH<br>z | M/5787.<br>5 | 100.00<br>% | 1.00 | 0.313 | 0.114 | -0.19 | 25.67 | 27.00 | 1.358 | 0.155 | 0.025  | 21.8 | 4.0 |
| Bottom<br>side                            | 80MH<br>z | M/5787.<br>5 | 100.00<br>% | 1.00 | 0.157 | 0.059 | 0.04  | 25.67 | 27.00 | 1.358 | 0.080 | 0.013  | 21.8 | 4.0 |
| Extremity Test data(0mm) Antenna 1        |           |              |             |      |       |       |       |       |       |       |       |        |      |     |
| Front side                                | 40MH<br>z | M/5200       | 100.00<br>% | 1.00 | 0.207 | 0.113 | -0.08 | 19.64 | 20.00 | 1.086 | 0.122 | 0.020  | 21.8 | 4.0 |
| Back side                                 | 40MH<br>z | M/5200       | 100.00<br>% | 1.00 | 0.070 | 0.034 | 0.16  | 19.64 | 20.00 | 1.086 | 0.037 | 0.006  | 21.8 | 4.0 |
| Left side                                 | 40MH<br>z | M/5200       | 100.00<br>% | 1.00 | 0.006 | 0.003 | -0.14 | 19.64 | 20.00 | 1.086 | 0.003 | 0.0005 | 21.8 | 4.0 |
| Right side                                | 40MH<br>z | M/5200       | 100.00<br>% | 1.00 | 0.005 | 0.003 | 0.07  | 19.64 | 20.00 | 1.086 | 0.003 | 0.0005 | 21.8 | 4.0 |
| Top side                                  | 40MH<br>z | M/5200       | 100.00<br>% | 1.00 | 0.894 | 0.341 | 0.10  | 19.64 | 20.00 | 1.086 | 0.371 | 0.061  | 21.8 | 4.0 |
| Bottom<br>side                            | 40MH<br>z | M/5200       | 100.00<br>% | 1.00 | 0.003 | 0.001 | 0.11  | 19.64 | 20.00 | 1.086 | 0.001 | 0.0002 | 21.8 | 4.0 |
| Extremity Test data(0mm) Antenna 1        |           |              |             |      |       |       |       |       |       |       |       |        |      |     |
| Front side                                | 80MH<br>z | M/5787.<br>5 | 100.00<br>% | 1.00 | 9.23  | 2.85  | 0.19  | 26.11 | 27.00 | 1.227 | 3.498 | 0.575  | 21.8 | 4.0 |
| Back side                                 | 80MH<br>z | M/5787.<br>5 | 100.00<br>% | 1.00 | 7.39  | 2.58  | 0.09  | 26.11 | 27.00 | 1.227 | 3.167 | 0.521  | 21.8 | 4.0 |
| Left side                                 | 80MH<br>z | M/5787.<br>5 | 100.00<br>% | 1.00 | 0.233 | 0.085 | 0.17  | 26.11 | 27.00 | 1.227 | 0.104 | 0.017  | 21.8 | 4.0 |
| Right side                                | 80MH<br>z | M/5787.<br>5 | 100.00<br>% | 1.00 | 0.655 | 0.273 | 0.03  | 26.11 | 27.00 | 1.227 | 0.335 | 0.055  | 21.8 | 4.0 |
| Top side                                  | 80MH<br>z | M/5787.<br>5 | 100.00<br>% | 1.00 | 13.20 | 4.02  | -0.19 | 26.11 | 27.00 | 1.227 | 4.934 | 0.811  | 21.8 | 4.0 |
| Bottom<br>side                            | 80MH<br>z | M/5787.<br>5 | 100.00<br>% | 1.00 | 0.317 | 0.098 | 0.19  | 26.11 | 27.00 | 1.227 | 0.120 | 0.020  | 21.8 | 4.0 |
| Extremity Test data(0mm) Antenna 2        |           |              |             |      |       |       |       |       |       |       |       |        |      |     |
| Front side                                | 40MH<br>z | M/5200       | 100.00<br>% | 1.00 | 0.405 | 0.161 | 0.09  | 18.55 | 19.00 | 1.109 | 0.178 | 0.029  | 21.8 | 4.0 |
| Back side                                 | 40MH<br>z | M/5200       | 100.00<br>% | 1.00 | 10.90 | 2.60  | -0.19 | 18.55 | 19.00 | 1.109 | 2.884 | 0.474  | 21.8 | 4.0 |
| Left side                                 | 40MH<br>z | M/5200       | 100.00<br>% | 1.00 | 0.146 | 0.061 | 0.03  | 18.55 | 19.00 | 1.109 | 0.068 | 0.011  | 21.8 | 4.0 |
| Right side                                | 40MH<br>z | M/5200       | 100.00<br>% | 1.00 | 0.032 | 0.014 | -0.18 | 18.55 | 19.00 | 1.109 | 0.016 | 0.003  | 21.8 | 4.0 |
| Top side                                  | 40MH<br>z | M/5200       | 100.00<br>% | 1.00 | 1.01  | 0.355 | -0.08 | 18.55 | 19.00 | 1.109 | 0.394 | 0.065  | 21.8 | 4.0 |
| Bottom<br>side                            | 40MH<br>z | M/5200       | 100.00<br>% | 1.00 | 0.035 | 0.018 | -0.03 | 18.55 | 19.00 | 1.109 | 0.020 | 0.003  | 21.8 | 4.0 |
| Extremity Test data(0mm) Antenna 2        |           |              |             |      |       |       |       |       |       |       |       |        |      |     |
| Front side                                | 80MH<br>z | M/5787.<br>5 | 100.00<br>% | 1.00 | 6.39  | 2.45  | -0.16 | 26.08 | 27.00 | 1.236 | 3.028 | 0.498  | 21.8 | 4.0 |
| Back side                                 | 80MH<br>z | M/5787.<br>5 | 100.00<br>% | 1.00 | 0.773 | 0.162 | 0.05  | 26.08 | 27.00 | 1.236 | 0.200 | 0.033  | 21.8 | 4.0 |
| Left side                                 | 80MH<br>z | M/5787.<br>5 | 100.00<br>% | 1.00 | 0.596 | 0.263 | 0.08  | 26.08 | 27.00 | 1.236 | 0.325 | 0.053  | 21.8 | 4.0 |
| Right side                                | 80MH<br>z | M/5787.<br>5 | 100.00<br>% | 1.00 | 0.142 | 0.056 | 0.09  | 26.08 | 27.00 | 1.236 | 0.069 | 0.011  | 21.8 | 4.0 |
| Top side                                  | 80MH<br>z | M/5787.<br>5 | 100.00<br>% | 1.00 | 9.12  | 3.82  | -0.05 | 26.08 | 27.00 | 1.236 | 4.721 | 0.776  | 21.8 | 4.0 |
| Bottom<br>side                            | 80MH<br>z | M/5787.<br>5 | 100.00<br>% | 1.00 | 0.002 | 0.001 | 0.05  | 26.08 | 27.00 | 1.236 | 0.001 | 0.000  | 21.8 | 4.0 |
| Extremity Test data(0mm) Antenna 3 Rotate |           |              |             |      |       |       |       |       |       |       |       |        |      |     |



Unless otherwise agreed in writing, this document is issued by the Company subject to its General Conditions of Service printed overleaf, available on request or accessible at <https://www.sgs.com/en/Terms-and-Conditions>. Attention is drawn to the limitation of liability, indemnification and jurisdiction issues defined therein. Any holder of this document is advised that information contained hereon reflects the Company's findings at the time of its intervention only and within the limits of Client's instructions, if any. The Company's sole responsibility is to its Client and this document does not exonerate parties to a transaction from exercising all their rights and obligations under the transaction documents. This document cannot be reproduced except in full, without prior written approval of the Company. Any unauthorized alteration, forgery or falsification of the content or appearance of this document is unlawful and offenders may be prosecuted to the fullest extent of the law. Unless otherwise stated the results shown in this test report refer only to the sample(s) tested and such sample(s) are retained for 30 days only.

Attention: To check the authenticity of testing / inspection report & certificate, please contact us at telephone: (86-755) 8307 1443, or email: [CN.Doccheck@sgs.com](mailto:CN.Doccheck@sgs.com)

No.10 Weiye Road, Development Zone, Kunshan, Jiangsu, China 215300 t(86-512) 5735 5888 f(86-512) 57370818 www.sgs.com.cn  
中国·江苏·昆山开发区伟业路10号 邮编: 215300 t(86-512) 57355888 f(86-512) 57370818 sgs.china@sgs.com



## Compliance Certification Services (Kunshan) Inc.

Report No.: KSCR230400065601

Page: 58 of 85

|   |           |              |             |      |       |       |       |       |       |       |        |              |      |     |
|---|-----------|--------------|-------------|------|-------|-------|-------|-------|-------|-------|--------|--------------|------|-----|
| Front side                                  | 40MH<br>z | M/5200       | 100.00<br>% | 1.00 | 0.009 | 0.004 | 0.02  | 18.89 | 20.00 | 1.291 | 0.005  | 0.001        | 21.8 | 4.0 |
| Back side                                   | 40MH<br>z | M/5200       | 100.00<br>% | 1.00 | 0.549 | 0.238 | 0.02  | 18.89 | 20.00 | 1.291 | 0.307  | 0.050        | 21.8 | 4.0 |
| Left side                                   | 40MH<br>z | M/5200       | 100.00<br>% | 1.00 | 0.005 | 0.002 | 0.01  | 18.89 | 20.00 | 1.291 | 0.003  | 0.0005       | 21.8 | 4.0 |
| Right side                                  | 40MH<br>z | M/5200       | 100.00<br>% | 1.00 | 0.007 | 0.003 | 0.07  | 18.89 | 20.00 | 1.291 | 0.004  | 0.001        | 21.8 | 4.0 |
| Bottom<br>side                              | 40MH<br>z | M/5200       | 100.00<br>% | 1.00 | 0.005 | 0.002 | 0.02  | 18.89 | 20.00 | 1.291 | 0.003  | 0.0005       | 21.8 | 4.0 |
| Extremity Test data(0mm) Antenna 3 Fold     |           |              |             |      |       |       |       |       |       |       |        |              |      |     |
| Back side                                   | 40MH<br>z | M/5200       | 100.00<br>% | 1.00 | 0.848 | 0.312 | -0.05 | 18.89 | 20.00 | 1.291 | 0.403  | 0.066        | 21.8 | 4.0 |
| Left side                                   | 40MH<br>z | M/5200       | 100.00<br>% | 1.00 | 0.007 | 0.003 | 0.04  | 18.89 | 20.00 | 1.291 | 0.004  | 0.001        | 21.8 | 4.0 |
| Right side                                  | 40MH<br>z | M/5200       | 100.00<br>% | 1.00 | 0.011 | 0.004 | -0.18 | 18.89 | 20.00 | 1.291 | 0.005  | 0.001        | 21.8 | 4.0 |
| Bottom<br>side                              | 40MH<br>z | M/5200       | 100.00<br>% | 1.00 | 0.007 | 0.003 | 0.06  | 18.89 | 20.00 | 1.291 | 0.004  | 0.001        | 21.8 | 4.0 |
| Extremity Test data(0mm) Antenna 3 Vertical |           |              |             |      |       |       |       |       |       |       |        |              |      |     |
| Front side                                  | 40MH<br>z | M/5200       | 100.00<br>% | 1.00 | 0.023 | 0.016 | -0.08 | 18.89 | 20.00 | 1.291 | 0.021  | 0.003        | 21.8 | 4.0 |
| Back side                                   | 40MH<br>z | M/5200       | 100.00<br>% | 1.00 | 0.821 | 0.305 | 0.01  | 18.89 | 20.00 | 1.291 | 0.394  | 0.065        | 21.8 | 4.0 |
| Left side                                   | 40MH<br>z | M/5200       | 100.00<br>% | 1.00 | 0.006 | 0.002 | 0.04  | 18.89 | 20.00 | 1.291 | 0.003  | 0.0005       | 21.8 | 4.0 |
| Right side                                  | 40MH<br>z | M/5200       | 100.00<br>% | 1.00 | 0.009 | 0.003 | 0.01  | 18.89 | 20.00 | 1.291 | 0.004  | 0.001        | 21.8 | 4.0 |
| Bottom<br>side                              | 40MH<br>z | M/5200       | 100.00<br>% | 1.00 | 0.006 | 0.002 | 0.01  | 18.89 | 20.00 | 1.291 | 0.003  | 0.0005       | 21.8 | 4.0 |
| Extremity Test data(0mm) Antenna 3 Rotate   |           |              |             |      |       |       |       |       |       |       |        |              |      |     |
| Front side                                  | 80MH<br>z | M/5787.<br>5 | 100.00<br>% | 1.00 | 1.79  | 0.759 | 0.17  | 25.61 | 27.00 | 1.377 | 1.046  | 0.172        | 21.8 | 4.0 |
| Back side                                   | 80MH<br>z | M/5787.<br>5 | 100.00<br>% | 1.00 | 53.40 | 11.10 | 0.17  | 25.61 | 27.00 | 1.377 | 15.287 | <b>2.513</b> | 21.8 | 4.0 |
| Left side                                   | 80MH<br>z | M/5787.<br>5 | 100.00<br>% | 1.00 | 0.116 | 0.051 | 0.17  | 25.61 | 27.00 | 1.377 | 0.070  | 0.012        | 21.8 | 4.0 |
| Right side                                  | 80MH<br>z | M/5787.<br>5 | 100.00<br>% | 1.00 | 0.475 | 0.202 | -0.05 | 25.61 | 27.00 | 1.377 | 0.278  | 0.046        | 21.8 | 4.0 |
| Bottom<br>side                              | 80MH<br>z | M/5787.<br>5 | 100.00<br>% | 1.00 | 0.162 | 0.078 | -0.03 | 25.61 | 27.00 | 1.377 | 0.107  | 0.018        | 21.8 | 4.0 |
| Back side                                   | 80MH<br>z | L/5765.5     | 100.00<br>% | 1.00 | 42.81 | 9.45  | -0.11 | 25.24 | 27.00 | 1.500 | 14.179 | 2.331        | 21.8 | 4.0 |
| Back side                                   | 80MH<br>z | H/5809.5     | 100.00<br>% | 1.00 | 50.97 | 10.42 | -0.16 | 25.53 | 27.00 | 1.403 | 14.615 | 2.403        | 21.8 | 4.0 |
| Extremity Test data(0mm) Antenna 3 Fold     |           |              |             |      |       |       |       |       |       |       |        |              |      |     |
| Back side                                   | 80MH<br>z | M/5787.<br>5 | 100.00<br>% | 1.00 | 50.73 | 10.55 | -0.03 | 25.61 | 27.00 | 1.377 | 14.526 | 2.388        | 21.8 | 4.0 |
| Left side                                   | 80MH<br>z | M/5787.<br>5 | 100.00<br>% | 1.00 | 0.111 | 0.051 | 0.04  | 25.61 | 27.00 | 1.377 | 0.070  | 0.012        | 21.8 | 4.0 |
| Right side                                  | 80MH<br>z | M/5787.<br>5 | 100.00<br>% | 1.00 | 0.454 | 0.197 | -0.11 | 25.61 | 27.00 | 1.377 | 0.272  | 0.045        | 21.8 | 4.0 |
| Bottom<br>side                              | 80MH<br>z | M/5787.<br>5 | 100.00<br>% | 1.00 | 0.154 | 0.074 | -0.13 | 25.61 | 27.00 | 1.377 | 0.102  | 0.017        | 21.8 | 4.0 |
| Back side                                   | 80MH<br>z | L/5765.5     | 100.00<br>% | 1.00 | 40.67 | 8.99  | 0.15  | 25.24 | 27.00 | 1.500 | 13.479 | 2.216        | 21.8 | 4.0 |
| Back side                                   | 80MH<br>z | H/5809.5     | 100.00<br>% | 1.00 | 48.43 | 9.90  | -0.14 | 25.53 | 27.00 | 1.403 | 13.887 | 2.283        | 21.8 | 4.0 |
| Extremity Test data(0mm) Antenna 3 Vertical |           |              |             |      |       |       |       |       |       |       |        |              |      |     |
| Front side                                  | 80MH<br>z | M/5787.<br>5 | 100.00<br>% | 1.00 | 1.67  | 0.71  | 0.05  | 25.61 | 27.00 | 1.377 | 0.975  | 0.160        | 21.8 | 4.0 |
| Back side                                   | 80MH<br>z | M/5787.<br>5 | 100.00<br>% | 1.00 | 49.67 | 10.32 | -0.14 | 25.61 | 27.00 | 1.377 | 14.220 | 2.338        | 21.8 | 4.0 |



Unless otherwise agreed in writing, this document is issued by the Company subject to its General Conditions of Service printed overleaf, available on request or accessible at <https://www.sgs.com/en/Terms-and-Conditions>. Attention is drawn to the limitation of liability, indemnification and jurisdiction issues defined therein. Any holder of this document is advised that information contained hereon reflects the Company's findings at the time of its intervention only and within the limits of Client's instructions, if any. The Company's sole responsibility is to its Client and this document does not exonerate parties to a transaction from exercising all their rights and obligations under the transaction documents. This document cannot be reproduced except in full, without prior written approval of the Company. Any unauthorized alteration, forgery or falsification of the content or appearance of this document is unlawful and offenders may be prosecuted to the fullest extent of the law. Unless otherwise stated the results shown in this test report refer only to the sample(s) tested and such sample(s) are retained for 30 days only.

Attention: To check the authenticity of testing /inspection report & certificate, please contact us at telephone: (86-755) 8307 1443, or email: [CN.Doccheck@sgs.com](mailto:CN.Doccheck@sgs.com)

No.10 Weiye Road, Development Zone, Kunshan, Jiangsu, China 215300 t(86-512) 5735 5888 f(86-512) 57370818 www.sgs.com.cn  
中国·江苏·昆山开发区伟业路10号 邮编: 215300 t(86-512) 57355888 f(86-512) 57370818 sgs.china@sgs.com





## Compliance Certification Services (Kunshan) Inc.

Report No.: KSCR230400065601

Page: 59 of 85

|                |           |              |             |      |       |       |       |       |       |       |        |       |      |     |
|----------------|-----------|--------------|-------------|------|-------|-------|-------|-------|-------|-------|--------|-------|------|-----|
| Left side      | 80MH<br>z | M/5787.<br>5 | 100.00<br>% | 1.00 | 0.111 | 0.051 | -0.15 | 25.61 | 27.00 | 1.377 | 0.070  | 0.012 | 21.8 | 4.0 |
| Right side     | 80MH<br>z | M/5787.<br>5 | 100.00<br>% | 1.00 | 0.445 | 0.189 | -0.07 | 25.61 | 27.00 | 1.377 | 0.260  | 0.043 | 21.8 | 4.0 |
| Bottom<br>side | 80MH<br>z | M/5787.<br>5 | 100.00<br>% | 1.00 | 0.158 | 0.074 | 0.09  | 25.61 | 27.00 | 1.377 | 0.101  | 0.017 | 21.8 | 4.0 |
| Back side      | 80MH<br>z | L/5765.5     | 100.00<br>% | 1.00 | 39.82 | 8.80  | 0.14  | 25.24 | 27.00 | 1.500 | 13.195 | 2.169 | 21.8 | 4.0 |
| Back side      | 80MH<br>z | H/5809.5     | 100.00<br>% | 1.00 | 47.40 | 9.69  | -0.10 | 25.53 | 27.00 | 1.403 | 13.599 | 2.236 | 21.8 | 4.0 |

| Test<br>position                       | Test<br>mode | Test<br>ch./Freq<br>. | Duty<br>Cycle | Duty<br>Cycle<br>Scale<br>d<br>factor | SAR<br>(W/kg)<br>1-g | SAR<br>(W/kg)<br>10-g | Powe<br>r<br>drift<br>(dB) | Conducte<br>d<br>Power<br>(dBm) | Tune<br>up<br>Limit<br>(dBm)<br>) | Scale<br>d<br>factor | Scale<br>d<br>SAR<br>(W/kg)<br>1-g | Scaled<br>SAR<br>Duty<br>cycle<br>16.44<br>%<br>(W/kg)<br>1-g | Liqui<br>d<br>Temp<br>.(°C) | SAR<br>limit<br>(W/kg)<br>)<br>1-g |
|--|--------------|-----------------------|---------------|---------------------------------------|----------------------|-----------------------|----------------------------|---------------------------------|-----------------------------------|----------------------|------------------------------------|---|-----------------------------|------------------------------------|
| Body Test data(0mm) Antenna 0 Rotate   |              |                       |               |                                       |                      |                       |                            |                                 |                                   |                      |                                    |   |                             |                                    |
| Bottom<br>side                         | 40MH<br>z    | M/5200                | 100.00<br>%   | 1.00                                  | 0.003                | 0.001                 | -0.06                      | 19.52                           | 20.00                             | 1.117                | 0.004                              | 0.0007  | 21.8                        | 1.6                                |
| Body Test data(0mm) Antenna 0 Fold     |              |                       |               |                                       |                      |                       |                            |                                 |                                   |                      |                                    |   |                             |                                    |
| Bottom<br>side                         | 40MH<br>z    | M/5200                | 100.00<br>%   | 1.00                                  | 0.005                | 0.004                 | -0.06                      | 19.52                           | 20.00                             | 1.117                | 0.005                              | 0.001   | 21.8                        | 1.6                                |
| Body Test data(0mm) Antenna 0 Vertical |              |                       |               |                                       |                      |                       |                            |                                 |                                   |                      |                                    |   |                             |                                    |
| Bottom<br>side                         | 40MH<br>z    | M/5200                | 100.00<br>%   | 1.00                                  | 0.007                | 0.005                 | -0.14                      | 19.52                           | 20.00                             | 1.117                | 0.008                              | 0.001   | 21.8                        | 1.6                                |
| Body Test data(0mm) Antenna 0 Rotate   |              |                       |               |                                       |                      |                       |                            |                                 |                                   |                      |                                    |   |                             |                                    |
| Bottom<br>side                         | 80MH<br>z    | M/5787.<br>5          | 100.00<br>%   | 1.00                                  | 0.169                | 0.069                 | 0.07                       | 25.67                           | 27.00                             | 1.358                | 0.230                              | 0.038   | 21.8                        | 1.6                                |
| Body Test data(0mm) Antenna 0 Fold     |              |                       |               |                                       |                      |                       |                            |                                 |                                   |                      |                                    |   |                             |                                    |
| Bottom<br>side                         | 80MH<br>z    | M/5787.<br>5          | 100.00<br>%   | 1.00                                  | 0.165                | 0.066                 | 0.01                       | 25.67                           | 27.00                             | 1.358                | 0.224                              | 0.037   | 21.8                        | 1.6                                |
| Body Test data(0mm) Antenna 0 Vertical |              |                       |               |                                       |                      |                       |                            |                                 |                                   |                      |                                    |   |                             |                                    |
| Bottom<br>side                         | 80MH<br>z    | M/5787.<br>5          | 100.00<br>%   | 1.00                                  | 0.157                | 0.059                 | 0.04                       | 25.67                           | 27.00                             | 1.358                | 0.213                              | 0.035   | 21.8                        | 1.6                                |
| Body Test data(0mm) Antenna 1          |              |                       |               |                                       |                      |                       |                            |                                 |                                   |                      |                                    |   |                             |                                    |
| Bottom<br>side                         | 40MH<br>z    | M/5200                | 100.00<br>%   | 1.00                                  | 0.003                | 0.001                 | 0.11                       | 19.64                           | 20.00                             | 1.086                | 0.003                              | 0.0005  | 21.8                        | 1.6                                |
| Body Test data(0mm) Antenna 1          |              |                       |               |                                       |                      |                       |                            |                                 |                                   |                      |                                    |   |                             |                                    |
| Bottom<br>side                         | 80MH<br>z    | M/5787.<br>5          | 100.00<br>%   | 1.00                                  | 0.317                | 0.098                 | 0.19                       | 26.11                           | 27.00                             | 1.227                | 0.389                              | 0.064   | 21.8                        | 1.6                                |
| Body Test data(0mm) Antenna 2          |              |                       |               |                                       |                      |                       |                            |                                 |                                   |                      |                                    |   |                             |                                    |
| Bottom<br>side                         | 40MH<br>z    | M/5200                | 100.00<br>%   | 1.00                                  | 0.035                | 0.018                 | -0.03                      | 18.55                           | 19.00                             | 1.109                | 0.039                              | 0.006   | 21.8                        | 1.6                                |
| Body Test data(0mm) Antenna 2          |              |                       |               |                                       |                      |                       |                            |                                 |                                   |                      |                                    |   |                             |                                    |
| Bottom<br>side                         | 80MH<br>z    | M/5787.<br>5          | 100.00<br>%   | 1.00                                  | 0.002                | 0.001                 | 0.05                       | 26.08                           | 27.00                             | 1.236                | 0.002                              | 0.000   | 21.8                        | 1.6                                |
| Body Test data(0mm) Antenna 3 Rotate   |              |                       |               |                                       |                      |                       |                            |                                 |                                   |                      |                                    |   |                             |                                    |
| Bottom<br>side                         | 40MH<br>z    | M/5200                | 100.00<br>%   | 1.00                                  | 0.005                | 0.002                 | 0.02                       | 18.89                           | 20.00                             | 1.291                | 0.006                              | 0.0010  | 21.8                        | 1.6                                |
| Body Test data(0mm) Antenna 3 Fold     |              |                       |               |                                       |                      |                       |                            |                                 |                                   |                      |                                    |   |                             |                                    |
| Bottom<br>side                         | 40MH<br>z    | M/5200                | 100.00<br>%   | 1.00                                  | 0.007                | 0.003                 | 0.06                       | 18.89                           | 20.00                             | 1.291                | 0.009                              | 0.001   | 21.8                        | 1.6                                |



Unless otherwise agreed in writing, this document is issued by the Company subject to its General Conditions of Service printed overleaf, available on request or accessible at <https://www.sgs.com/en/Terms-and-Conditions>. Attention is drawn to the limitation of liability, indemnification and jurisdiction issues defined therein. Any holder of this document is advised that information contained hereon reflects the Company's findings at the time of its intervention only and within the limits of Client's instructions, if any. The Company's sole responsibility is to its Client and this document does not exonerate parties to a transaction from exercising all their rights and obligations under the transaction documents. This document cannot be reproduced except in full, without prior written approval of the Company. Any unauthorized alteration, forgery or falsification of the content or appearance of this document is unlawful and offenders may be prosecuted to the fullest extent of the law. Unless otherwise stated the results shown in this test report refer only to the sample(s) tested and such sample(s) are retained for 30 days only.

Attention: To check the authenticity of testing / inspection report & certificate, please contact us at telephone: (86-755) 8307 1443, or email: [CN.Doccheck@sgs.com](mailto:CN.Doccheck@sgs.com)

No.10 Weiye Road, Development Zone, Kunshan, Jiangsu, China 215300 t(86-512) 5735 5888 f(86-512) 57370818 www.sgs.com.cn  
中国·江苏·昆山开发区伟业路10号 邮编: 215300 t(86-512) 57355888 f(86-512) 57370818 sgs.china@sgs.com



Compliance Certification Services (Kunshan) Inc.

Report No.: KSCR230400065601  
Page: 60 of 85

|  |        |          |          |      |       |       |       |       |       |       |       |        |      |     |
|--|--------|----------|----------|------|-------|-------|-------|-------|-------|-------|-------|--------|------|-----|
| Body Test data(0mm) Antenna 3 Vertical |        |          |          |      |       |       |       |       |       |       |       |        |      |     |
| Bottom side                            | 40MH z | M/5200   | 100.00 % | 1.00 | 0.006 | 0.002 | 0.01  | 18.89 | 20.00 | 1.291 | 0.008 | 0.0013 | 21.8 | 1.6 |
| Body Test data(0mm) Antenna 3 Rotate   |        |          |          |      |       |       |       |       |       |       |       |        |      |     |
| Bottom side                            | 80MH z | M/5787.5 | 100.00 % | 1.00 | 0.162 | 0.078 | -0.03 | 25.61 | 27.00 | 1.377 | 0.224 | 0.037  | 21.8 | 1.6 |
| Body Test data(0mm) Antenna 3 Fold     |        |          |          |      |       |       |       |       |       |       |       |        |      |     |
| Bottom side                            | 80MH z | M/5787.5 | 100.00 % | 1.00 | 0.154 | 0.074 | -0.13 | 25.61 | 27.00 | 1.377 | 0.213 | 0.035  | 21.8 | 1.6 |
| Body Test data(0mm) Antenna 3 Vertical |        |          |          |      |       |       |       |       |       |       |       |        |      |     |
| Bottom side                            | 80MH z | M/5787.5 | 100.00 % | 1.00 | 0.158 | 0.074 | 0.09  | 25.61 | 27.00 | 1.377 | 0.217 | 0.036  | 21.8 | 1.6 |



Unless otherwise agreed in writing, this document is issued by the Company subject to its General Conditions of Service printed overleaf, available on request or accessible at <https://www.sgs.com/en/Terms-and-Conditions>. Attention is drawn to the limitation of liability, indemnification and jurisdiction issues defined therein. Any holder of this document is advised that information contained hereon reflects the Company's findings at the time of its intervention only and within the limits of Client's instructions, if any. The Company's sole responsibility is to its Client and this document does not exonerate parties to a transaction from exercising all their rights and obligations under the transaction documents. This document cannot be reproduced except in full, without prior written approval of the Company. Any unauthorized alteration, forgery or falsification of the content or appearance of this document is unlawful and offenders may be prosecuted to the fullest extent of the law. Unless otherwise stated the results shown in this test report refer only to the sample(s) tested and such sample(s) are retained for 30 days only.

Attention: To check the authenticity of testing /inspection report & certificate, please contact us at telephone: (86-755) 8307 1443, or email: [CN.Doccheck@sgs.com](mailto:CN.Doccheck@sgs.com)

No.10 Weiye Road, Development Zone, Kunshan, Jiangsu, China 215300 t(86-512) 5735 5888 f(86-512) 57370818 www.sgs.com.cn  
中国·江苏·昆山开发区伟业路10号 邮编: 215300 t(86-512) 57355888 f(86-512) 57370818 sgs.china@sgs.com

## 8.3 Multiple Transmitter Evaluation

### 8.3.1 Simultaneous SAR test evaluation

#### Simultaneous Transmission

| NO. | Simultaneous Transmission Configuration  | Body | Limbs |
|-----|--|------|-------|
| 1   | WIFI 2.4GHz + SDR 5GHz   | Yes  | Yes   |
| 2   | WIFI 5GHz + SDR 2.4GHz   | Yes  | Yes   |
| 3   | BT+SDR 5G  | Yes  | Yes   |
| 4   | WIFI + BT<br>(They share the same antenna and cannot transmit at the same time by design.) | No   | No    |

#### Simultaneous Transmission SAR Summation Scenario for Extremity

| WLAN Band           | WLAN Band           | Exposure position | ①<br>MAX.<br>WLAN<br>SAR<br>(W/kg) | ②<br>MAX.<br>WLAN<br>SAR<br>(W/kg) | Summed<br>SAR<br>①+② | Volume<br>scan |
|---------------------|---------------------|-------------------|------------------------------------|------------------------------------|----------------------|----------------|
| Wi-Fi 2.4G<br>Ant 0 | Wi-Fi 2.4G<br>Ant 1 | Front             | 0.353                              | 0.221                              | 0.574                | NO             |
| Wi-Fi 2.4G<br>Ant 0 | Wi-Fi 2.4G<br>Ant 1 | Back              | 0.085                              | 0.046                              | 0.131                | NO             |
| Wi-Fi 2.4G<br>Ant 0 | Wi-Fi 2.4G<br>Ant 1 | Left              | 0.002                              | 0.001                              | 0.003                | NO             |
| Wi-Fi 2.4G<br>Ant 0 | Wi-Fi 2.4G<br>Ant 1 | Right             | 0.034                              | 0.027                              | 0.061                | NO             |
| Wi-Fi 2.4G<br>Ant 0 | Wi-Fi 2.4G<br>Ant 1 | Top               | 0.002                              | 0.003                              | 0.005                | NO             |
| Wi-Fi 2.4G<br>Ant 0 | Wi-Fi 2.4G<br>Ant 1 | Bottom            | 0.372                              | 0.072                              | 0.444                | NO             |
| Wi-Fi 5G<br>Ant 0   | Wi-Fi 5G<br>Ant 1   | Front             | 1.603                              | 1.843                              | 3.446                | NO             |
| Wi-Fi 5G<br>Ant 0   | Wi-Fi 5G<br>Ant 1   | Back              | 0.155                              | 0.167                              | 0.322                | NO             |
| Wi-Fi 5G<br>Ant 0   | Wi-Fi 5G<br>Ant 1   | Left              | 0.001                              | 0.001                              | 0.002                | NO             |



Unless otherwise agreed in writing, this document is issued by the Company subject to its General Conditions of Service printed overleaf, available on request or accessible at <https://www.sgs.com/en/Terms-and-Conditions>. Attention is drawn to the limitation of liability, indemnification and jurisdiction issues defined therein. Any holder of this document is advised that information contained hereon reflects the Company's findings at the time of its intervention only and within the limits of Client's instructions, if any. The Company's sole responsibility is to its Client and this document does not exonerate parties to a transaction from exercising all their rights and obligations under the transaction documents. This document cannot be reproduced except in full, without prior written approval of the Company. Any unauthorized alteration, forgery or falsification of the content or appearance of this document is unlawful and offenders may be prosecuted to the fullest extent of the law. Unless otherwise stated the results shown in this test report refer only to the sample(s) tested and such sample(s) are retained for 30 days only.

**Attention: To check the authenticity of testing / inspection report & certificate, please contact us at telephone: (86-755) 8307 1443, or email: [CN.Doccheck@sgs.com](mailto:CN.Doccheck@sgs.com)**

No.10 Weiye Road, Development Zone, Kunshan, Jiangsu, China 215300 t(86-512) 5735 5888 f(86-512) 57370818 www.sgs.com.cn  
 中国·江苏·昆山开发区伟业路10号 邮编: 215300 t(86-512) 57355888 f(86-512) 57370818 sgs.china@sgs.com



## Compliance Certification Services (Kunshan) Inc.

Report No.: KSCR230400065601

Page: 62 of 85

|                   |                   |        |       |       |       |    |
|-------------------|-------------------|--------|-------|-------|-------|----|
| Wi-Fi 5G<br>Ant 0 | Wi-Fi 5G<br>Ant 1 | Right  | 0.810 | 0.978 | 1.788 | NO |
| Wi-Fi 5G<br>Ant 0 | Wi-Fi 5G<br>Ant 1 | Top    | 0.006 | 0.006 | 0.012 | NO |
| Wi-Fi 5G<br>Ant 0 | Wi-Fi 5G<br>Ant 1 | Bottom | 0.224 | 0.215 | 0.439 | NO |

| WLAN Band           | SDR Band        | Exposure position | ①<br>MAX.<br>SDR<br>SAR<br>(W/kg) | ②<br>MAX.<br>WLAN<br>SAR<br>(W/kg) | Summed<br>SAR<br>①+② | Volume<br>scan |
|---------------------|-----------------|-------------------|-----------------------------------|------------------------------------|----------------------|----------------|
| Wi-Fi 2.4G<br>Ant 0 | SDR 5G<br>Ant 0 | Front             | 0.353                             | 0.552                              | 0.905                | NO             |
| Wi-Fi 2.4G<br>Ant 0 | SDR 5G<br>Ant 0 | Back              | 0.085                             | 0.384                              | 0.469                | NO             |
| Wi-Fi 2.4G<br>Ant 0 | SDR 5G<br>Ant 0 | Left              | 0.002                             | 0.120                              | 0.122                | NO             |
| Wi-Fi 2.4G<br>Ant 0 | SDR 5G<br>Ant 0 | Right             | 0.034                             | 0.050                              | 0.084                | NO             |
| Wi-Fi 2.4G<br>Ant 0 | SDR 5G<br>Ant 0 | Top               | 0.002                             | 0.000                              | 0.002                | NO             |
| Wi-Fi 2.4G<br>Ant 0 | SDR 5G<br>Ant 0 | Bottom            | 0.372                             | 0.015                              | 0.387                | NO             |
| Wi-Fi 2.4G<br>Ant 0 | SDR 5G<br>Ant 1 | Front             | 0.353                             | 0.575                              | 0.928                | NO             |
| Wi-Fi 2.4G<br>Ant 0 | SDR 5G<br>Ant 1 | Back              | 0.085                             | 0.521                              | 0.606                | NO             |
| Wi-Fi 2.4G<br>Ant 0 | SDR 5G<br>Ant 1 | Left              | 0.002                             | 0.017                              | 0.019                | NO             |
| Wi-Fi 2.4G<br>Ant 0 | SDR 5G<br>Ant 1 | Right             | 0.034                             | 0.055                              | 0.089                | NO             |
| Wi-Fi 2.4G<br>Ant 0 | SDR 5G<br>Ant 1 | Top               | 0.002                             | 0.811                              | 0.813                | NO             |
| Wi-Fi 2.4G<br>Ant 0 | SDR 5G<br>Ant 1 | Bottom            | 0.372                             | 0.020                              | 0.392                | NO             |
| Wi-Fi 2.4G<br>Ant 0 | SDR 5G<br>Ant 2 | Front             | 0.353                             | 0.498                              | 0.851                | NO             |
| Wi-Fi 2.4G<br>Ant 0 | SDR 5G<br>Ant 2 | Back              | 0.085                             | 0.033                              | 0.118                | NO             |
| Wi-Fi 2.4G<br>Ant 0 | SDR 5G<br>Ant 2 | Left              | 0.002                             | 0.053                              | 0.055                | NO             |



Unless otherwise agreed in writing, this document is issued by the Company subject to its General Conditions of Service printed overleaf, available on request or accessible at <https://www.sgs.com/en/Terms-and-Conditions>. Attention is drawn to the limitation of liability, indemnification and jurisdiction issues defined therein. Any holder of this document is advised that information contained hereon reflects the Company's findings at the time of its intervention only and within the limits of Client's instructions, if any. The Company's sole responsibility is to its Client and this document does not exonerate parties to a transaction from exercising all their rights and obligations under the transaction documents. This document cannot be reproduced except in full, without prior written approval of the Company. Any unauthorized alteration, forgery or falsification of the content or appearance of this document is unlawful and offenders may be prosecuted to the fullest extent of the law. Unless otherwise stated the results shown in this test report refer only to the sample(s) tested and such sample(s) are retained for 30 days only.

Attention: To check the authenticity of testing / inspection report & certificate, please contact us at telephone: (86-755) 8307 1443, or email: [CN.Doccheck@sgs.com](mailto:CN.Doccheck@sgs.com)

No.10 Weiye Road, Development Zone, Kunshan, Jiangsu, China 215300 t(86-512) 5735 5888 f(86-512) 57370818 www.sgs.com.cn  
中国·江苏·昆山开发区伟业路10号 邮编: 215300 t(86-512) 57355888 f(86-512) 57370818 sgs.china@sgs.com



## Compliance Certification Services (Kunshan) Inc.

Report No.: KSCR230400065601

Page: 63 of 85

|                     |                 |        |       |       |       |    |
|---------------------|-----------------|--------|-------|-------|-------|----|
| Wi-Fi 2.4G<br>Ant 0 | SDR 5G<br>Ant 2 | Right  | 0.034 | 0.011 | 0.045 | NO |
| Wi-Fi 2.4G<br>Ant 0 | SDR 5G<br>Ant 2 | Top    | 0.002 | 0.776 | 0.778 | NO |
| Wi-Fi 2.4G<br>Ant 0 | SDR 5G<br>Ant 2 | Bottom | 0.372 | 0.000 | 0.372 | NO |
| Wi-Fi 2.4G<br>Ant 0 | SDR 5G<br>Ant 3 | Front  | 0.353 | 0.172 | 0.525 | NO |
| Wi-Fi 2.4G<br>Ant 0 | SDR 5G<br>Ant 3 | Back   | 0.085 | 2.513 | 2.598 | NO |
| Wi-Fi 2.4G<br>Ant 0 | SDR 5G<br>Ant 3 | Left   | 0.002 | 0.012 | 0.014 | NO |
| Wi-Fi 2.4G<br>Ant 0 | SDR 5G<br>Ant 3 | Right  | 0.034 | 0.046 | 0.080 | NO |
| Wi-Fi 2.4G<br>Ant 0 | SDR 5G<br>Ant 3 | Top    | 0.002 | 0.000 | 0.002 | NO |
| Wi-Fi 2.4G<br>Ant 0 | SDR 5G<br>Ant 3 | Bottom | 0.372 | 0.018 | 0.390 | NO |
| Wi-Fi 2.4G<br>Ant 1 | SDR 5G<br>Ant 0 | Front  | 0.221 | 0.552 | 0.773 | NO |
| Wi-Fi 2.4G<br>Ant 1 | SDR 5G<br>Ant 0 | Back   | 0.046 | 0.384 | 0.430 | NO |
| Wi-Fi 2.4G<br>Ant 1 | SDR 5G<br>Ant 0 | Left   | 0.001 | 0.120 | 0.121 | NO |
| Wi-Fi 2.4G<br>Ant 1 | SDR 5G<br>Ant 0 | Right  | 0.027 | 0.050 | 0.077 | NO |
| Wi-Fi 2.4G<br>Ant 1 | SDR 5G<br>Ant 0 | Top    | 0.003 | 0.000 | 0.003 | NO |
| Wi-Fi 2.4G<br>Ant 1 | SDR 5G<br>Ant 0 | Bottom | 0.072 | 0.015 | 0.087 | NO |
| Wi-Fi 2.4G<br>Ant 1 | SDR 5G<br>Ant 1 | Front  | 0.221 | 0.575 | 0.796 | NO |
| Wi-Fi 2.4G<br>Ant 1 | SDR 5G<br>Ant 1 | Back   | 0.046 | 0.521 | 0.567 | NO |
| Wi-Fi 2.4G<br>Ant 1 | SDR 5G<br>Ant 1 | Left   | 0.001 | 0.017 | 0.018 | NO |
| Wi-Fi 2.4G<br>Ant 1 | SDR 5G<br>Ant 1 | Right  | 0.027 | 0.055 | 0.082 | NO |
| Wi-Fi 2.4G<br>Ant 1 | SDR 5G<br>Ant 1 | Top    | 0.003 | 0.811 | 0.814 | NO |
| Wi-Fi 2.4G<br>Ant 1 | SDR 5G<br>Ant 1 | Bottom | 0.072 | 0.020 | 0.092 | NO |



Unless otherwise agreed in writing, this document is issued by the Company subject to its General Conditions of Service printed overleaf, available on request or accessible at <https://www.sgs.com/en/Terms-and-Conditions>. Attention is drawn to the limitation of liability, indemnification and jurisdiction issues defined therein. Any holder of this document is advised that information contained hereon reflects the Company's findings at the time of its intervention only and within the limits of Client's instructions, if any. The Company's sole responsibility is to its Client and this document does not exonerate parties to a transaction from exercising all their rights and obligations under the transaction documents. This document cannot be reproduced except in full, without prior written approval of the Company. Any unauthorized alteration, forgery or falsification of the content or appearance of this document is unlawful and offenders may be prosecuted to the fullest extent of the law. Unless otherwise stated the results shown in this test report refer only to the sample(s) tested and such sample(s) are retained for 30 days only.

Attention: To check the authenticity of testing /inspection report & certificate, please contact us at telephone: (86-755) 8307 1443, or email: [CN.Doccheck@sgs.com](mailto:CN.Doccheck@sgs.com)

No.10 Weiye Road, Development Zone, Kunshan, Jiangsu, China 215300 t(86-512) 5735 5888 f(86-512) 57370818 www.sgs.com.cn  
中国·江苏·昆山开发区伟业路10号 邮编: 215300 t(86-512) 57355888 f(86-512) 57370818 sgs.china@sgs.com



## Compliance Certification Services (Kunshan) Inc.

Report No.: KSCR230400065601

Page: 64 of 85

|                     |                 |        |       |       |       |    |
|---------------------|-----------------|--------|-------|-------|-------|----|
| Wi-Fi 2.4G<br>Ant 1 | SDR 5G<br>Ant 2 | Front  | 0.221 | 0.498 | 0.719 | NO |
| Wi-Fi 2.4G<br>Ant 1 | SDR 5G<br>Ant 2 | Back   | 0.046 | 0.033 | 0.079 | NO |
| Wi-Fi 2.4G<br>Ant 1 | SDR 5G<br>Ant 2 | Left   | 0.001 | 0.053 | 0.054 | NO |
| Wi-Fi 2.4G<br>Ant 1 | SDR 5G<br>Ant 2 | Right  | 0.027 | 0.011 | 0.038 | NO |
| Wi-Fi 2.4G<br>Ant 1 | SDR 5G<br>Ant 2 | Top    | 0.003 | 0.776 | 0.779 | NO |
| Wi-Fi 2.4G<br>Ant 1 | SDR 5G<br>Ant 2 | Bottom | 0.072 | 0.000 | 0.072 | NO |
| Wi-Fi 2.4G<br>Ant 1 | SDR 5G<br>Ant 3 | Front  | 0.221 | 0.172 | 0.393 | NO |
| Wi-Fi 2.4G<br>Ant 1 | SDR 5G<br>Ant 3 | Back   | 0.046 | 2.513 | 2.559 | NO |
| Wi-Fi 2.4G<br>Ant 1 | SDR 5G<br>Ant 3 | Left   | 0.001 | 0.012 | 0.013 | NO |
| Wi-Fi 2.4G<br>Ant 1 | SDR 5G<br>Ant 3 | Right  | 0.027 | 0.046 | 0.073 | NO |
| Wi-Fi 2.4G<br>Ant 1 | SDR 5G<br>Ant 3 | Top    | 0.003 | 0.000 | 0.003 | NO |
| Wi-Fi 2.4G<br>Ant 1 | SDR 5G<br>Ant 3 | Bottom | 0.072 | 0.018 | 0.090 | NO |

| SDR Band          | WLAN Band         | Exposure position | ①<br>MAX.<br>SDR<br>SAR<br>(W/kg) | ②<br>MAX.<br>WLAN<br>SAR<br>(W/kg) | Summed<br>SAR<br>①+② | Volume<br>scan |
|-------------------|-------------------|-------------------|-----------------------------------|------------------------------------|----------------------|----------------|
| Wi-Fi 5G<br>Ant 0 | SDR 2.4G<br>Ant 0 | Front             | 1.603                             | 0.571                              | 2.174                | NO             |
| Wi-Fi 5G<br>Ant 0 | SDR 2.4G<br>Ant 0 | Back              | 0.155                             | 0.802                              | 0.957                | NO             |
| Wi-Fi 5G<br>Ant 0 | SDR 2.4G<br>Ant 0 | Left              | 0.001                             | 0.081                              | 0.082                | NO             |
| Wi-Fi 5G<br>Ant 0 | SDR 2.4G<br>Ant 0 | Right             | 0.81                              | 0.014                              | 0.824                | NO             |
| Wi-Fi 5G<br>Ant 0 | SDR 2.4G<br>Ant 0 | Top               | 0.006                             | 0.000                              | 0.006                | NO             |
| Wi-Fi 5G<br>Ant 0 | SDR 2.4G<br>Ant 0 | Bottom            | 0.224                             | 0.007                              | 0.231                | NO             |



Unless otherwise agreed in writing, this document is issued by the Company subject to its General Conditions of Service printed overleaf, available on request or accessible at <https://www.sgs.com/en/Terms-and-Conditions>. Attention is drawn to the limitation of liability, indemnification and jurisdiction issues defined therein. Any holder of this document is advised that information contained hereon reflects the Company's findings at the time of its intervention only and within the limits of Client's instructions, if any. The Company's sole responsibility is to its Client and this document does not exonerate parties to a transaction from exercising all their rights and obligations under the transaction documents. This document cannot be reproduced except in full, without prior written approval of the Company. Any unauthorized alteration, forgery or falsification of the content or appearance of this document is unlawful and offenders may be prosecuted to the fullest extent of the law. Unless otherwise stated the results shown in this test report refer only to the sample(s) tested and such sample(s) are retained for 30 days only.

Attention: To check the authenticity of testing / inspection report & certificate, please contact us at telephone: (86-755) 8307 1443, or email: [CN.Doccheck@sgs.com](mailto:CN.Doccheck@sgs.com)

No.10 Weiye Road, Development Zone, Kunshan, Jiangsu, China 215300 t(86-512) 5735 5888 f(86-512) 57370818 www.sgs.com.cn  
中国·江苏·昆山开发区伟业路10号 邮编: 215300 t(86-512) 57355888 f(86-512) 57370818 sgs.china@sgs.com



## Compliance Certification Services (Kunshan) Inc.

Report No.: KSCR230400065601

Page: 65 of 85

|                   |                   |        |       |       |       |    |
|-------------------|-------------------|--------|-------|-------|-------|----|
| Wi-Fi 5G<br>Ant 0 | SDR 2.4G<br>Ant 1 | Front  | 1.603 | 0.298 | 1.901 | NO |
| Wi-Fi 5G<br>Ant 0 | SDR 2.4G<br>Ant 1 | Back   | 0.155 | 0.089 | 0.244 | NO |
| Wi-Fi 5G<br>Ant 0 | SDR 2.4G<br>Ant 1 | Left   | 0.001 | 0.006 | 0.007 | NO |
| Wi-Fi 5G<br>Ant 0 | SDR 2.4G<br>Ant 1 | Right  | 0.81  | 0.011 | 0.821 | NO |
| Wi-Fi 5G<br>Ant 0 | SDR 2.4G<br>Ant 1 | Top    | 0.006 | 0.606 | 0.612 | NO |
| Wi-Fi 5G<br>Ant 0 | SDR 2.4G<br>Ant 1 | Bottom | 0.224 | 0.008 | 0.232 | NO |
| Wi-Fi 5G<br>Ant 0 | SDR 2.4G<br>Ant 2 | Front  | 1.603 | 0.043 | 1.646 | NO |
| Wi-Fi 5G<br>Ant 0 | SDR 2.4G<br>Ant 2 | Back   | 0.155 | 1.009 | 1.164 | NO |
| Wi-Fi 5G<br>Ant 0 | SDR 2.4G<br>Ant 2 | Left   | 0.001 | 0.007 | 0.008 | NO |
| Wi-Fi 5G<br>Ant 0 | SDR 2.4G<br>Ant 2 | Right  | 0.81  | 0.006 | 0.816 | NO |
| Wi-Fi 5G<br>Ant 0 | SDR 2.4G<br>Ant 2 | Top    | 0.006 | 0.120 | 0.126 | NO |
| Wi-Fi 5G<br>Ant 0 | SDR 2.4G<br>Ant 2 | Bottom | 0.224 | 0.003 | 0.227 | NO |
| Wi-Fi 5G<br>Ant 0 | SDR 2.4G<br>Ant 3 | Front  | 1.603 | 0.049 | 1.652 | NO |
| Wi-Fi 5G<br>Ant 0 | SDR 2.4G<br>Ant 3 | Back   | 0.155 | 1.604 | 1.759 | NO |
| Wi-Fi 5G<br>Ant 0 | SDR 2.4G<br>Ant 3 | Left   | 0.001 | 0.005 | 0.006 | NO |
| Wi-Fi 5G<br>Ant 0 | SDR 2.4G<br>Ant 3 | Right  | 0.81  | 0.031 | 0.841 | NO |
| Wi-Fi 5G<br>Ant 0 | SDR 2.4G<br>Ant 3 | Top    | 0.006 | 0.000 | 0.006 | NO |
| Wi-Fi 5G<br>Ant 0 | SDR 2.4G<br>Ant 3 | Bottom | 0.224 | 0.004 | 0.228 | NO |
| Wi-Fi 5G<br>Ant 1 | SDR 2.4G<br>Ant 0 | Front  | 1.843 | 0.571 | 2.414 | NO |
| Wi-Fi 5G<br>Ant 1 | SDR 2.4G<br>Ant 0 | Back   | 0.167 | 0.802 | 0.969 | NO |
| Wi-Fi 5G<br>Ant 1 | SDR 2.4G<br>Ant 0 | Left   | 0.001 | 0.081 | 0.082 | NO |



Unless otherwise agreed in writing, this document is issued by the Company subject to its General Conditions of Service printed overleaf, available on request or accessible at <https://www.sgs.com/en/Terms-and-Conditions>. Attention is drawn to the limitation of liability, indemnification and jurisdiction issues defined therein. Any holder of this document is advised that information contained hereon reflects the Company's findings at the time of its intervention only and within the limits of Client's instructions, if any. The Company's sole responsibility is to its Client and this document does not exonerate parties to a transaction from exercising all their rights and obligations under the transaction documents. This document cannot be reproduced except in full, without prior written approval of the Company. Any unauthorized alteration, forgery or falsification of the content or appearance of this document is unlawful and offenders may be prosecuted to the fullest extent of the law. Unless otherwise stated the results shown in this test report refer only to the sample(s) tested and such sample(s) are retained for 30 days only.

Attention: To check the authenticity of testing / inspection report & certificate, please contact us at telephone: (86-755) 8307 1443, or email: [CN.Doccheck@sgs.com](mailto:CN.Doccheck@sgs.com)

No. 10 Weiye Road, Development Zone, Kunshan, Jiangsu, China 215300 t(86-512) 5735 5888 f(86-512) 57370818 www.sgs.com.cn  
中国·江苏·昆山开发区伟业路10号 邮编: 215300 t(86-512) 57355888 f(86-512) 57370818 sgs.china@sgs.com



## Compliance Certification Services (Kunshan) Inc.

Report No.: KSCR230400065601

Page: 66 of 85

|                   |                   |        |       |       |       |    |
|-------------------|-------------------|--------|-------|-------|-------|----|
| Wi-Fi 5G<br>Ant 1 | SDR 2.4G<br>Ant 0 | Right  | 0.978 | 0.014 | 0.992 | NO |
| Wi-Fi 5G<br>Ant 1 | SDR 2.4G<br>Ant 0 | Top    | 0.006 | 0.000 | 0.006 | NO |
| Wi-Fi 5G<br>Ant 1 | SDR 2.4G<br>Ant 0 | Bottom | 0.215 | 0.007 | 0.222 | NO |
| Wi-Fi 5G<br>Ant 1 | SDR 2.4G<br>Ant 1 | Front  | 1.843 | 0.298 | 2.141 | NO |
| Wi-Fi 5G<br>Ant 1 | SDR 2.4G<br>Ant 1 | Back   | 0.167 | 0.089 | 0.256 | NO |
| Wi-Fi 5G<br>Ant 1 | SDR 2.4G<br>Ant 1 | Left   | 0.001 | 0.006 | 0.007 | NO |
| Wi-Fi 5G<br>Ant 1 | SDR 2.4G<br>Ant 1 | Right  | 0.978 | 0.011 | 0.989 | NO |
| Wi-Fi 5G<br>Ant 1 | SDR 2.4G<br>Ant 1 | Top    | 0.006 | 0.606 | 0.612 | NO |
| Wi-Fi 5G<br>Ant 1 | SDR 2.4G<br>Ant 1 | Bottom | 0.215 | 0.008 | 0.223 | NO |
| Wi-Fi 5G<br>Ant 1 | SDR 2.4G<br>Ant 2 | Front  | 1.843 | 0.043 | 1.886 | NO |
| Wi-Fi 5G<br>Ant 1 | SDR 2.4G<br>Ant 2 | Back   | 0.167 | 1.009 | 1.176 | NO |
| Wi-Fi 5G<br>Ant 1 | SDR 2.4G<br>Ant 2 | Left   | 0.001 | 0.007 | 0.008 | NO |
| Wi-Fi 5G<br>Ant 1 | SDR 2.4G<br>Ant 2 | Right  | 0.978 | 0.006 | 0.984 | NO |
| Wi-Fi 5G<br>Ant 1 | SDR 2.4G<br>Ant 2 | Top    | 0.006 | 0.120 | 0.126 | NO |
| Wi-Fi 5G<br>Ant 1 | SDR 2.4G<br>Ant 2 | Bottom | 0.215 | 0.003 | 0.218 | NO |
| Wi-Fi 5G<br>Ant 1 | SDR 2.4G<br>Ant 3 | Front  | 1.843 | 0.049 | 1.892 | NO |
| Wi-Fi 5G<br>Ant 1 | SDR 2.4G<br>Ant 3 | Back   | 0.167 | 1.604 | 1.771 | NO |
| Wi-Fi 5G<br>Ant 1 | SDR 2.4G<br>Ant 3 | Left   | 0.001 | 0.005 | 0.006 | NO |
| Wi-Fi 5G<br>Ant 1 | SDR 2.4G<br>Ant 3 | Right  | 0.978 | 0.031 | 1.009 | NO |
| Wi-Fi 5G<br>Ant 1 | SDR 2.4G<br>Ant 3 | Top    | 0.006 | 0.000 | 0.006 | NO |
| Wi-Fi 5G<br>Ant 1 | SDR 2.4G<br>Ant 3 | Bottom | 0.215 | 0.004 | 0.219 | NO |



Unless otherwise agreed in writing, this document is issued by the Company subject to its General Conditions of Service printed overleaf, available on request or accessible at <https://www.sgs.com/en/Terms-and-Conditions>. Attention is drawn to the limitation of liability, indemnification and jurisdiction issues defined therein. Any holder of this document is advised that information contained hereon reflects the Company's findings at the time of its intervention only and within the limits of Client's instructions, if any. The Company's sole responsibility is to its Client and this document does not exonerate parties to a transaction from exercising all their rights and obligations under the transaction documents. This document cannot be reproduced except in full, without prior written approval of the Company. Any unauthorized alteration, forgery or falsification of the content or appearance of this document is unlawful and offenders may be prosecuted to the fullest extent of the law. Unless otherwise stated the results shown in this test report refer only to the sample(s) tested and such sample(s) are retained for 30 days only.

Attention: To check the authenticity of testing / inspection report & certificate, please contact us at telephone: (86-755) 8307 1443, or email: [CN.Doccheck@sgs.com](mailto:CN.Doccheck@sgs.com)

No. 10 Weiye Road, Development Zone, Kunshan, Jiangsu, China 215300 t(86-512) 5735 5888 f(86-512) 57370818 www.sgs.com.cn  
中国·江苏·昆山开发区伟业路10号 邮编: 215300 t(86-512) 57355888 f(86-512) 57370818 sgs.china@sgs.com



## Compliance Certification Services (Kunshan) Inc.

Report No.: KSCR230400065601

Page: 67 of 85

| SDR Band          | SDR Band          | Exposure position | ①<br>MAX.<br>SDR<br>SAR<br>(W/kg) | ②<br>MAX.<br>WLAN<br>SAR<br>(W/kg) | Summed<br>SAR<br>①+② | Volume<br>scan |
|-------------------|-------------------|-------------------|-----------------------------------|------------------------------------|----------------------|----------------|
| SDR 2.4G<br>Ant 0 | SDR 2.4G<br>Ant 1 | Front             | 0.571                             | 0.298                              | 0.869                | NO             |
| SDR 2.4G<br>Ant 0 | SDR 2.4G<br>Ant 1 | Back              | 0.802                             | 0.089                              | 0.892                | NO             |
| SDR 2.4G<br>Ant 0 | SDR 2.4G<br>Ant 1 | Left              | 0.081                             | 0.006                              | 0.088                | NO             |
| SDR 2.4G<br>Ant 0 | SDR 2.4G<br>Ant 1 | Right             | 0.014                             | 0.011                              | 0.024                | NO             |
| SDR 2.4G<br>Ant 0 | SDR 2.4G<br>Ant 1 | Top               | 0.000                             | 0.606                              | 0.606                | NO             |
| SDR 2.4G<br>Ant 0 | SDR 2.4G<br>Ant 1 | Bottom            | 0.007                             | 0.008                              | 0.015                | NO             |
| SDR 2.4G<br>Ant 0 | SDR 2.4G<br>Ant 3 | Front             | 0.571                             | 0.049                              | 0.619                | NO             |
| SDR 2.4G<br>Ant 0 | SDR 2.4G<br>Ant 3 | Back              | 0.802                             | 1.604                              | 2.407                | NO             |
| SDR 2.4G<br>Ant 0 | SDR 2.4G<br>Ant 3 | Left              | 0.081                             | 0.005                              | 0.086                | NO             |
| SDR 2.4G<br>Ant 0 | SDR 2.4G<br>Ant 3 | Right             | 0.014                             | 0.031                              | 0.045                | NO             |
| SDR 2.4G<br>Ant 0 | SDR 2.4G<br>Ant 3 | Top               | 0.000                             | 0.000                              | 0.000                | NO             |
| SDR 2.4G<br>Ant 0 | SDR 2.4G<br>Ant 3 | Bottom            | 0.007                             | 0.004                              | 0.010                | NO             |
| SDR 2.4G<br>Ant 2 | SDR 2.4G<br>Ant 1 | Front             | 0.043                             | 0.298                              | 0.341                | NO             |
| SDR 2.4G<br>Ant 2 | SDR 2.4G<br>Ant 1 | Back              | 1.009                             | 0.089                              | 1.098                | NO             |
| SDR 2.4G<br>Ant 2 | SDR 2.4G<br>Ant 1 | Left              | 0.007                             | 0.006                              | 0.013                | NO             |
| SDR 2.4G<br>Ant 2 | SDR 2.4G<br>Ant 1 | Right             | 0.006                             | 0.011                              | 0.016                | NO             |
| SDR 2.4G<br>Ant 2 | SDR 2.4G<br>Ant 1 | Top               | 0.120                             | 0.606                              | 0.726                | NO             |
| SDR 2.4G<br>Ant 2 | SDR 2.4G<br>Ant 1 | Bottom            | 0.003                             | 0.008                              | 0.012                | NO             |
| SDR 2.4G<br>Ant 2 | SDR 2.4G<br>Ant 3 | Front             | 0.043                             | 0.049                              | 0.092                | NO             |



Unless otherwise agreed in writing, this document is issued by the Company subject to its General Conditions of Service printed overleaf, available on request or accessible at <https://www.sgs.com/en/Terms-and-Conditions>. Attention is drawn to the limitation of liability, indemnification and jurisdiction issues defined therein. Any holder of this document is advised that information contained hereon reflects the Company's findings at the time of its intervention only and within the limits of Client's instructions, if any. The Company's sole responsibility is to its Client and this document does not exonerate parties to a transaction from exercising all their rights and obligations under the transaction documents. This document cannot be reproduced except in full, without prior written approval of the Company. Any unauthorized alteration, forgery or falsification of the content or appearance of this document is unlawful and offenders may be prosecuted to the fullest extent of the law. Unless otherwise stated the results shown in this test report refer only to the sample(s) tested and such sample(s) are retained for 30 days only.

Attention: To check the authenticity of testing / inspection report & certificate, please contact us at telephone: (86-755) 8307 1443, or email: [CN.Doccheck@sgs.com](mailto:CN.Doccheck@sgs.com)

No.10 Weiye Road, Development Zone, Kunshan, Jiangsu, China 215300 t(86-512) 5735 5888 f(86-512) 57370818 www.sgs.com.cn  
中国·江苏·昆山开发区伟业路10号 邮编: 215300 t(86-512) 57355888 f(86-512) 57370818 sgs.china@sgs.com



## Compliance Certification Services (Kunshan) Inc.

Report No.: KSCR230400065601

Page: 68 of 85

|                   |                   |        |       |       |       |    |
|-------------------|-------------------|--------|-------|-------|-------|----|
| SDR 2.4G<br>Ant 2 | SDR 2.4G<br>Ant 3 | Back   | 1.009 | 1.604 | 2.613 | NO |
| SDR 2.4G<br>Ant 2 | SDR 2.4G<br>Ant 3 | Left   | 0.007 | 0.005 | 0.012 | NO |
| SDR 2.4G<br>Ant 2 | SDR 2.4G<br>Ant 3 | Right  | 0.006 | 0.031 | 0.037 | NO |
| SDR 2.4G<br>Ant 2 | SDR 2.4G<br>Ant 3 | Top    | 0.120 | 0.000 | 0.120 | NO |
| SDR 2.4G<br>Ant 2 | SDR 2.4G<br>Ant 3 | Bottom | 0.003 | 0.004 | 0.007 | NO |
| SDR 5G<br>Ant 0   | SDR 5G<br>Ant 1   | Front  | 0.552 | 0.575 | 1.127 | NO |
| SDR 5G<br>Ant 0   | SDR 5G<br>Ant 1   | Back   | 0.384 | 0.521 | 0.905 | NO |
| SDR 5G<br>Ant 0   | SDR 5G<br>Ant 1   | Left   | 0.120 | 0.017 | 0.137 | NO |
| SDR 5G<br>Ant 0   | SDR 5G<br>Ant 1   | Right  | 0.050 | 0.055 | 0.105 | NO |
| SDR 5G<br>Ant 0   | SDR 5G<br>Ant 1   | Top    | 0.000 | 0.811 | 0.811 | NO |
| SDR 5G<br>Ant 0   | SDR 5G<br>Ant 1   | Bottom | 0.015 | 0.020 | 0.035 | NO |
| SDR 5G<br>Ant 0   | SDR 5G<br>Ant 3   | Front  | 0.552 | 0.172 | 0.724 | NO |
| SDR 5G<br>Ant 0   | SDR 5G<br>Ant 3   | Back   | 0.384 | 2.513 | 2.897 | NO |
| SDR 5G<br>Ant 0   | SDR 5G<br>Ant 3   | Left   | 0.120 | 0.012 | 0.132 | NO |
| SDR 5G<br>Ant 0   | SDR 5G<br>Ant 3   | Right  | 0.050 | 0.046 | 0.095 | NO |
| SDR 5G<br>Ant 0   | SDR 5G<br>Ant 3   | Top    | 0.000 | 0.000 | 0.000 | NO |
| SDR 5G<br>Ant 0   | SDR 5G<br>Ant 3   | Bottom | 0.015 | 0.018 | 0.032 | NO |
| SDR 5G<br>Ant 2   | SDR 5G<br>Ant 1   | Front  | 0.498 | 0.575 | 1.073 | NO |
| SDR 5G<br>Ant 2   | SDR 5G<br>Ant 1   | Back   | 0.033 | 0.521 | 0.554 | NO |
| SDR 5G<br>Ant 2   | SDR 5G<br>Ant 1   | Left   | 0.053 | 0.017 | 0.071 | NO |
| SDR 5G<br>Ant 2   | SDR 5G<br>Ant 1   | Right  | 0.011 | 0.055 | 0.066 | NO |



Unless otherwise agreed in writing, this document is issued by the Company subject to its General Conditions of Service printed overleaf, available on request or accessible at <https://www.sgs.com/en/Terms-and-Conditions>. Attention is drawn to the limitation of liability, indemnification and jurisdiction issues defined therein. Any holder of this document is advised that information contained hereon reflects the Company's findings at the time of its intervention only and within the limits of Client's instructions, if any. The Company's sole responsibility is to its Client and this document does not exonerate parties to a transaction from exercising all their rights and obligations under the transaction documents. This document cannot be reproduced except in full, without prior written approval of the Company. Any unauthorized alteration, forgery or falsification of the content or appearance of this document is unlawful and offenders may be prosecuted to the fullest extent of the law. Unless otherwise stated the results shown in this test report refer only to the sample(s) tested and such sample(s) are retained for 30 days only.

Attention: To check the authenticity of testing/inspection report & certificate, please contact us at telephone: (86-755) 8307 1443, or email: [CN.Doccheck@sgs.com](mailto:CN.Doccheck@sgs.com)

No.10 Weiye Road, Development Zone, Kunshan, Jiangsu, China 215300 t(86-512) 5735 5888 f(86-512) 57370818 www.sgs.com.cn  
中国·江苏·昆山开发区伟业路10号 邮编: 215300 t(86-512) 57355888 f(86-512) 57370818 sgs.china@sgs.com





## Compliance Certification Services (Kunshan) Inc.

Report No.: KSCR230400065601

Page: 69 of 85

|                 |                 |        |       |       |       |    |
|-----------------|-----------------|--------|-------|-------|-------|----|
| SDR 5G<br>Ant 2 | SDR 5G<br>Ant 1 | Top    | 0.776 | 0.811 | 1.587 | NO |
| SDR 5G<br>Ant 2 | SDR 5G<br>Ant 1 | Bottom | 0.000 | 0.020 | 0.020 | NO |
| SDR 5G<br>Ant 2 | SDR 5G<br>Ant 3 | Front  | 0.498 | 0.172 | 0.670 | NO |
| SDR 5G<br>Ant 2 | SDR 5G<br>Ant 3 | Back   | 0.033 | 2.513 | 2.546 | NO |
| SDR 5G<br>Ant 2 | SDR 5G<br>Ant 3 | Left   | 0.053 | 0.012 | 0.065 | NO |
| SDR 5G<br>Ant 2 | SDR 5G<br>Ant 3 | Right  | 0.011 | 0.046 | 0.057 | NO |
| SDR 5G<br>Ant 2 | SDR 5G<br>Ant 3 | Top    | 0.776 | 0.000 | 0.776 | NO |
| SDR 5G<br>Ant 2 | SDR 5G<br>Ant 3 | Bottom | 0.000 | 0.018 | 0.018 | NO |

| SDR Band        | BT Band | Exposure position | ①<br>MAX.<br>SDR<br>SAR<br>(W/kg) | ②<br>MAX.<br>BT<br>SAR<br>(W/kg) | Summed<br>SAR<br>①+② | Volume<br>scan |
|-----------------|---------|-------------------|-----------------------------------|----------------------------------|----------------------|----------------|
| SDR 5G<br>Ant 0 | BT      | Front             | 0.552                             | 0.021                            | 0.573                | NO             |
| SDR 5G<br>Ant 0 | BT      | Back              | 0.384                             | 0.005                            | 0.389                | NO             |
| SDR 5G<br>Ant 0 | BT      | Left              | 0.120                             | 0.003                            | 0.123                | NO             |
| SDR 5G<br>Ant 0 | BT      | Right             | 0.050                             | 0.003                            | 0.053                | NO             |
| SDR 5G<br>Ant 0 | BT      | Top               | 0.000                             | 0.003                            | 0.003                | NO             |
| SDR 5G<br>Ant 0 | BT      | Bottom            | 0.015                             | 0.005                            | 0.020                | NO             |
| SDR 5G<br>Ant 1 | BT      | Front             | 0.575                             | 0.021                            | 0.596                | NO             |
| SDR 5G<br>Ant 1 | BT      | Back              | 0.521                             | 0.005                            | 0.526                | NO             |
| SDR 5G<br>Ant 1 | BT      | Left              | 0.017                             | 0.003                            | 0.020                | NO             |
| SDR 5G<br>Ant 1 | BT      | Right             | 0.055                             | 0.003                            | 0.058                | NO             |



Unless otherwise agreed in writing, this document is issued by the Company subject to its General Conditions of Service printed overleaf, available on request or accessible at <https://www.sgs.com/en/Terms-and-Conditions>. Attention is drawn to the limitation of liability, indemnification and jurisdiction issues defined therein. Any holder of this document is advised that information contained hereon reflects the Company's findings at the time of its intervention only and within the limits of Client's instructions, if any. The Company's sole responsibility is to its Client and this document does not exonerate parties to a transaction from exercising all their rights and obligations under the transaction documents. This document cannot be reproduced except in full, without prior written approval of the Company. Any unauthorized alteration, forgery or falsification of the content or appearance of this document is unlawful and offenders may be prosecuted to the fullest extent of the law. Unless otherwise stated the results shown in this test report refer only to the sample(s) tested and such sample(s) are retained for 30 days only.

Attention: To check the authenticity of testing / inspection report & certificate, please contact us at telephone: (86-755) 8307 1443, or email: [CN.Doccheck@sgs.com](mailto:CN.Doccheck@sgs.com)

No.10 Weiye Road, Development Zone, Kunshan, Jiangsu, China 215300 t(86-512) 5735 5888 f(86-512) 57370818 www.sgs.com.cn  
中国·江苏·昆山开发区伟业路10号 邮编: 215300 t(86-512) 57355888 f(86-512) 57370818 sgs.china@sgs.com

## Compliance Certification Services (Kunshan) Inc.

Report No.: KSCR230400065601

Page: 70 of 85

|                 |    |        |       |       |       |    |
|-----------------|----|--------|-------|-------|-------|----|
| SDR 5G<br>Ant 1 | BT | Top    | 0.811 | 0.003 | 0.814 | NO |
| SDR 5G<br>Ant 1 | BT | Bottom | 0.020 | 0.005 | 0.025 | NO |
| SDR 5G<br>Ant 2 | BT | Front  | 0.498 | 0.021 | 0.519 | NO |
| SDR 5G<br>Ant 2 | BT | Back   | 0.033 | 0.005 | 0.038 | NO |
| SDR 5G<br>Ant 2 | BT | Left   | 0.053 | 0.003 | 0.056 | NO |
| SDR 5G<br>Ant 2 | BT | Right  | 0.011 | 0.003 | 0.014 | NO |
| SDR 5G<br>Ant 2 | BT | Top    | 0.776 | 0.003 | 0.779 | NO |
| SDR 5G<br>Ant 2 | BT | Bottom | 0.000 | 0.005 | 0.005 | NO |
| SDR 5G<br>Ant 3 | BT | Front  | 0.172 | 0.021 | 0.193 | NO |
| SDR 5G<br>Ant 3 | BT | Back   | 2.513 | 0.005 | 2.518 | NO |
| SDR 5G<br>Ant 3 | BT | Left   | 0.012 | 0.003 | 0.015 | NO |
| SDR 5G<br>Ant 3 | BT | Right  | 0.046 | 0.003 | 0.049 | NO |
| SDR 5G<br>Ant 3 | BT | Top    | 0.000 | 0.003 | 0.003 | NO |
| SDR 5G<br>Ant 3 | BT | Bottom | 0.018 | 0.005 | 0.023 | NO |

### Simultaneous Transmission SAR Summation Scenario for Body

| WLAN Band           | WLAN Band           | Exposure position | ①<br>MAX.<br>WLAN<br>SAR<br>(W/kg) | ②<br>MAX.<br>WLAN<br>SAR<br>(W/kg) | Summed<br>SAR<br>①+② | Volume<br>scan |
|---------------------|---------------------|-------------------|------------------------------------|------------------------------------|----------------------|----------------|
| Wi-Fi 2.4G<br>Ant 0 | Wi-Fi 2.4G<br>Ant 1 | Bottom            | 0.809                              | 0.152                              | 0.961                | NO             |
| Wi-Fi 5G<br>Ant 0   | Wi-Fi 5G<br>Ant 1   | Bottom            | 0.641                              | 0.497                              | 1.138                | NO             |



Unless otherwise agreed in writing, this document is issued by the Company subject to its General Conditions of Service printed overleaf, available on request or accessible at <https://www.sgs.com/en/Terms-and-Conditions>. Attention is drawn to the limitation of liability, indemnification and jurisdiction issues defined therein. Any holder of this document is advised that information contained hereon reflects the Company's findings at the time of its intervention only and within the limits of Client's instructions, if any. The Company's sole responsibility is to its Client and this document does not exonerate parties to a transaction from exercising all their rights and obligations under the transaction documents. This document cannot be reproduced except in full, without prior written approval of the Company. Any unauthorized alteration, forgery or falsification of the content or appearance of this document is unlawful and offenders may be prosecuted to the fullest extent of the law. Unless otherwise stated the results shown in this test report refer only to the sample(s) tested and such sample(s) are retained for 30 days only.

Attention: To check the authenticity of testing / inspection report & certificate, please contact us at telephone: (86-755) 8307 1443, or email: [CN.Doccheck@sgs.com](mailto:CN.Doccheck@sgs.com)

No.10 Weiye Road, Development Zone, Kunshan, Jiangsu, China 215300 t(86-512) 5735 5888 f(86-512) 57370818 www.sgsgroup.com.cn  
中国·江苏·昆山开发区伟业路10号 邮编: 215300 t(86-512) 57355888 f(86-512) 57370818 sgs.china@sgs.com

# Compliance Certification Services (Kunshan) Inc.

Report No.: KSCR230400065601

Page: 71 of 85

| WLAN Band           | SDR Band        | Exposure position | ①<br>MAX.<br>SDR<br>SAR<br>(W/kg) | ②<br>MAX.<br>WLAN<br>SAR<br>(W/kg) | Summed<br>SAR<br>①+② | Volume<br>scan |
|---------------------|-----------------|-------------------|-----------------------------------|------------------------------------|----------------------|----------------|
| Wi-Fi 2.4G<br>Ant 0 | SDR 5G<br>Ant 0 | Bottom            | 0.809                             | 0.038                              | 0.847                | NO             |
| Wi-Fi 2.4G<br>Ant 0 | SDR 5G<br>Ant 1 | Bottom            | 0.809                             | 0.064                              | 0.873                | NO             |
| Wi-Fi 2.4G<br>Ant 0 | SDR 5G<br>Ant 2 | Bottom            | 0.809                             | 0.006                              | 0.815                | NO             |
| Wi-Fi 2.4G<br>Ant 0 | SDR 5G<br>Ant 3 | Bottom            | 0.809                             | 0.037                              | 0.846                | NO             |
| Wi-Fi 2.4G<br>Ant 1 | SDR 5G<br>Ant 0 | Bottom            | 0.152                             | 0.038                              | 0.190                | NO             |
| Wi-Fi 2.4G<br>Ant 1 | SDR 5G<br>Ant 1 | Bottom            | 0.152                             | 0.064                              | 0.216                | NO             |
| Wi-Fi 2.4G<br>Ant 1 | SDR 5G<br>Ant 2 | Bottom            | 0.152                             | 0.006                              | 0.158                | NO             |
| Wi-Fi 2.4G<br>Ant 1 | SDR 5G<br>Ant 3 | Bottom            | 0.152                             | 0.037                              | 0.189                | NO             |

| SDR Band          | WLAN Band         | Exposure position | ①<br>MAX.<br>SDR<br>SAR<br>(W/kg) | ②<br>MAX.<br>WLAN<br>SAR<br>(W/kg) | Summed<br>SAR<br>①+② | Volume<br>scan |
|-------------------|-------------------|-------------------|-----------------------------------|------------------------------------|----------------------|----------------|
| Wi-Fi 5G<br>Ant 0 | SDR 2.4G<br>Ant 0 | Bottom            | 0.641                             | 0.014                              | 0.655                | NO             |
| Wi-Fi 5G<br>Ant 0 | SDR 2.4G<br>Ant 1 | Bottom            | 0.641                             | 0.018                              | 0.659                | NO             |
| Wi-Fi 5G<br>Ant 0 | SDR 2.4G<br>Ant 2 | Bottom            | 0.641                             | 0.007                              | 0.648                | NO             |
| Wi-Fi 5G<br>Ant 0 | SDR 2.4G<br>Ant 3 | Bottom            | 0.641                             | 0.006                              | 0.647                | NO             |
| Wi-Fi 5G<br>Ant 1 | SDR 2.4G<br>Ant 0 | Bottom            | 0.497                             | 0.014                              | 0.511                | NO             |
| Wi-Fi 5G<br>Ant 1 | SDR 2.4G<br>Ant 1 | Bottom            | 0.497                             | 0.018                              | 0.515                | NO             |
| Wi-Fi 5G<br>Ant 1 | SDR 2.4G<br>Ant 2 | Bottom            | 0.497                             | 0.007                              | 0.504                | NO             |
| Wi-Fi 5G<br>Ant 1 | SDR 2.4G<br>Ant 3 | Bottom            | 0.497                             | 0.006                              | 0.503                | NO             |



Unless otherwise agreed in writing, this document is issued by the Company subject to its General Conditions of Service printed overleaf, available on request or accessible at <https://www.sgs.com/en/Terms-and-Conditions>. Attention is drawn to the limitation of liability, indemnification and jurisdiction issues defined therein. Any holder of this document is advised that information contained hereon reflects the Company's findings at the time of its intervention only and within the limits of Client's instructions, if any. The Company's sole responsibility is to its Client and this document does not exonerate parties to a transaction from exercising all their rights and obligations under the transaction documents. This document cannot be reproduced except in full, without prior written approval of the Company. Any unauthorized alteration, forgery or falsification of the content or appearance of this document is unlawful and offenders may be prosecuted to the fullest extent of the law. Unless otherwise stated the results shown in this test report refer only to the sample(s) tested and such sample(s) are retained for 30 days only.

Attention: To check the authenticity of testing / inspection report & certificate, please contact us at telephone: (86-755) 8307 1443, or email: [CN.Doccheck@sgs.com](mailto:CN.Doccheck@sgs.com)

No.10 Weiye Road, Development Zone, Kunshan, Jiangsu, China 215300 t(86-512) 5735 5888 f(86-512) 57370818 www.sgs.com.cn  
中国·江苏·昆山开发区伟业路10号 邮编: 215300 t(86-512) 57355888 f(86-512) 57370818 sgs.china@sgs.com



## Compliance Certification Services (Kunshan) Inc.

Report No.: KSCR230400065601

Page: 72 of 85

| SDR Band          | SDR Band          | Exposure position | ①<br>MAX.<br>SDR<br>SAR<br>(W/kg) | ②<br>MAX.<br>WLAN<br>SAR<br>(W/kg) | Summed<br>SAR<br>①+② | Volume<br>scan |
|-------------------|-------------------|-------------------|-----------------------------------|------------------------------------|----------------------|----------------|
| SDR 2.4G<br>Ant 0 | SDR 2.4G<br>Ant 1 | Bottom            | 0.014                             | 0.018                              | 0.032                | NO             |
| SDR 2.4G<br>Ant 0 | SDR 2.4G<br>Ant 3 | Bottom            | 0.014                             | 0.006                              | 0.020                | NO             |
| SDR 2.4G<br>Ant 2 | SDR 2.4G<br>Ant 1 | Bottom            | 0.007                             | 0.018                              | 0.025                | NO             |
| SDR 2.4G<br>Ant 2 | SDR 2.4G<br>Ant 3 | Bottom            | 0.007                             | 0.006                              | 0.013                | NO             |
| SDR 5G<br>Ant 0   | SDR 5G<br>Ant 1   | Bottom            | 0.038                             | 0.064                              | 0.102                | NO             |
| SDR 5G<br>Ant 0   | SDR 5G<br>Ant 3   | Bottom            | 0.038                             | 0.037                              | 0.075                | NO             |
| SDR 5G<br>Ant 2   | SDR 5G<br>Ant 1   | Bottom            | 0.006                             | 0.064                              | 0.070                | NO             |
| SDR 5G<br>Ant 2   | SDR 5G<br>Ant 3   | Bottom            | 0.006                             | 0.037                              | 0.043                | NO             |

| SDR Band        | BT Band | Exposure position | ①<br>MAX.<br>SDR<br>SAR<br>(W/kg) | ②<br>MAX.<br>BT<br>SAR<br>(W/kg) | Summed<br>SAR<br>①+② | Volume<br>scan |
|-----------------|---------|-------------------|-----------------------------------|----------------------------------|----------------------|----------------|
| SDR 5G<br>Ant 0 | BT      | Bottom            | 0.038                             | 0.009                            | 0.047                | NO             |
| SDR 5G<br>Ant 1 | BT      | Bottom            | 0.064                             | 0.009                            | 0.073                | NO             |
| SDR 5G<br>Ant 2 | BT      | Bottom            | 0.006                             | 0.009                            | 0.015                | NO             |
| SDR 5G<br>Ant 3 | BT      | Bottom            | 0.037                             | 0.009                            | 0.046                | NO             |



Unless otherwise agreed in writing, this document is issued by the Company subject to its General Conditions of Service printed overleaf, available on request or accessible at <https://www.sgs.com/en/Terms-and-Conditions>. Attention is drawn to the limitation of liability, indemnification and jurisdiction issues defined therein. Any holder of this document is advised that information contained hereon reflects the Company's findings at the time of its intervention only and within the limits of Client's instructions, if any. The Company's sole responsibility is to its Client and this document does not exonerate parties to a transaction from exercising all their rights and obligations under the transaction documents. This document cannot be reproduced except in full, without prior written approval of the Company. Any unauthorized alteration, forgery or falsification of the content or appearance of this document is unlawful and offenders may be prosecuted to the fullest extent of the law. Unless otherwise stated the results shown in this test report refer only to the sample(s) tested and such sample(s) are retained for 30 days only.

Attention: To check the authenticity of testing / inspection report & certificate, please contact us at telephone: (86-755) 8307 1443, or email: [CN.Doccheck@sgs.com](mailto:CN.Doccheck@sgs.com)

No.10 Weiye Road, Development Zone, Kunshan, Jiangsu, China 215300 t(86-512) 5735 5888 f(86-512) 57370818 www.sgsgroup.com.cn  
中国·江苏·昆山开发区伟业路10号 邮编: 215300 t(86-512) 57355888 f(86-512) 57370818 sgs.china@sgs.com

## 9 Equipment list

|                    |                              |  |               |                 |                  |                         |
|--------------------|------------------------------|--|---------------|-----------------|------------------|-------------------------|
| Test Platform      |                              | SPEAG DASY5 Professional                         |               |                 |                  |                         |
| Location           |                              | Compliance Certification Services (Kunshan) Inc. |               |                 |                  |                         |
| Software Reference |                              | DASY52 52.8.8(1222); SEMCAD X 14.6.10(7331)      |               |                 |                  |                         |
| Hardware Reference |                              |  |               |                 |                  |                         |
| Equipment          |                              | Manufacturer                                     | Model         | Serial Number   | Calibration Date | Due date of calibration |
| ☒                  | P C                          | HP   | Core(rm)3.16G | CZCO48171H      | N/A              | N/A                     |
| ☒                  | Signal Generator             | Agilent  | E5182A        | MY50142015      | 2022/08/22       | 2023/08/21              |
| ☒                  | S-Parameter Network Analyzer | Agilent  | E5071C        | MY46417539      | 2023/03/31       | 2024/03/30              |
| ☒                  | DAK-3.5 probe                | SPEAG  | DAK-3.5       | 1102            | N/A              | N/A                     |
| ☒                  | MXA Signal Analyzer          | Keysight   | N9020A        | MY53420174      | 2022/08/22       | 2023/08/21              |
| ☒                  | DAE                          | SPEAG  | DAE4          | 1245            | 2023/04/25       | 2024/04/24              |
| ☒                  | E-field PROBE                | SPEAG  | EX3DV4        | 7767            | 2022/10/28       | 2023/10/27              |
| ☒                  | Dipole                       | SPEAG  | D2450V2       | 817             | 2022/04/01       | 2025/03/31              |
| ☒                  | Dipole                       | SPEAG  | D5GHzV2       | 1095            | 2022/06/01       | 2025/05/31              |
| ☒                  | Electro Thermometer          | Renke  | RS-WS-N01-6J  | 1032862         | 2023/03/22       | 2024/03/21              |
| ☒                  | Amplifier                    | Mini-circuits                                    | ZVE-8G        | 110405          | N/A              | N/A                     |
| ☒                  | Amplifier                    | Mini-circuits                                    | ZHL-42        | QA1331003       | N/A              | N/A                     |
| ☒                  | 3db ATTENUATOR               | MINI   | MCL BW-S3W5   | 0533            | N/A              | N/A                     |
| ☒                  | DUMMY PROBE                  | SPEAG  | DP_2          | SPDP2001AA      | N/A              | N/A                     |
| ☒                  | Dual Directional Coupler     | Woken  | 20W couple    | DOM2BHW1A1      | N/A              | N/A                     |
| ☒                  | SAM PHANTOM (ELI4 v4.0)      | SPEAG  | QDOVA001BB    | 1102            | N/A              | N/A                     |
| ☒                  | Twin SAM Phantom             | SPEAG  | QD000P40CD    | 1609            | N/A              | N/A                     |
| ☒                  | ROBOT                        | SPEAG  | TX60          | F10/5E6AA1/A101 | N/A              | N/A                     |
| ☒                  | ROBOT KRC                    | SPEAG  | CS8C          | F10/5E6AA1/C101 | N/A              | N/A                     |
| ☒                  | LIQUID CALIBRATION KIT       | ANTENNESSA                                       | 41/05 OCP9    | 00425167        | N/A              | N/A                     |

Note: All the equipments are within the valid period when the tests are performed.



Unless otherwise agreed in writing, this document is issued by the Company subject to its General Conditions of Service printed overleaf, available on request or accessible at <https://www.sgs.com/en/Terms-and-Conditions>. Attention is drawn to the limitation of liability, indemnification and jurisdiction issues defined therein. Any holder of this document is advised that information contained hereon reflects the Company's findings at the time of its intervention only and within the limits of Client's instructions, if any. The Company's sole responsibility is to its Client and this document does not exonerate parties to a transaction from exercising all their rights and obligations under the transaction documents. This document cannot be reproduced except in full, without prior written approval of the Company. Any unauthorized alteration, forgery or falsification of the content or appearance of this document is unlawful and offenders may be prosecuted to the fullest extent of the law. Unless otherwise stated the results shown in this test report refer only to the sample(s) tested and such sample(s) are retained for 30 days only.

Attention: To check the authenticity of testing /inspection report & certificate, please contact us at telephone: (86-755) 8307 1443, or email: [CN.Doccheck@sgs.com](mailto:CN.Doccheck@sgs.com)

No.10 Weiye Road, Development Zone, Kunshan, Jiangsu, China 215300 t(86-512) 5735 5888 f(86-512) 57370818 www.sgs.com.cn  
中国·江苏·昆山开发区伟业路10号 邮编: 215300 t(86-512) 57355888 f(86-512) 57370818 sgs.china@sgs.com





## Compliance Certification Services (Kunshan) Inc.

Report No.: KSCR230400065601

Page: 74 of 85

### 10 Calibration certificate

Please see the Appendix C

### 11 Photographs

Please see the Appendix D



Unless otherwise agreed in writing, this document is issued by the Company subject to its General Conditions of Service printed overleaf, available on request or accessible at <https://www.sgs.com/en/Terms-and-Conditions>. Attention is drawn to the limitation of liability, indemnification and jurisdiction issues defined therein. Any holder of this document is advised that information contained hereon reflects the Company's findings at the time of its intervention only and within the limits of Client's instructions, if any. The Company's sole responsibility is to its Client and this document does not exonerate parties to a transaction from exercising all their rights and obligations under the transaction documents. This document cannot be reproduced except in full, without prior written approval of the Company. Any unauthorized alteration, forgery or falsification of the content or appearance of this document is unlawful and offenders may be prosecuted to the fullest extent of the law. Unless otherwise stated the results shown in this test report refer only to the sample(s) tested and such sample(s) are retained for 30 days only.

Attention: To check the authenticity of testing / inspection report & certificate, please contact us at telephone: (86-755) 8307 1443, or email: [CN.Doccheck@sgs.com](mailto:CN.Doccheck@sgs.com)

No.10 Weiye Road, Development Zone, Kunshan, Jiangsu, China 215300 t(86-512) 5735 5888 f(86-512) 57370818 www.sgs.com.cn  
中国·江苏·昆山开发区伟业路10号 邮编: 215300 t(86-512) 57355888 f(86-512) 57370818 sgs.china@sgs.com



## Compliance Certification Services (Kunshan) Inc.

Report No.: KSCR230400065601

Page: 75 of 85

### Appendix A: Detailed System Check Results

The plots are showing as followings.



Unless otherwise agreed in writing, this document is issued by the Company subject to its General Conditions of Service printed overleaf, available on request or accessible at <https://www.sgs.com/en/Terms-and-Conditions>. Attention is drawn to the limitation of liability, indemnification and jurisdiction issues defined therein. Any holder of this document is advised that information contained hereon reflects the Company's findings at the time of its intervention only and within the limits of Client's instructions, if any. The Company's sole responsibility is to its Client and this document does not exonerate parties to a transaction from exercising all their rights and obligations under the transaction documents. This document cannot be reproduced except in full, without prior written approval of the Company. Any unauthorized alteration, forgery or falsification of the content or appearance of this document is unlawful and offenders may be prosecuted to the fullest extent of the law. Unless otherwise stated the results shown in this test report refer only to the sample(s) tested and such sample(s) are retained for 30 days only.

Attention: To check the authenticity of testing / inspection report & certificate, please contact us at telephone: (86-755) 8307 1443, or email: [CN.Doccheck@sgs.com](mailto:CN.Doccheck@sgs.com)

No.10 Weiye Road, Development Zone, Kunshan, Jiangsu, China 215300 t(86-512) 5735 5888 f(86-512) 57370818 www.sgs.com.cn  
中国·江苏·昆山开发区伟业路10号 邮编: 215300 t(86-512) 57355888 f(86-512) 57370818 sgs.china@sgs.com

Test Laboratory: Compliance Certification Services (Kunshan) Inc.

### System Performance Check-D2450

**DUT: Dipole 2450 MHz D2450V2; Type: 817**

Communication System: UID 0, CW; Frequency: 2450 MHz; Duty Cycle: 1:1

Medium parameters used:  $f = 2450 \text{ MHz}$ ;  $\sigma = 1.823 \text{ S/m}$ ;  $\epsilon_r = 39.147$ ;  $\rho = 1000 \text{ kg/m}^3$

Phantom section: Flat Section

Measurement Standard: DASY5 (IEEE/IEC/ANSI C63.19-2007)

DASY5 Configuration:

- Probe: EX3DV4 - SN7767; ConvF(8.24, 8.24, 8.24); Calibrated: 2022/10/28;
- Sensor-Surface: 1.4mm (Mechanical Surface Detection)
- Electronics: DAE4 Sn1245; Calibrated: 2023/04/25
- Phantom: Twin SAM Phantom; Type: QD 000 P40 CD; Serial: 1609
- Measurement SW: DASY52, Version 52.8 (8); SEMCAD X Version 14.6.10 (7331)

**System Performance Check at Frequencies above 1 GHz/d=10mm, Pin=250 mW, dist=1.4mm (EX-Probe)/Area Scan (8x9x1):** Measurement grid: dx=12mm, dy=12mm

Maximum value of SAR (measured) = 19.6 W/kg

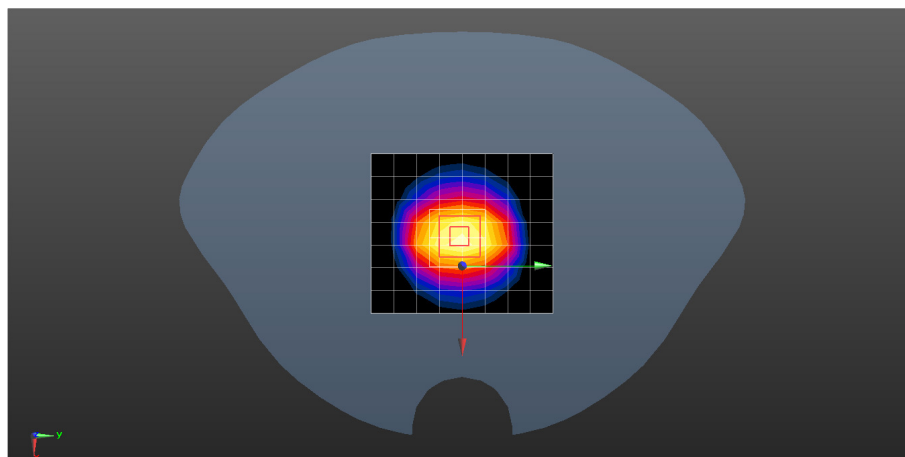
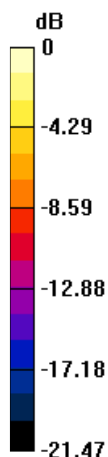
**System Performance Check at Frequencies above 1 GHz/d=10mm, Pin=250 mW, dist=1.4mm (EX-Probe)/Zoom Scan (7x7x7) (7x7x7)/Cube 0:** Measurement grid: dx=5mm, dy=5mm, dz=5mm

Reference Value = 113.1 V/m; Power Drift = -0.11 dB

Peak SAR (extrapolated) = 27.6 W/kg

**SAR(1 g) = 13.5 W/kg; SAR(10 g) = 6.39 W/kg**

Maximum value of SAR (measured) = 22.3 W/kg



0 dB = 22.3 W/kg = 13.48 dBW/kg



Unless otherwise agreed in writing, this document is issued by the Company subject to its General Conditions of Service printed overleaf, available on request or accessible at <https://www.sgs.com/en/Terms-and-Conditions>. Attention is drawn to the limitation of liability, indemnification and jurisdiction issues defined therein. Any holder of this document is advised that information contained hereon reflects the Company's findings at the time of its intervention only and within the limits of Client's instructions, if any. The Company's sole responsibility is to its Client and this document does not exonerate parties to a transaction from exercising all their rights and obligations under the transaction documents. This document cannot be reproduced except in full, without prior written approval of the Company. Any unauthorized alteration, forgery or falsification of the content or appearance of this document is unlawful and offenders may be prosecuted to the fullest extent of the law. Unless otherwise stated the results shown in this test report refer only to the sample(s) tested and such sample(s) are retained for 30 days only.

Attention: To check the authenticity of testing /inspection report & certificate, please contact us at telephone: (86-755) 8307 1443, or email: [CN.Doccheck@sgs.com](mailto:CN.Doccheck@sgs.com)

No.10 Weiye Road, Development Zone, Kunshan, Jiangsu, China 215300 t(86-512) 5735 5888 f(86-512) 57370818 www.sgsgroup.com.cn  
中国·江苏·昆山开发区伟业路10号 邮编: 215300 t(86-512) 57355888 f(86-512) 57370818 sgs.china@sgs.com

## Compliance Certification Services (Kunshan) Inc.

Report No.: KSCR230400065601

Page: 77 of 85

Date: 2023/06/09

Test Laboratory: Compliance Certification Services (Kunshan) Inc.

### System Performance Check-D5200

**DUT: Dipole D5GHzV2; Type: 1095**

Communication System: UID 0, CW (0); Frequency: 5200 MHz; Duty Cycle: 1:1

Medium parameters used:  $f = 5200$  MHz;  $\sigma = 4.571$  S/m;  $\epsilon_r = 35.711$ ;  $\rho = 1000$  kg/m<sup>3</sup>

Phantom section: Flat Section

Measurement Standard: DASY5 (IEEE/IEC/ANSI C63.19-2007)

DASY5 Configuration:

- Probe: EX3DV4 - SN7767; ConvF(5.65, 5.65, 5.65); Calibrated: 2022/10/28;
- Sensor-Surface: 1.4mm (Mechanical Surface Detection)
- Electronics: DAE4 Sn1245; Calibrated: 2023/04/25
- Phantom: Twin SAM Phantom; Type: QD 000 P40 CD; Serial: 1609
- Measurement SW: DASY52, Version 52.8 (8); SEMCAD X Version 14.6.10 (7331)

**System Performance Check with D5GHzV2 Dipole (graded grid)/d=10mm, Pin=100mW, f=5200 MHz/Area Scan (10x10x1):** Measurement grid: dx=10mm, dy=10mm

Maximum value of SAR (measured) = 14.8 W/kg

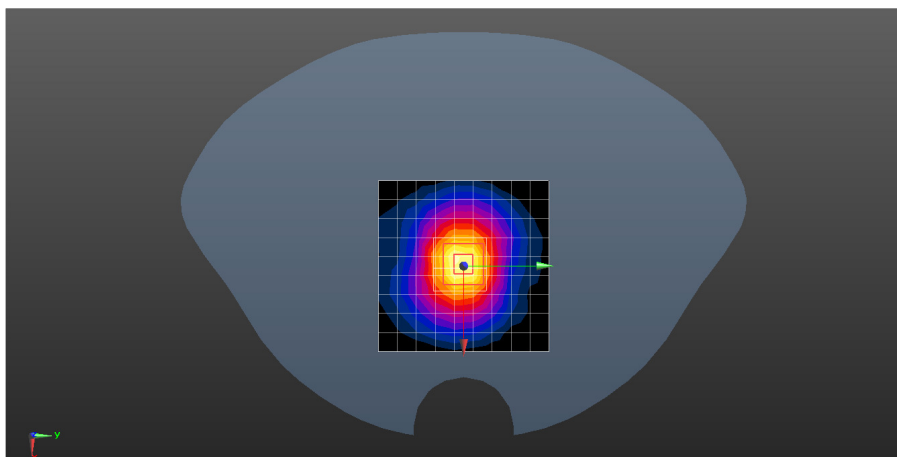
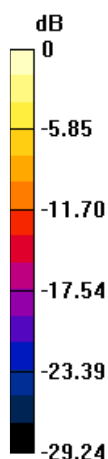
**System Performance Check with D5GHzV2 Dipole (graded grid)/d=10mm, Pin=100mW, f=5200 MHz/Zoom Scan (4x4x1.4mm, graded), dist=1.4mm (8x8x7)/Cube 0:** Measurement grid: dx=4mm, dy=4mm, dz=1.4mm

Reference Value = 72.01 V/m; Power Drift = 0.09 dB

Peak SAR (extrapolated) = 32.3 W/kg

**SAR(1 g) = 8.31 W/kg; SAR(10 g) = 2.28 W/kg**

Maximum value of SAR (measured) = 20.5 W/kg



0 dB = 20.5 W/kg = 13.12 dBW/kg



Unless otherwise agreed in writing, this document is issued by the Company subject to its General Conditions of Service printed overleaf, available on request or accessible at <https://www.sgs.com/en/Terms-and-Conditions>. Attention is drawn to the limitation of liability, indemnification and jurisdiction issues defined therein. Any holder of this document is advised that information contained hereon reflects the Company's findings at the time of its intervention only and within the limits of Client's instructions, if any. The Company's sole responsibility is to its Client and this document does not exonerate parties to a transaction from exercising all their rights and obligations under the transaction documents. This document cannot be reproduced except in full, without prior written approval of the Company. Any unauthorized alteration, forgery or falsification of the content or appearance of this document is unlawful and offenders may be prosecuted to the fullest extent of the law. Unless otherwise stated the results shown in this test report refer only to the sample(s) tested and such sample(s) are retained for 30 days only.

Attention: To check the authenticity of testing /inspection report & certificate, please contact us at telephone: (86-755) 8307 1443, or email: [CN.Doccheck@sgs.com](mailto:CN.Doccheck@sgs.com)

No.10 Weiye Road, Development Zone, Kunshan, Jiangsu, China 215300 t(86-512) 5735 5888 f(86-512) 57370818 www.sgsgroup.com.cn  
中国·江苏·昆山开发区伟业路10号 邮编: 215300 t(86-512) 57355888 f(86-512) 57370818 sgs.china@sgs.com

## Compliance Certification Services (Kunshan) Inc.

Report No.: KSCR230400065601

Page: 78 of 85

Date: 2023/06/10

Test Laboratory: Compliance Certification Services (Kunshan) Inc.

### System Performance Check-D5800

**DUT: Dipole D5GHzV2; Type: 1095**

Communication System: UID 0, CW (0); Frequency: 5800 MHz; Duty Cycle: 1:1

Medium parameters used:  $f = 5800 \text{ MHz}$ ;  $\sigma = 5.349 \text{ S/m}$ ;  $\epsilon_r = 34.464$ ;  $\rho = 1000 \text{ kg/m}^3$

Phantom section: Flat Section

Measurement Standard: DASY5 (IEEE/IEC/ANSI C63.19-2007)

DASY5 Configuration:

- Probe: EX3DV4 - SN7767; ConvF(5.1, 5.1, 5.1); Calibrated: 2022/10/28;
- Sensor-Surface: 1.4mm (Mechanical Surface Detection)
- Electronics: DAE4 Sn1245; Calibrated: 2023/04/25
- Phantom: Twin SAM Phantom; Type: QD 000 P40 CD; Serial: 1609
- Measurement SW: DASY52, Version 52.8 (8); SEMCAD X Version 14.6.10 (7331)

### System Performance Check with D5GHzV2 Dipole (graded grid)/d=10mm, Pin=100mW, f=5800 MHz/Area

**Scan (10x10x1):** Measurement grid: dx=10mm, dy=10mm

Maximum value of SAR (measured) = 12.8 W/kg

### System Performance Check with D5GHzV2 Dipole (graded grid)/d=10mm, Pin=100mW, f=5800 MHz/Zoom

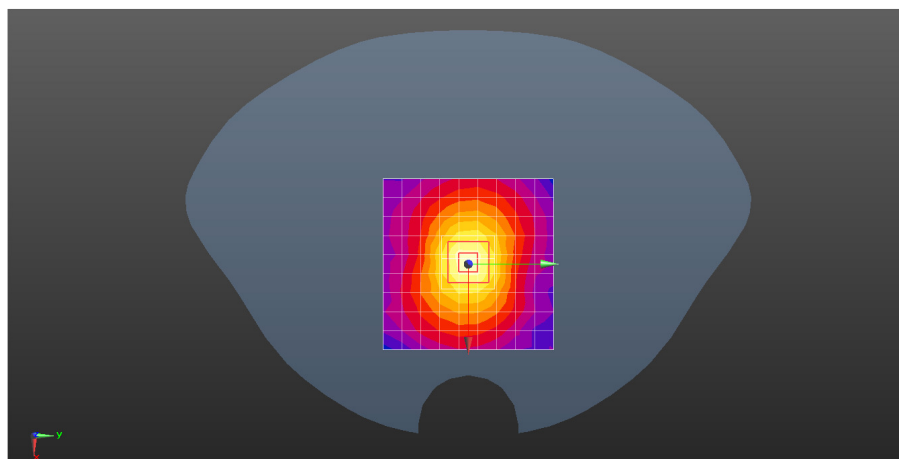
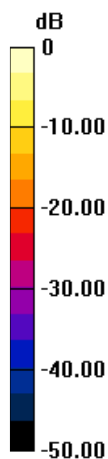
**Scan (4x4x1.4mm, graded), dist=1.4mm (8x8x7)/Cube 0:** Measurement grid: dx=4mm, dy=4mm, dz=1.4mm

Reference Value = 66.51 V/m; Power Drift = 0.01 dB

Peak SAR (extrapolated) = 32.3 W/kg

**SAR(1 g) = 7.63 W/kg; SAR(10 g) = 2.19 W/kg**

Maximum value of SAR (measured) = 18.2 W/kg



0 dB = 18.2 W/kg = 12.60 dBW/kg



Unless otherwise agreed in writing, this document is issued by the Company subject to its General Conditions of Service printed overleaf, available on request or accessible at <https://www.sgs.com/en/Terms-and-Conditions>. Attention is drawn to the limitation of liability, indemnification and jurisdiction issues defined therein. Any holder of this document is advised that information contained hereon reflects the Company's findings at the time of its intervention only and within the limits of Client's instructions, if any. The Company's sole responsibility is to its Client and this document does not exonerate parties to a transaction from exercising all their rights and obligations under the transaction documents. This document cannot be reproduced except in full, without prior written approval of the Company. Any unauthorized alteration, forgery or falsification of the content or appearance of this document is unlawful and offenders may be prosecuted to the fullest extent of the law. Unless otherwise stated the results shown in this test report refer only to the sample(s) tested and such sample(s) are retained for 30 days only.

Attention: To check the authenticity of testing /inspection report & certificate, please contact us at telephone: (86-755) 8307 1443, or email: [CN.Doccheck@sgs.com](mailto:CN.Doccheck@sgs.com)

No.10 Weiye Road, Development Zone, Kunshan, Jiangsu, China 215300 t(86-512) 5735 5888 f(86-512) 57370818 www.sgsgroup.com.cn  
中国·江苏·昆山开发区伟业路10号 邮编: 215300 t(86-512) 57355888 f(86-512) 57370818 sgs.china@sgs.com





## Compliance Certification Services (Kunshan) Inc.

Report No.: KSCR230400065601

Page: 79 of 85

### Appendix B: Detailed Test Results

The plots of worse case are showing as followings.



Unless otherwise agreed in writing, this document is issued by the Company subject to its General Conditions of Service printed overleaf, available on request or accessible at <https://www.sgs.com/en/Terms-and-Conditions>. Attention is drawn to the limitation of liability, indemnification and jurisdiction issues defined therein. Any holder of this document is advised that information contained hereon reflects the Company's findings at the time of its intervention only and within the limits of Client's instructions, if any. The Company's sole responsibility is to its Client and this document does not exonerate parties to a transaction from exercising all their rights and obligations under the transaction documents. This document cannot be reproduced except in full, without prior written approval of the Company. Any unauthorized alteration, forgery or falsification of the content or appearance of this document is unlawful and offenders may be prosecuted to the fullest extent of the law. Unless otherwise stated the results shown in this test report refer only to the sample(s) tested and such sample(s) are retained for 30 days only.

Attention: To check the authenticity of testing /inspection report & certificate, please contact us at telephone: (86-755) 8307 1443, or email: [CN.Doccheck@sgs.com](mailto:CN.Doccheck@sgs.com)

No.10 Weiye Road, Development Zone, Kunshan, Jiangsu, China 215300 t(86-512) 5735 5888 f(86-512) 57370818 www.sgsgroup.com.cn  
中国·江苏·昆山开发区伟业路10号 邮编: 215300 t(86-512) 57355888 f(86-512) 57370818 sgs.china@sgs.com

## Compliance Certification Services (Kunshan) Inc.

Report No.: KSCR230400065601

Page: 80 of 85

Date: 2023/06/07

Test Laboratory: Compliance Certification Services (Kunshan) Inc.

**SDR 2.4Ghz 60M Back side ChM 0mm**

**DUT: DJI RC 2; Type: RC331;**

Communication System: UID 0, 2.4GHz (0); Frequency: 2437.5 MHz; Duty Cycle: 1:1

Medium parameters used (interpolated):  $f = 2437.5$  MHz;  $\sigma = 1.808$  S/m;  $\epsilon_r = 39.198$ ;  $\rho = 1000$  kg/m<sup>3</sup>

Phantom section: Flat Section

Measurement Standard: DASY5 (IEEE/IEC/ANSI C63.19-2007)

DASY5 Configuration:

- Probe: EX3DV4 - SN7767; ConvF(8.24, 8.24, 8.24); Calibrated: 2022/10/28;
- Sensor-Surface: 1.4mm (Mechanical Surface Detection)
- Electronics: DAE4 Sn1245; Calibrated: 2023/04/25
- Phantom: Twin SAM Phantom; Type: QD 000 P40 CD; Serial: 1609
- Measurement SW: DASY52, Version 52.8 (8); SEMCAD X Version 14.6.10 (7331)

**Configuration/Head/Area Scan (13x16x1):** Measurement grid: dx=12mm, dy=12mm

Maximum value of SAR (measured) = 36.4 W/kg

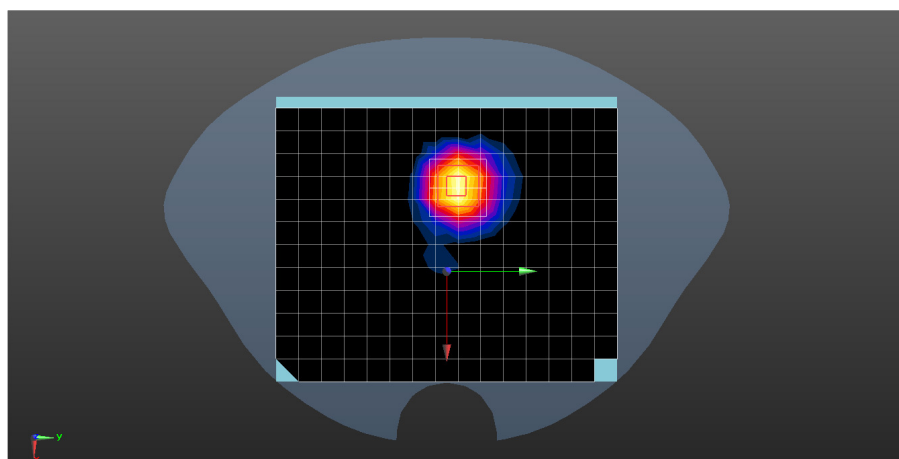
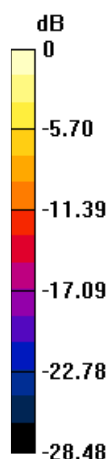
**Configuration/Head/Zoom Scan (7x7x7)/Cube 0:** Measurement grid: dx=5mm, dy=5mm, dz=5mm

Reference Value = 7.075 V/m; Power Drift = 0.05 dB

Peak SAR (extrapolated) = 58.8 W/kg

**SAR(1 g) = 22.5 W/kg; SAR(10 g) = 7.68 W/kg**

Maximum value of SAR (measured) = 43.6 W/kg



0 dB = 43.6 W/kg = 16.39 dBW/kg



Unless otherwise agreed in writing, this document is issued by the Company subject to its General Conditions of Service printed overleaf, available on request or accessible at <https://www.sgs.com/en/Terms-and-Conditions>. Attention is drawn to the limitation of liability, indemnification and jurisdiction issues defined therein. Any holder of this document is advised that information contained hereon reflects the Company's findings at the time of its intervention only and within the limits of Client's instructions, if any. The Company's sole responsibility is to its Client and this document does not exonerate parties to a transaction from exercising all their rights and obligations under the transaction documents. This document cannot be reproduced except in full, without prior written approval of the Company. Any unauthorized alteration, forgery or falsification of the content or appearance of this document is unlawful and offenders may be prosecuted to the fullest extent of the law. Unless otherwise stated the results shown in this test report refer only to the sample(s) tested and such sample(s) are retained for 30 days only.

Attention: To check the authenticity of testing /inspection report & certificate, please contact us at telephone: (86-755) 8307 1443, or email: [CN.Doccheck@sgs.com](mailto:CN.Doccheck@sgs.com)

No.10 Weiye Road, Development Zone, Kunshan, Jiangsu, China 215300 t(86-512) 5735 5888 f(86-512) 57370818 www.sgsgroup.com.cn  
中国·江苏·昆山开发区伟业路10号 邮编: 215300 t(86-512) 57355888 f(86-512) 57370818 sgs.china@sgs.com

## Compliance Certification Services (Kunshan) Inc.

Report No.: KSCR230400065601

Page: 81 of 85

Date: 2023/06/10

Test Laboratory: Compliance Certification Services (Kunshan) Inc.

**SDR 5Ghz 80M Back side ChM 0mm**

**DUT: DJI RC 2; Type: RC331;**

Communication System: UID 0, 5GHz (0); Frequency: 5787.5 MHz; Duty Cycle: 1:1

Medium parameters used (interpolated):  $f = 5787.5 \text{ MHz}$ ;  $\sigma = 5.347 \text{ S/m}$ ;  $\epsilon_r = 34.482$ ;  $\rho = 1000 \text{ kg/m}^3$

Phantom section: Flat Section

Measurement Standard: DASYS (IEEE/IEC/ANSI C63.19-2007)

DASY5 Configuration:

- Probe: EX3DV4 - SN7767; ConvF(5.1, 5.1, 5.1); Calibrated: 2022/10/28;
- Sensor-Surface: 1.4mm (Mechanical Surface Detection)
- Electronics: DAE4 Sn1245; Calibrated: 2023/04/25
- Phantom: Twin SAM Phantom; Type: QD 000 P40 CD; Serial: 1609
- Measurement SW: DASYS2, Version 52.8 (8); SEMCAD X Version 14.6.10 (7331)

**Configuration/Head/Area Scan (16x19x1):** Measurement grid: dx=10mm, dy=10mm

Maximum value of SAR (measured) = 76.3 W/kg

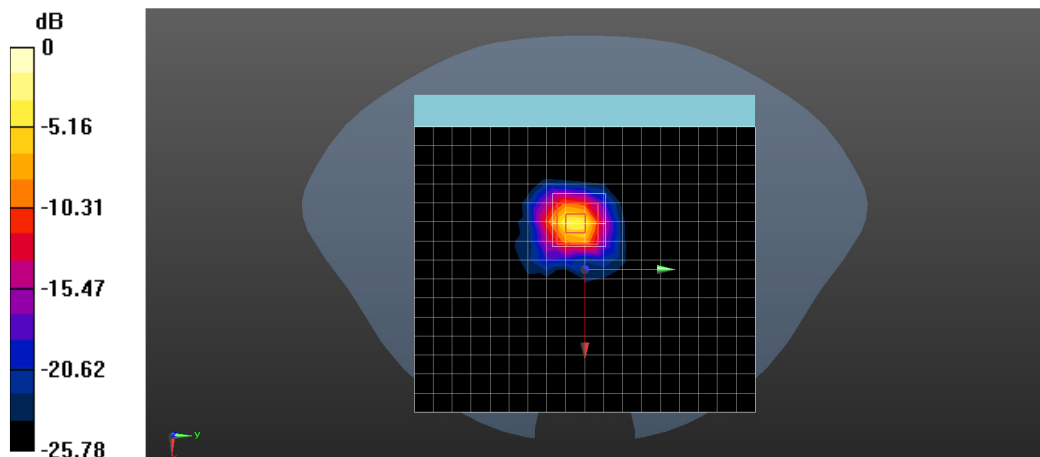
**Configuration/Head/Zoom Scan (8x8x7)/Cube 0:** Measurement grid: dx=4mm, dy=4mm, dz=1.4mm

Reference Value = 12.18 V/m; Power Drift = 0.17 dB

Peak SAR (extrapolated) = 353 W/kg

**SAR(1 g) = 53.4 W/kg; SAR(10 g) = 11.1 W/kg**

Maximum value of SAR (measured) = 160 W/kg



0 dB = 160 W/kg = 22.04 dBW/kg



Unless otherwise agreed in writing, this document is issued by the Company subject to its General Conditions of Service printed overleaf, available on request or accessible at <https://www.sgs.com/en/Terms-and-Conditions>. Attention is drawn to the limitation of liability, indemnification and jurisdiction issues defined therein. Any holder of this document is advised that information contained hereon reflects the Company's findings at the time of its intervention only and within the limits of Client's instructions, if any. The Company's sole responsibility is to its Client and this document does not exonerate parties to a transaction from exercising all their rights and obligations under the transaction documents. This document cannot be reproduced except in full, without prior written approval of the Company. Any unauthorized alteration, forgery or falsification of the content or appearance of this document is unlawful and offenders may be prosecuted to the fullest extent of the law. Unless otherwise stated the results shown in this test report refer only to the sample(s) tested and such sample(s) are retained for 30 days only.

Attention: To check the authenticity of testing /inspection report & certificate, please contact us at telephone: (86-755) 8307 1443, or email: [CN.Doccheck@sgs.com](mailto:CN.Doccheck@sgs.com)

No.10 Weiye Road, Development Zone, Kunshan, Jiangsu, China 215300 t(86-512) 5735 5888 f(86-512) 57370818 www.sgsgroup.com.cn  
中国·江苏·昆山开发区伟业路10号 邮编: 215300 t(86-512) 57355888 f(86-512) 57370818 sgs.china@sgs.com

## Compliance Certification Services (Kunshan) Inc.

Report No.: KSCR230400065601

Page: 82 of 85

Date: 2023/06/07

Test Laboratory: Compliance Certification Services (Kunshan) Inc.

**WLAN2.4Ghz 802.11b Bottom side Ch6 0mm**

**DUT: DJI RC 2; Type: RC331;**

Communication System: UID 0, WiFi (0); Frequency: 2442 MHz; Duty Cycle: 1:1

Medium parameters used:  $f = 2437 \text{ MHz}$ ;  $\sigma = 1.814 \text{ S/m}$ ;  $\epsilon_r = 39.157$ ;  $\rho = 1000 \text{ kg/m}^3$

Phantom section: Flat Section

Measurement Standard: DASY5 (IEEE/IEC/ANSI C63.19-2007)

DASY5 Configuration:

- Probe: EX3DV4 - SN7767; ConvF(8.24, 8.24, 8.24); Calibrated: 2022/10/28;
- Sensor-Surface: 1.4mm (Mechanical Surface Detection)
- Electronics: DAE4 Sn1245; Calibrated: 2023/04/25
- Phantom: Twin SAM Phantom; Type: QD 000 P40 CD; Serial: 1609
- Measurement SW: DASY52, Version 52.8 (8); SEMCAD X Version 14.6.10 (7331)

**Configuration/Head/Area Scan (13x16x1):** Measurement grid:  $dx=12\text{mm}$ ,  $dy=12\text{mm}$

Maximum value of SAR (measured) =  $1.14 \text{ W/kg}$

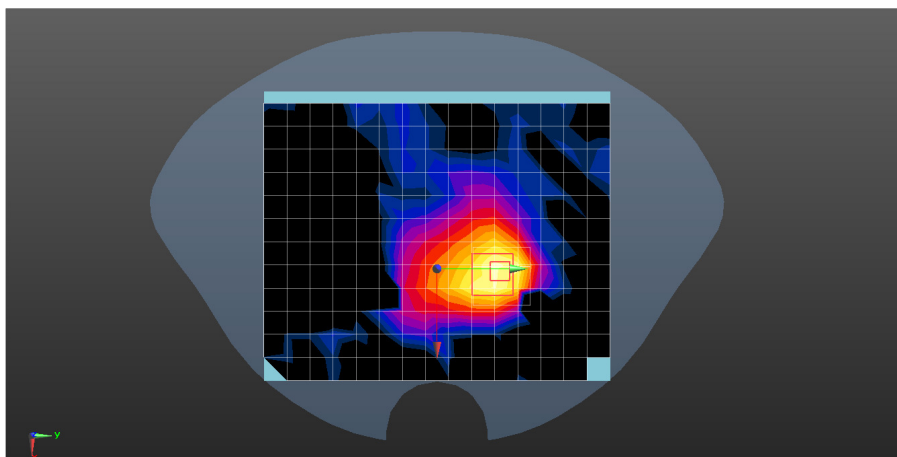
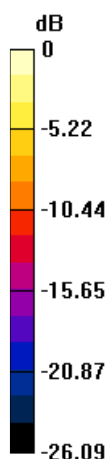
**Configuration/Head/Zoom Scan (7x7x7)/Cube 0:** Measurement grid:  $dx=5\text{mm}$ ,  $dy=5\text{mm}$ ,  $dz=5\text{mm}$

Reference Value =  $6.308 \text{ V/m}$ ; Power Drift =  $-0.11 \text{ dB}$

Peak SAR (extrapolated) =  $2.02 \text{ W/kg}$

**SAR(1 g) =  $0.727 \text{ W/kg}$ ; SAR(10 g) =  $0.334 \text{ W/kg}$**

Maximum value of SAR (measured) =  $1.46 \text{ W/kg}$



0 dB =  $1.46 \text{ W/kg}$  =  $1.64 \text{ dBW/kg}$



Unless otherwise agreed in writing, this document is issued by the Company subject to its General Conditions of Service printed overleaf, available on request or accessible at <https://www.sgs.com/en/Terms-and-Conditions>. Attention is drawn to the limitation of liability, indemnification and jurisdiction issues defined therein. Any holder of this document is advised that information contained hereon reflects the Company's findings at the time of its intervention only and within the limits of Client's instructions, if any. The Company's sole responsibility is to its Client and this document does not exonerate parties to a transaction from exercising all their rights and obligations under the transaction documents. This document cannot be reproduced except in full, without prior written approval of the Company. Any unauthorized alteration, forgery or falsification of the content or appearance of this document is unlawful and offenders may be prosecuted to the fullest extent of the law. Unless otherwise stated the results shown in this test report refer only to the sample(s) tested and such sample(s) are retained for 30 days only.

Attention: To check the authenticity of testing /inspection report & certificate, please contact us at telephone: (86-755) 8307 1443, or email: [CN.Doccheck@sgs.com](mailto:CN.Doccheck@sgs.com)

No.10 Weiye Road, Development Zone, Kunshan, Jiangsu, China 215300 t(86-512) 5735 5888 f(86-512) 57370818 www.sgsgroup.com.cn  
中国·江苏·昆山开发区伟业路10号 邮编: 215300 t(86-512) 57355888 f(86-512) 57370818 sgs.china@sgs.com

## Compliance Certification Services (Kunshan) Inc.

Report No.: KSCR230400065601

Page: 83 of 85

Date: 2023/06/07

Test Laboratory: Compliance Certification Services (Kunshan) Inc.

**Bluetooth DH5 GFSK Front side Ch39 0mm**

**DUT: DJI RC 2; Type: RC331;**

Communication System: UID 0, Bluetooth (0); Frequency: 2441 MHz; Duty Cycle: 1:1

Medium parameters used:  $f = 2441 \text{ MHz}$ ;  $\sigma = 1.815 \text{ S/m}$ ;  $\epsilon_r = 40.373$ ;  $\rho = 1000 \text{ kg/m}^3$

Phantom section: Flat Section

Measurement Standard: DASY5 (IEEE/IEC/ANSI C63.19-2007)

DASY5 Configuration:

- Probe: EX3DV4 - SN7767; ConvF(8.24, 8.24, 8.24); Calibrated: 2022/10/28;
- Sensor-Surface: 1.4mm (Mechanical Surface Detection)
- Electronics: DAE4 Sn1245; Calibrated: 2023/04/25
- Phantom: Twin SAM Phantom; Type: QD 000 P40 CD; Serial: 1609
- Measurement SW: DASY52, Version 52.8 (8); SEMCAD X Version 14.6.10 (7331)

**Configuration/Head/Area Scan (13x16x1):** Measurement grid:  $dx=12\text{mm}$ ,  $dy=12\text{mm}$

Maximum value of SAR (measured) = 0.0452 W/kg

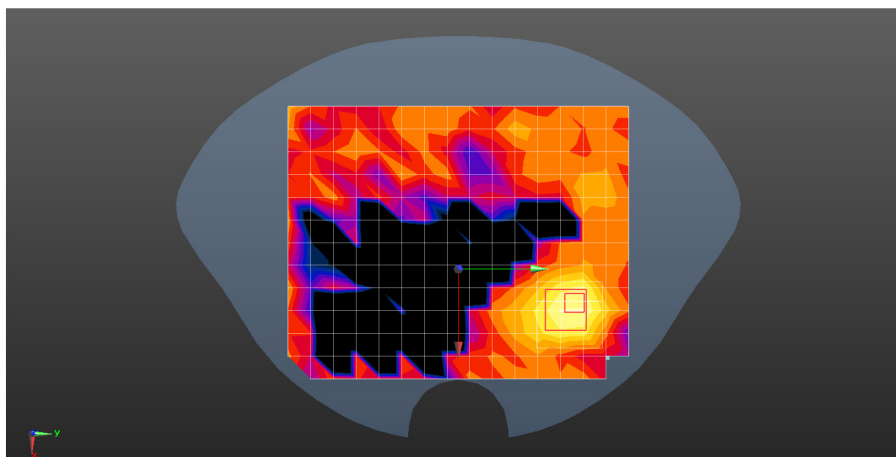
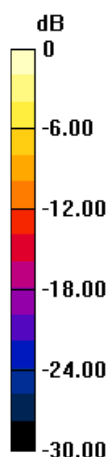
**Configuration/Head/Zoom Scan (8x8x7)/Cube 0:** Measurement grid:  $dx=5\text{mm}$ ,  $dy=5\text{mm}$ ,  $dz=5\text{mm}$

Reference Value = 0 V/m; Power Drift = 0.01 dB

Peak SAR (extrapolated) = 0.0980 W/kg

**SAR(1 g) = 0.031 W/kg; SAR(10 g) = 0.014 W/kg**

Maximum value of SAR (measured) = 0.0672 W/kg



0 dB = 0.0672 W/kg = -11.73 dBW/kg



Unless otherwise agreed in writing, this document is issued by the Company subject to its General Conditions of Service printed overleaf, available on request or accessible at <https://www.sgs.com/en/Terms-and-Conditions>. Attention is drawn to the limitation of liability, indemnification and jurisdiction issues defined therein. Any holder of this document is advised that information contained hereon reflects the Company's findings at the time of its intervention only and within the limits of Client's instructions, if any. The Company's sole responsibility is to its Client and this document does not exonerate parties to a transaction from exercising all their rights and obligations under the transaction documents. This document cannot be reproduced except in full, without prior written approval of the Company. Any unauthorized alteration, forgery or falsification of the content or appearance of this document is unlawful and offenders may be prosecuted to the fullest extent of the law. Unless otherwise stated the results shown in this test report refer only to the sample(s) tested and such sample(s) are retained for 30 days only.

Attention: To check the authenticity of testing /inspection report & certificate, please contact us at telephone: (86-755) 8307 1443, or email: [CN.Doccheck@sgs.com](mailto:CN.Doccheck@sgs.com)

No.10 Weiye Road, Development Zone, Kunshan, Jiangsu, China 215300 t(86-512) 5735 5888 f(86-512) 57370818 www.sgsgroup.com.cn  
中国·江苏·昆山开发区伟业路10号 邮编: 215300 t(86-512) 57355888 f(86-512) 57370818 sgs.china@sgs.com



## Compliance Certification Services (Kunshan) Inc.

Report No.: KSCR230400065601

Page: 84 of 85

Date: 2023/06/10

Test Laboratory: Compliance Certification Services (Kunshan) Inc.

**WLAN5Ghz 802.11a Front side Ch165 0mm**

**DUT: DJI RC 2; Type: RC331;**

Communication System: UID 0, WiFi (0); Frequency: 5825 MHz; Duty Cycle: 1:1

Medium parameters used:  $f = 5825 \text{ MHz}$ ;  $\sigma = 5.372 \text{ S/m}$ ;  $\epsilon_r = 34.456$ ;  $\rho = 1000 \text{ kg/m}^3$

Phantom section: Flat Section

Measurement Standard: DASY5 (IEEE/IEC/ANSI C63.19-2007)

DASY5 Configuration:

- Probe: EX3DV4 - SN7767; ConvF(5.1, 5.1, 5.1); Calibrated: 2022/10/28;
- Sensor-Surface: 1.4mm (Mechanical Surface Detection)
- Electronics: DAE4 Sn1245; Calibrated: 2023/04/25
- Phantom: Twin SAM Phantom; Type: QD 000 P40 CD; Serial: 1609
- Measurement SW: DASY52, Version 52.8 (8); SEMCAD X Version 14.6.10 (7331)

**Configuration/Head/Area Scan (16x19x1):** Measurement grid:  $dx=10\text{mm}$ ,  $dy=10\text{mm}$

Maximum value of SAR (measured) = 11.8 W/kg

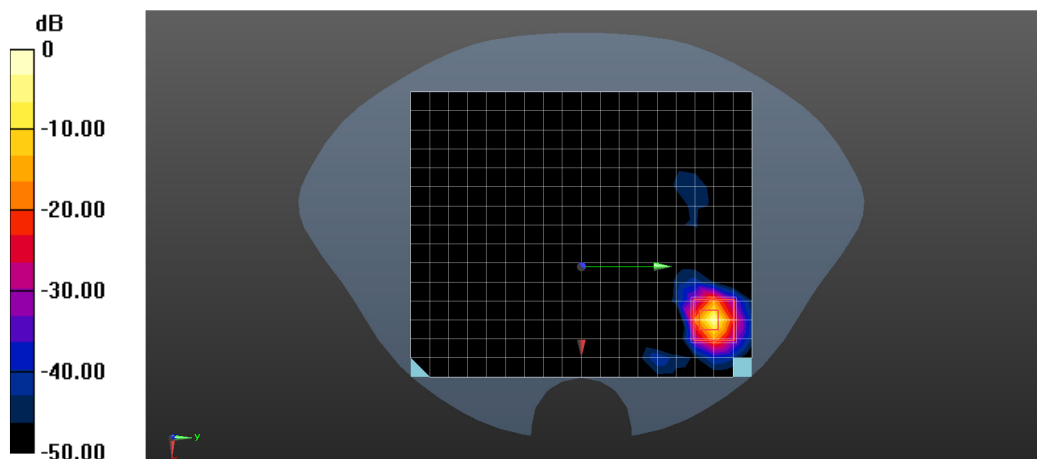
**Configuration/Head/Zoom Scan (7x7x7)/Cube 0:** Measurement grid:  $dx=4\text{mm}$ ,  $dy=4\text{mm}$ ,  $dz=1.4\text{mm}$

Reference Value = 0 V/m; Power Drift = 0.05 dB

Peak SAR (extrapolated) = 40.0 W/kg

**SAR(1 g) = 6.44 W/kg; SAR(10 g) = 1.53 W/kg**

Maximum value of SAR (measured) = 19.1 W/kg



0 dB = 19.1 W/kg = 12.81 dBW/kg



Unless otherwise agreed in writing, this document is issued by the Company subject to its General Conditions of Service printed overleaf, available on request or accessible at <https://www.sgs.com/en/Terms-and-Conditions>. Attention is drawn to the limitation of liability, indemnification and jurisdiction issues defined therein. Any holder of this document is advised that information contained hereon reflects the Company's findings at the time of its intervention only and within the limits of Client's instructions, if any. The Company's sole responsibility is to its Client and this document does not exonerate parties to a transaction from exercising all their rights and obligations under the transaction documents. This document cannot be reproduced except in full, without prior written approval of the Company. Any unauthorized alteration, forgery or falsification of the content or appearance of this document is unlawful and offenders may be prosecuted to the fullest extent of the law. Unless otherwise stated the results shown in this test report refer only to the sample(s) tested and such sample(s) are retained for 30 days only.

Attention: To check the authenticity of testing /inspection report & certificate, please contact us at telephone: (86-755) 8307 1443, or email: [CN.Doccheck@sgs.com](mailto:CN.Doccheck@sgs.com)

No.10 Weiye Road, Development Zone, Kunshan, Jiangsu, China 215300 t(86-512) 5735 5888 f(86-512) 57370818 www.sgsgroup.com.cn  
中国·江苏·昆山开发区伟业路10号 邮编: 215300 t(86-512) 57355888 f(86-512) 57370818 sgs.china@sgs.com



## Compliance Certification Services (Kunshan) Inc.

Report No.: KSCR230400065601

Page: 85 of 85

### Appendix C: Calibration certificate

### Appendix D: Photographs

- End of the Report -



Unless otherwise agreed in writing, this document is issued by the Company subject to its General Conditions of Service printed overleaf, available on request or accessible at <https://www.sgs.com/en/Terms-and-Conditions>. Attention is drawn to the limitation of liability, indemnification and jurisdiction issues defined therein. Any holder of this document is advised that information contained hereon reflects the Company's findings at the time of its intervention only and within the limits of Client's instructions, if any. The Company's sole responsibility is to its Client and this document does not exonerate parties to a transaction from exercising all their rights and obligations under the transaction documents. This document cannot be reproduced except in full, without prior written approval of the Company. Any unauthorized alteration, forgery or falsification of the content or appearance of this document is unlawful and offenders may be prosecuted to the fullest extent of the law. Unless otherwise stated the results shown in this test report refer only to the sample(s) tested and such sample(s) are retained for 30 days only.

Attention: To check the authenticity of testing / inspection report & certificate, please contact us at telephone: (86-755) 8307 1443, or email: [CN.Doccheck@sgs.com](mailto:CN.Doccheck@sgs.com)

No.10 Weiye Road, Development Zone, Kunshan, Jiangsu, China 215300 t(86-512) 5735 5888 f(86-512) 57370818 www.sgs.com.cn  
中国·江苏·昆山开发区伟业路10号 邮编: 215300 t(86-512) 57355888 f(86-512) 57370818 sgs.china@sgs.com