

Learn how to install your band
by scanning the QR code or visiting **tryfi.com/S3**





- 1**
Position the band
and the Fi device
like above



- 2**
Rotate endlinks
inward and slide
into the device



- 3**
Rotate the band
outward so it is flat
with the device



- 4**
Repeat with
the other side
of the band

Welcome to Fi!

Here are instructions for first time users. Below you'll find a step by step guide that you can use once your Fi Collar Kit arrives.

Here Is What You Need to Set Up Your Fi Collar

1. Your Fi Collar Kit needs to be physically with you (Fi Collar, Fi Band, and Fi Base).
 2. A mobile device that meets our minimum requirements:
 - Android 6.0+ aka Android M or newer
 - iPhone - iOS 13 (iPhone 6s & 6 + and higher, including iPhone SE 1st generation)
 3. Access to a Wi-Fi Network.
 - Must be a 2.4GHz Wi-Fi Network
-

Steps to Set Up Your Fi Collar and Fi Base

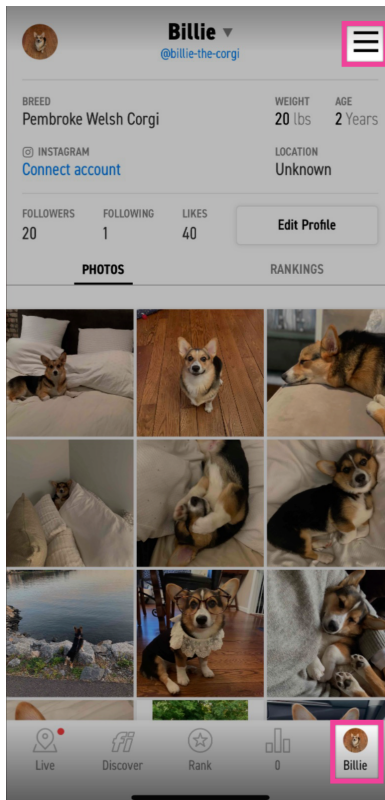
1. Download the Fi App on your smartphone. The Fi App is your portal into all your dog's activities. See: [Fi App Overview](#)
 - On your phone, tap here to [Download Fi for Android.](#)
 - On your phone, tap here to [Download Fi for iOS.](#)
2. After you download the Fi App to your smartphone, Log In to the app.
 - An account was created for you at check out when you purchased your Fi Collar.
 - Use the same email address you used to purchase your Fi Collar, which will be the email address where your Fi receipt was sent.
 - During the checkout flow, you created a password. If you don't remember your password, tap "I forgot my password" and we will send a link to your email to reset your password.
 - If you'd prefer to use a different email, or you received Fi as a gift, open the Fi App on your phone and simply tap Get Started. Enter the email you'd like to use and set up a password.
 - For your password, you'll need to meet the minimum requirements of 8 characters.
3. Once you have downloaded the Fi App and logged into your account, the app has step by step instructions to continue setting up your Fi Collar and Fi Base.

Where Can I Find My FCC ID for My Fi Collar or Fi Base?

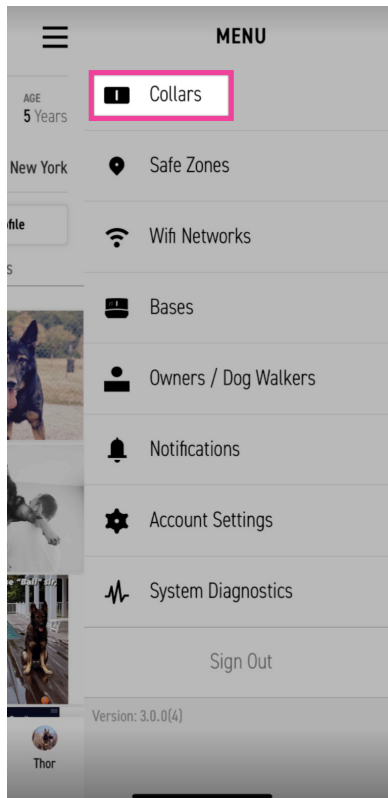
You can find your unique FCC ID for your Fi Collar and Fi Base easily within the Fi App.

Steps to Find Your FCC ID

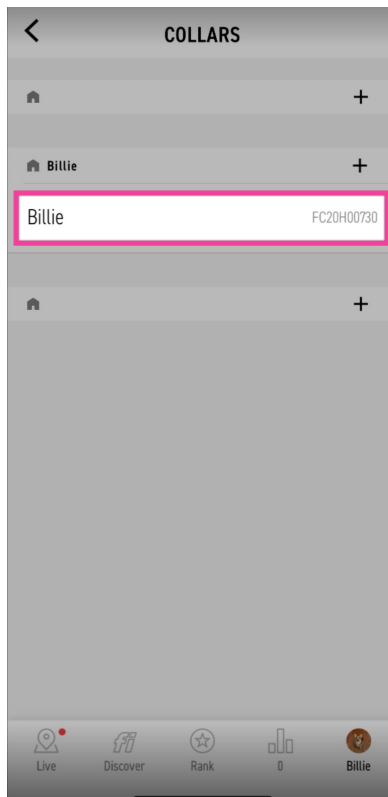
1. Open the Fi App.
2. Tap your dog's profile picture in the lower right corner. Once you are in their profile, tap the 3 stacked lines:



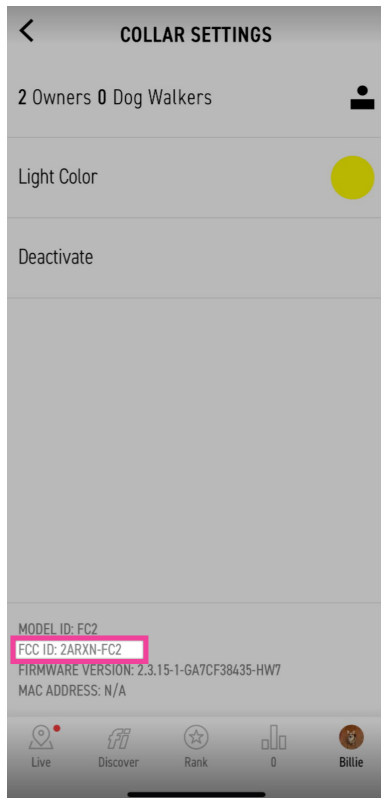
3. Tap on **Collars** to find the FCC ID for your Fi Collar:



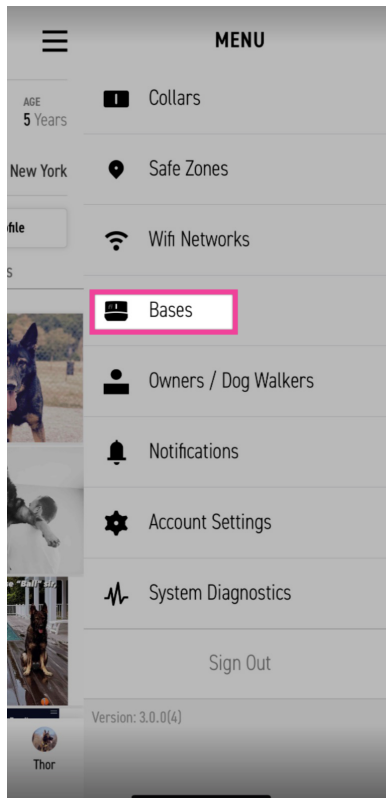
4. Tap the Fi Collar for which you need the FCC ID:




5. The specific Fi Collar information will be listed at the bottom:



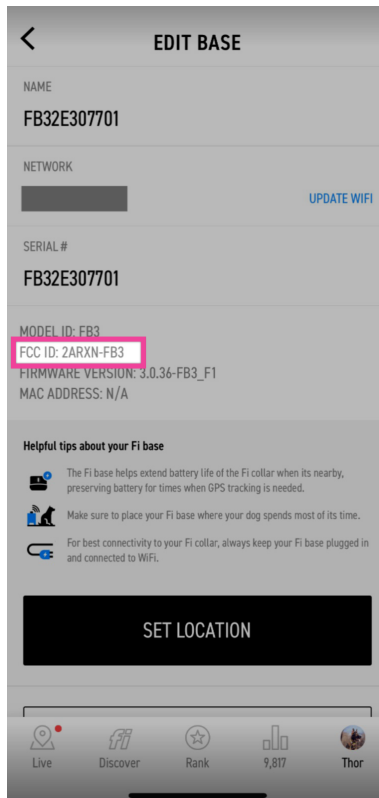
6. Tap on **Bases** to find the FCC ID for your Fi Base:



7. Tap the Fi Base for which you need the specific FCC ID:



8. The Fi Base information will be listed at the bottom:



Fi Collar - FCC Regulations

This device complies with part 15 of the FCC Rules. Operation is subject to the following two conditions: (1) This device may not cause harmful interference, and (2) this device must accept any interference received, including interference that may cause undesired operation. Changes or modifications not expressly approved by the party responsible for compliance could void the user's authority to operate the equipment. This equipment has been tested and found to comply with the limits for a Class B digital device, pursuant to part 15 of the FCC Rules. These limits are designed to provide reasonable protection against harmful interference in a residential installation. This equipment generates, uses and can radiate radio frequency energy and, if not installed and used in accordance with the instructions, may cause harmful interference to radio communications. However, there is no guarantee that interference will not occur in a particular installation. If this equipment does cause harmful interference to radio or television reception, which can be determined by turning the equipment off and on, the user is encouraged to try to correct the interference by one or more of the following measures:

- Reorient or relocate the receiving antenna.
- Increase the separation between the equipment and receiver.
- Connect the equipment into an outlet on a circuit different from that to which the receiver is connected.
- Consult the dealer or an experienced radio/TV technician for help.

This device includes a radio transmitter and receiver. It is designed and manufactured not to exceed the emission limits for exposure to RF energy set by the Federal Communications Commission of the U.S. Government.

These limits are part of comprehensive guidelines and establish permitted levels of RF energy for standards that were developed by independent scientific organizations through periodic and thorough evaluation of scientific studies. The standards include a substantial safety margin designed to assure the safety of all persons, regardless of age and health. The exposure standard for portable mobile devices employs a unit of measurement known as the Specific Absorption Rate (SAR). The SAR limit set by the FCC is 1.6 W/kg. Tests for SAR are conducted using standard operations positions reviewed by the FCC with the device transmitting at its highest certified power level in all tested frequency bands. Although the SAR is determined at the highest certified power level, the actual SAR level of the device while operating can be well below the maximum value. This is because the device is designed to operate at multiple power levels so as to use only the power required to reach the network. In general, the closer you are to a wireless base station antenna, the lower the power output. Before a portable mobile device is available for sale to the public, it must be tested and certified by the FCC to not exceed the limit established by the government-adopted requirement for sale exposure. Tests are performed for each device as required by the FCC in positions and locations such as on the body or at the ear. While there may be differences between the SAR levels of various devices and at various positions, they all meet the government requirement for safe exposure. Additional information on Specific Absorption Rates (SAR) can be found on the Cellular Telecommunications Industry Association (CTIA) website at <http://www.ctia.org>.

Fi Base - FCC Regulations

This mobile router complies with part 15 of the FCC Rules. Operation is subject to the following two conditions: (1) This device may not cause harmful interference, and (2) This device must accept any interference received, including interference that may cause undesired operation.

This mobile router has been tested and found to comply with the limits for a Class B digital device, pursuant to Part 15 of the FCC Rules. These limits are designed to provide reasonable protection against harmful interference in a residential installation. This equipment generates, uses and can radiate radio frequency energy and, if not installed and used in accordance with the instructions, may cause harmful interference to radio communications. However, there is no guarantee that interference will not occur in a particular installation. If this equipment does cause harmful interference to radio or television reception, which can be determined by turning the equipment off and on, the user is encouraged to try to correct the interference by one or more of the following measures:

- Reorient or relocate the receiving antenna.
- Increase the separation between the equipment and receiver.
- Connect the equipment into an outlet on a circuit different from that to which the receiver is connected.
- Consult the dealer or an experienced radio/TV technician for help.

FCC Note:

Caution: Changes or modifications not expressly approved by the party responsible for compliance could void the user's authority to operate the equipment.

RF Exposure Information

This device meets the government's requirements for exposure to radio waves. This device is designed and manufactured not to exceed the emission limits for exposure to radio frequency (RF) energy set by the Federal Communications Commission of the U.S. Government.

This device complies with FCC radiation exposure limits set forth for an uncontrolled environment. In order to avoid the possibility of exceeding the FCC radio frequency exposure limits, human proximity to the antenna shall not be less than 20 cm during normal operation.

WPT: When using this device as a wireless charger it is intended for use as a desktop device and should not be carried when in this mode. To comply with RF exposure requirements when using in the wireless charging mode please place the device at a minimum distance of 20 cm from persons.