

# TEST REPORT

of

FCC Part 15 Subpart E §15.407  
RSS-247 Issue 2, RSS-Gen Issue 5

FCC ID: TQ8-ATC30SKAN  
IC Certification: 5074A-ATC30SKKN

Equipment Under Test : DIGITAL CAR AVN SYSTEM  
FCC Model Name : ATC30SKAN  
IC Model Name : ATC30SKKN  
FCC Variant Model Name : ATC40J2AN  
IC Variant Model Name : ATC10J2KN  
Applicant : Hyundai Mobis Co., Ltd.  
Manufacturer : Hyundai Mobis Co., Ltd.  
Date of Receipt : 2018.04.02  
Date of Test(s) : 2018.04.06 ~ 2018.10.31  
Date of Issue : 2018.10.31

In the configuration tested, the EUT complied with the standards specified above.

Tested By:



Nancy Park

Date:

2018.10.31

Technical  
Manager:



Jungmin Yang

Date:

2018.10.31

*The results shown in this test report refer only to the sample(s) tested unless otherwise stated. This test report cannot be reproduced, except in full, without prior written permission of the Company. This test report does not assure KOLAS accreditation.*

SGS Korea Co., Ltd. (Gunpo Laboratory) 4, LS-ro 182beon-gil, Gunpo-si, Gyeonggi-do, Korea, 15807 <http://www.sgsgroup.kr>

RTT5041-19(2017.07.10)(0)

Tel. +82 31 428 5700 / Fax. +82 31 427 2370

A4(210 mm x 297 mm)

# INDEX

## Table of contents

1. General Information -----	3
2. Transmitter Radiated Spurious Emissions -----	10
3. 26 dB Bandwidth & 99 % Bandwidth -----	112
4. 6 dB Bandwidth -----	156
5. Maximum Conducted Output Power -----	164
6. Peak Power Spectral Density -----	176
7. Antenna Requirement -----	204

*The results shown in this test report refer only to the sample(s) tested unless otherwise stated. This test report cannot be reproduced, except in full, without prior written permission of the Company. This test report does not assure KOLAS accreditation.*

**SGS Korea Co., Ltd. (Gunpo Laboratory)** 4, LS-ro 182beon-gil, Gunpo-si, Gyeonggi-do, Korea, 15807 <http://www.sgsgroup.kr>

RTT5041-19(2017.07.10)(0)

Tel. +82 31 428 5700 / Fax. +82 31 427 2370

A4(210 mm x 297 mm)

## 1. General Information

### 1.1. Testing Laboratory

SGS Korea Co., Ltd. (Gunpo Laboratory)

-Wireless Div. 2FL, 10-2, LS-ro 182beon-gil, Gunpo-si, Gyeonggi-do, Korea, 15807

-Designation number: KR0150

All SGS services are rendered in accordance with the applicable SGS conditions of service available on request and accessible at <http://www.sgs.com/en/Terms-and-Conditions.aspx>.

Telephone : +82 31 688 0901

FAX : +82 31 688 0921

### 1.2. Details of Applicant

Applicant : Hyundai Mobis Co., Ltd.

Address : 203, Teheran-ro, Gangnam-gu, Seoul, South Korea, 06141

Contact Person : Choe, Seung-hoon

Phone No. : +82 31 260 0098

### 1.3. Details of Manufacturer

Company : Same as applicant

Address : Same as applicant

### 1.4. Description of EUT

Kind of Product	DIGITAL CAR AVN SYSTEM	
Model Name	FCC : ATC30SKAN IC : ATC30SKKN	
Variant Model Name	FCC : ATC40J2AN IC : ATC10J2KN	
Power Supply	DC 14.4 V	
Frequency Range	2 402 MHz ~ 2 480 MHz (Bluetooth), 2 412 MHz ~ 2 462 MHz (11b/g/n_HT20), 5 745 MHz ~ 5 825 MHz (Band 3: 11a/n_HT20, 11ac_VHT20), 5 755 MHz ~ 5 795 MHz (Band 3: 11n_HT40, 11ac_VHT40), 5 775 MHz (Band 3: 11ac_VHT80), 5 180 MHz ~ 5 240 MHz (Band 1: 11a/n_HT20, 11ac_VHT20), 5 190 MHz ~ 5 230 MHz (Band 1: 11n_HT40, 11ac_VHT40), 5 210 MHz (Band 1: 11ac_VHT80), 5 260 MHz ~ 5 320 MHz (Band 2A: 11a/n_HT20, 11ac_VHT20), 5 270 MHz ~ 5 310 MHz (Band 2A: 11n_HT40, 11ac_VHT40), 5 290 MHz (Band 2A: 11ac_VHT80), 5 500 MHz ~ 5 720 MHz (Band 2C: 11a/n_HT20, 11ac_VHT20), 5 510 MHz ~ 5 710 MHz (Band 2C: 11n_HT40, 11ac_VHT40), 5 530 MHz ~ 5 690 MHz (Band 2C: 11ac_VHT80)	
Modulation Technique	DSSS, OFDM, GFSK, $\pi/4$ DQPSK, 8DPSK	
Number of Channels	79 channel (Bluetooth), 11 channel (11b/g/n_HT20), 5 channel (Band 3: 11a/n_HT20, 11ac_VHT20), 2 channel (Band 3: 11n_HT40, 11ac_VHT40), 1 channel (Band 3: 11ac_VHT80), 4 channel (Band 1: 11a/n_HT20, 11ac_VHT20), 2 channel (Band 1: 11n_HT40, 11ac_VHT40), 1 channel (Band 1: 11ac_VHT80), 4 channel (Band 2A: 11a/n_HT20, 11ac_VHT20), 2 channel (Band 2A: 11n_HT40, 11ac_VHT40), 1 channel (Band 2A: 11ac_VHT80), 9 channel (Band 2C: 11a/n_HT20, 11ac_VHT20), 4 channel (Band 2C: 11n_HT40, 11ac_VHT40), 2 channel (Band 2C: 11ac_VHT80)	
Antenna Type	PCB pattern antenna	
Antenna Gain	Bluetooth	2 400 MHz ~ 2 4835 MHz: 0.29 dB i
	WLAN	2 400 MHz ~ 2 4835 MHz: -0.70 dB i, 5 150 MHz ~ 5 250 MHz: 3.51 dB i, 5 250 MHz ~ 5 350 MHz: 3.12 dB i, 5 470 MHz ~ 5 725 MHz: 2.28 dB i, 5 725 MHz ~ 5 850 MHz: -0.84 dB i

The results shown in this test report refer only to the sample(s) tested unless otherwise stated. This test report cannot be reproduced, except in full, without prior written permission of the Company. This test report does not assure KOLAS accreditation.

SGS Korea Co., Ltd. (Gunpo Laboratory) 4, LS-ro 182beon-gil, Gunpo-si, Gyeonggi-do, Korea, 15807 <http://www.sgsgroup.kr>

## 1.4. Declaration by the Manufacturer

- The EUT is a slave without radar detection and TPC.
- EUT is not supported TDWR(5.6 - 5.65 GHz) band.

## 1.5. Test Equipment List

Equipment	Manufacturer	Model	S/N	Cal. Date	Cal. Interval	Cal. Due
Signal Generator	Agilent	E8257D	MY51501169	Jul. 03, 2018	Annual	Jul. 03, 2019
Signal Generator	R&S	SMBV100A	255834	Jun. 15, 2018	Annual	Jun. 15, 2019
Spectrum Analyzer	R&S	FSV30	100955	Mar. 12, 2018	Annual	Mar. 12, 2019
Spectrum Analyzer	Agilent	N9020A	MY53421758	Sep. 25, 2017	Annual	Sep. 25, 2018
Spectrum Analyzer	Agilent	N9030A	US51350132	Sep. 26, 2017	Annual	Sep. 26, 2018
Power Meter	Anritsu	ML2495A	1223004	Jun. 12, 2018	Annual	Jun. 12, 2019
Power Sensor	Anritsu	MA2411B	1207272	Jun. 12, 2018	Annual	Jun. 12, 2019
Attenuator	MCLI	FAS-23-20	23834	Jun. 12, 2018	Annual	Jun. 12, 2019
Coaxial Fixed Attenuator	Agilent	8491A-006	MY39264893	Jan. 15, 2018	Annual	Jan. 15, 2019
Low Pass Filter	Mini-Circuits	NLP-1200+	V 8979400903-2	Feb. 22, 2018	Annual	Feb. 22, 2019
High Pass Filter	Wainwright Instrument GmbH	WHKX6.0/18G-10SS	51	Jun. 11, 2018	Annual	Jun. 11, 2019
High Pass Filter	Wainwright Instrument GmbH	WHNX7.5/26.5G-6SS	11	May 27, 2018	Annual	May 27, 2019
DC Power Supply	Agilent	U8002A	MY50060028	Mar. 15, 2018	Annual	Mar. 15, 2019
Preamplifier	H.P.	8447F	2944A03909	Aug. 07, 2018	Annual	Aug. 07, 2019
Preamplifier	R&S	SCU-18	10117	Aug. 07, 2018	Annual	Aug. 07, 2019
Preamplifier	MITEQ Inc.	JS44-18004000-35-8P	1546891	May 13, 2018	Annual	May 13, 2019
Loop Antenna	Schwarzbeck Mess-Elektronik	FMZB 1519	1519-039	Aug. 23, 2017	Biennial	Aug. 23, 2019
Bilog Antenna	Schwarzbeck Mess-Elektronik	VULB 9163	01126	Mar. 26, 2018	Biennial	Mar. 26, 2020
Horn Antenna	R&S	HF906	100326	Feb. 14, 2018	Biennial	Feb. 14, 2020
Horn Antenna	Schwarzbeck Mess-Elektronik	BBHA 9170	BBHA9170431	Sep. 10, 2018	Biennial	Sep. 10, 2020
Turn Table	Innco systems GmbH	DS 1200 S	N/A	N.C.R.	N/A	N.C.R.
Controller	Innco systems GmbH	CONTROLLER CO3000-4P	CO3000/963/383 30516/L	N.C.R.	N/A	N.C.R.
Antenna Mast	Innco systems GmbH	MA4640-XP-ET	MA4640/536/383 30516/L	N.C.R.	N/A	N.C.R.
Test Receiver	R&S	ESU26	100109	Feb. 07, 2018	Annual	Feb. 07, 2019
Anechoic Chamber	SY Corporation	L x W x H (9.6 m x 6.4 m x 6.6 m)	N/A	N.C.R.	N/A	N.C.R.
Coaxial Cable	SUCOFLEX	104 (3 m)	MY3258414	Jul. 04, 2018	Semi-annual	Jan. 04, 2019
Coaxial Cable	SUCOFLEX	104 (10 m)	MY3145814	Jul. 04, 2018	Semi-annual	Jan. 04, 2019
Coaxial Cable	Rosenberger	LA1-C006-1500	131014 01/20	Sep. 04, 2018	Semi-annual	Mar. 04, 2019

The results shown in this test report refer only to the sample(s) tested unless otherwise stated. This test report cannot be reproduced, except in full, without prior written permission of the Company. This test report does not assure KOLAS accreditation.

## 1.6. Summary of Test Result

The EUT has been tested according to the following specifications:

APPLIED STANDARD : FCC Part 15 Subpart E, RSS-247 Issue 2, RSS-Gen Issue 5			
Section		Test Item(s)	Result
15.205(a) 15.209(a) 15.407(b)(1) 15.407(b)(2) 15.407(b)(3) 15.407(b)(4)	RSS-Gen Issue 5 8.9 RSS-247 Issue 2 6.2.1.2 RSS-247 Issue 2 6.2.2.2 RSS-247 Issue 2 6.2.3.2 RSS-247 Issue 2 6.2.4.2	Transmitter radiated spurious emissions	Complied
15.407(a)	RSS-Gen Issue 5 6.7	26 dB Bandwidth & 99 % Bandwidth	Complied
15.407(e)	RSS-247 Issue 2 6.2.4.1	6 dB Bandwidth	Complied
15.407(a)(1) 15.407(a)(2) 15.407(a)(3)	RSS-247 Issue 2 6.2.1.1 RSS-247 Issue 2 6.2.2.1 RSS-247 Issue 2 6.2.3.1 RSS-247 Issue 2 6.2.4.1	Maximum Conducted Output Power	Complied
15.407(a)(1) 15.407(a)(2) 15.407(a)(3)	RSS-247 Issue 2 6.2.1.1 RSS-247 Issue 2 6.2.2.1 RSS-247 Issue 2 6.2.3.1 RSS-247 Issue 2 6.2.4.1	Peak Power Spectral Density	Complied

## 1.7. Test Procedure(s)

The measurement procedures described in the American National Standard of Procedures for Compliance Testing of unlicensed Wireless Devices (ANSI C63.10-2013) and the guidance provided in KDB789033 D02 v02r01 were used in the measurement of the DUT.

*The results shown in this test report refer only to the sample(s) tested unless otherwise stated. This test report cannot be reproduced, except in full, without prior written permission of the Company. This test report does not assure KOLAS accreditation.*

**SGS Korea Co., Ltd. (Gunpo Laboratory)** 4, LS-ro 182beon-gil, Gunpo-si, Gyeonggi-do, Korea, 15807 <http://www.sgsgroup.kr>

RTT5041-19(2017.07.10)(0)

Tel. +82 31 428 5700 / Fax. +82 31 427 2370

A4(210 mm x 297 mm)

## 1.8. Sample Calculation

Where relevant, the following sample calculation is provided:

### 1.8.1. Conducted Test

Offset value (dB) = Attenuator (dB) + Cable loss (dB)

### 1.8.2. Radiation Test

Field strength level (dB $\mu$ V/m) = Measured level (dB $\mu$ V) + Antenna factor (dB) + Cable loss (dB) - Amplifier gain (dB)

## 1.9. Measurement Uncertainty

Where relevant, the following measurement uncertainty levels have been estimated for tests performed on the apparatus:

Parameter	Uncertainty (dB)
Radiated Disturbance, 9 kHz to 30 MHz	± 3.59
Radiated Disturbance, below 1 GHz	± 5.88
Radiated Disturbance, above 1 GHz	± 5.94

Uncertainty figures are valid to a confidence level of 95 %.

## 1.10. Test Report Revision

Revision	Report number	Date of Issue	Description
0	F690501/RF-RTL013043	2018.09.20	Initial
1	F690501/RF-RTL013043-1	2018.10.31	Added the maximum e.i.r.p value

## 1.11. Information of Variant Model

Model Name		Description
FCC basic model	ATC30SKAN	- Basic Model
FCC variant model	ATC40J2AN	- Same to basic model, but it will be used for marketing purpose.
IC basic model	ATC30SKKN	- Basic Model
IC variant model	ATC10J2KN	- Same to basic model, but it will be used for marketing purpose.

The results shown in this test report refer only to the sample(s) tested unless otherwise stated. This test report cannot be reproduced, except in full, without prior written permission of the Company. This test report does not assure KOLAS accreditation.

SGS Korea Co., Ltd. (Gunpo Laboratory) 4, LS-ro 182beon-gil, Gunpo-si, Gyeonggi-do, Korea, 15807 <http://www.sgsgroup.kr>

RTT5041-19(2017.07.10)(0)

Tel. +82 31 428 5700 / Fax. +82 31 427 2370

A4(210 mm x 297 mm)

## 1.12. Duty Cycle of EUT

Regarding to KDB789033 D02 v02r01, B, the maximum duty cycles of all modes were investigated and set the spectrum analyzer as below.

Set RBW  $\geq$  EBW if possible; otherwise, set RBW to the largest available value, Set VBW  $\geq$  RBW.

Set detector = peak or average. The zero-span measurement method shall not be used unless both RBW and VBW are  $> 50/T$  and the number of sweep points across duration T exceeds 100.

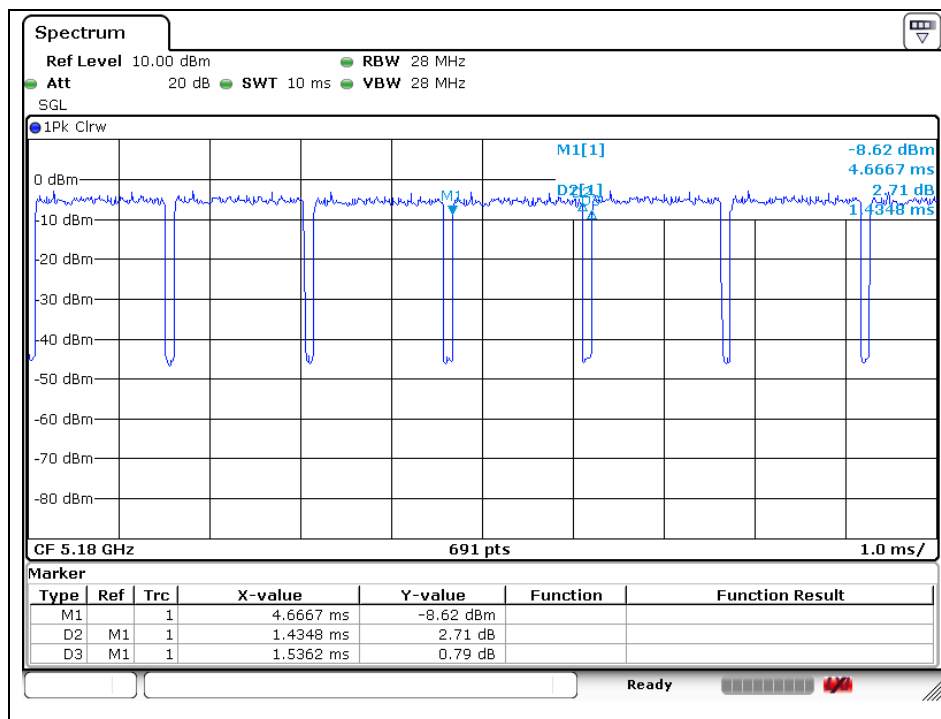
Mode	Data Rate (Mbps)	Mode	Data Rate (Mbps)	Mode	Data Rate (Mbps)	Mode	Data Rate (Mbps)
11a	6	11n_HT20	MCS0	11n_HT40	MCS0	11ac_VHT80	MCS0
Duty Cycle (%)	93	Duty Cycle (%)	93	Duty Cycle (%)	87	Duty Cycle (%)	77
Correction factor (dB)	0.32	Correction factor (dB)	0.32	Correction factor (dB)	0.60	Correction factor (dB)	1.14

### Remark;

- As measured duty cycles of EUT, all of mode and data rate keep constant period and are converted to log scale (power averaging) to compensate correction factor to result of average test items.
- Duty cycle (%) = (Tx on time / Tx on + off time) x 100
- Correction factor (dB) = 10 log (1 / Duty cycle)

### - Test plots

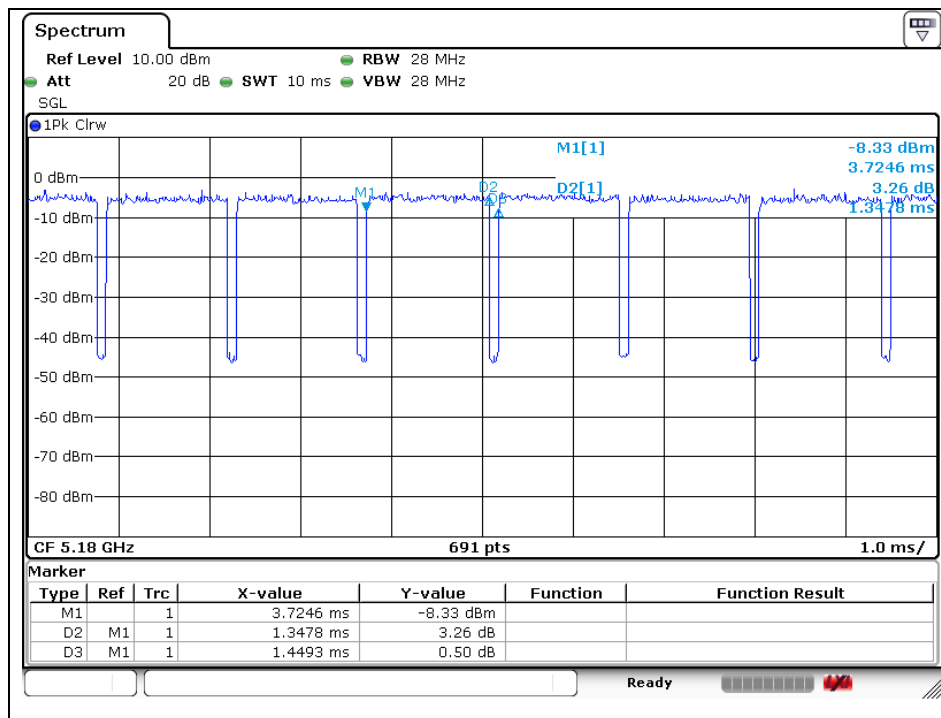
802.11a



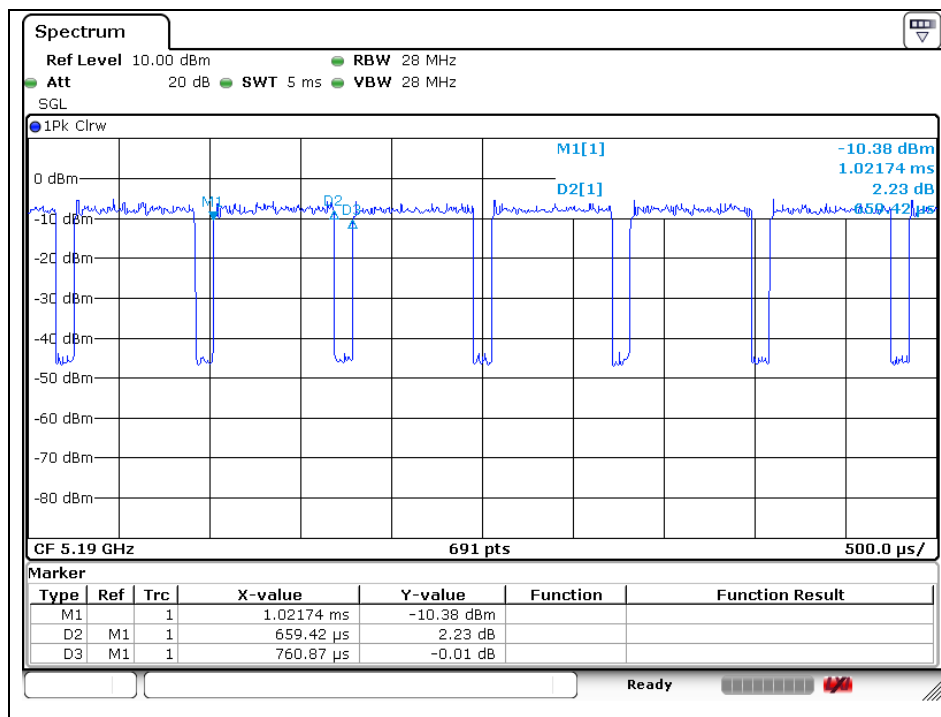
The results shown in this test report refer only to the sample(s) tested unless otherwise stated. This test report cannot be reproduced, except in full, without prior written permission of the Company. This test report does not assure KOLAS accreditation.



## 802.11n\_HT20



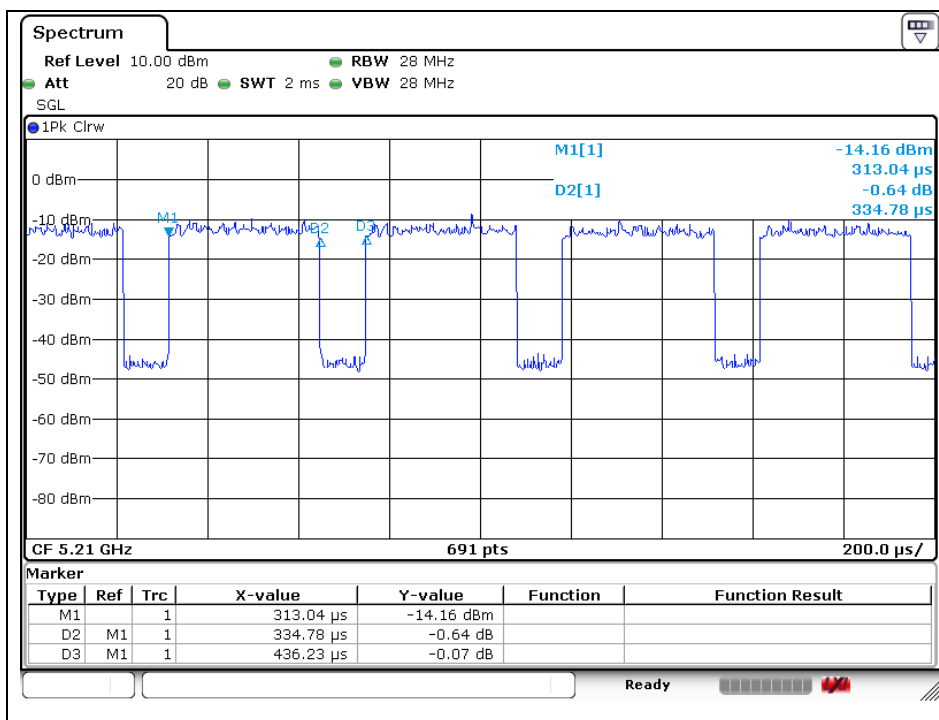
## 802.11n\_HT40



The results shown in this test report refer only to the sample(s) tested unless otherwise stated. This test report cannot be reproduced, except in full, without prior written permission of the Company. This test report does not assure KOLAS accreditation.



802.11ac\_VHT80



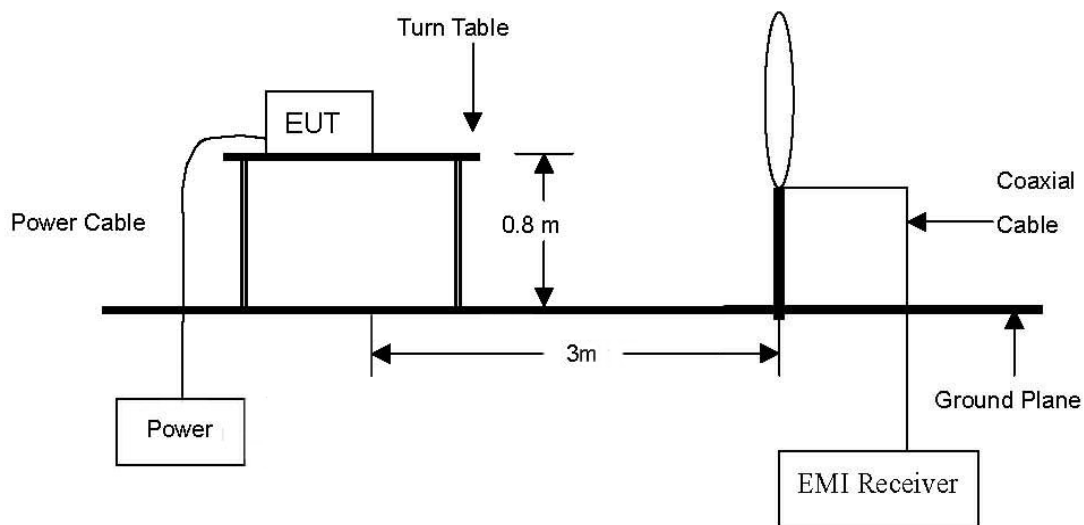
The results shown in this test report refer only to the sample(s) tested unless otherwise stated. This test report cannot be reproduced, except in full, without prior written permission of the Company. This test report does not assure KOLAS accreditation.

## 2. Transmitter Radiated Spurious Emissions

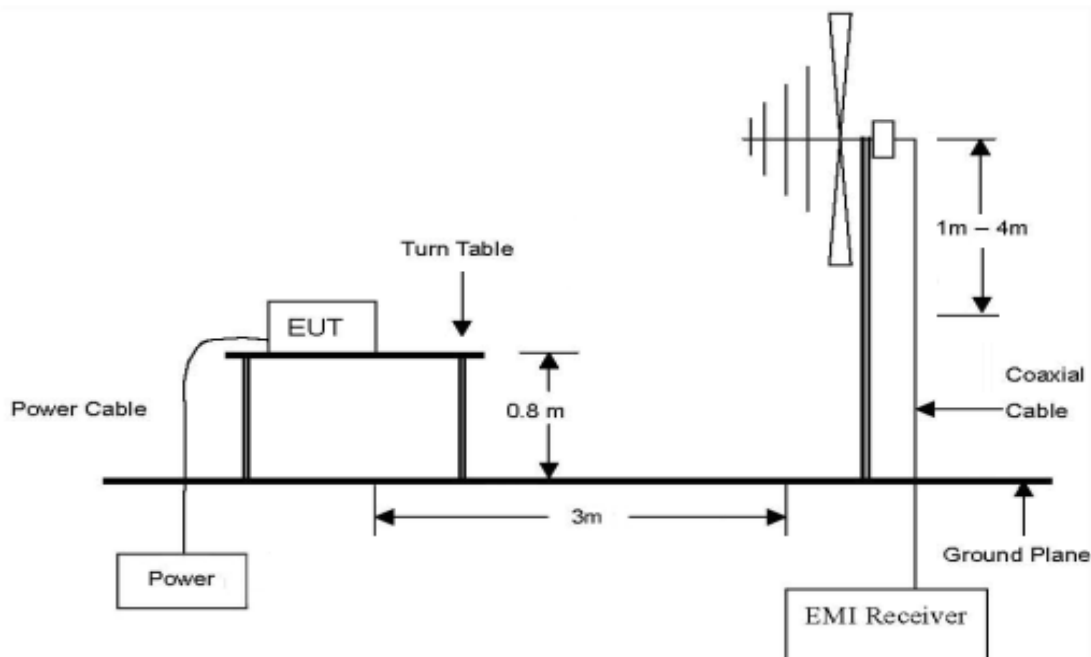
### 2.1. Test Setup

#### 2.1.1. Transmitter radiated spurious emissions

The diagram below shows the test setup that is utilized to make the measurements for emission from 9 kHz to 30 MHz emissions.



The diagram below shows the test setup that is utilized to make the measurements for emission from 30 MHz to 1 GHz emissions.



*The results shown in this test report refer only to the sample(s) tested unless otherwise stated. This test report cannot be reproduced, except in full, without prior written permission of the Company. This test report does not assure KOLAS accreditation.*

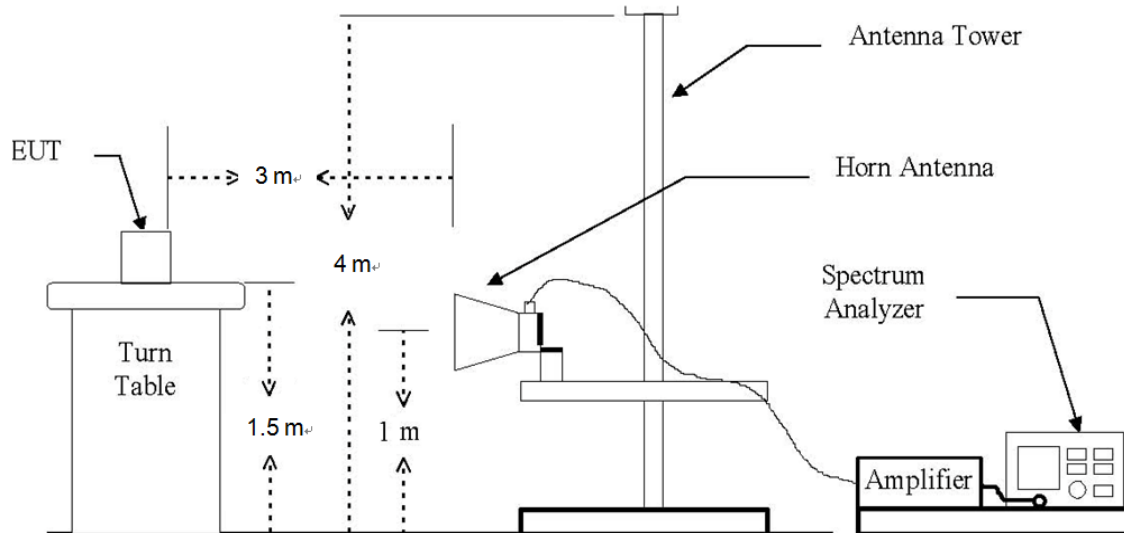
**SGS Korea Co., Ltd. (Gunpo Laboratory)** 4, LS-ro 182beon-gil, Gunpo-si, Gyeonggi-do, Korea, 15807 <http://www.sgsgroup.kr>

RTT5041-19(2017.07.10)(0)

Tel. +82 31 428 5700 / Fax. +82 31 427 2370

A4(210 mm x 297 mm)

The diagram below shows the test setup that is utilized to make the measurements for emission. The spurious emissions were investigated from 1 GHz to the 10th harmonic of the highest fundamental frequency or 40 GHz, whichever is lower.



*The results shown in this test report refer only to the sample(s) tested unless otherwise stated. This test report cannot be reproduced, except in full, without prior written permission of the Company. This test report does not assure KOLAS accreditation.*

**SGS Korea Co., Ltd. (Gunpo Laboratory)** 4, LS-ro 182beon-gil, Gunpo-si, Gyeonggi-do, Korea, 15807 <http://www.sgsgroup.kr>

RTT5041-19(2017.07.10)(0)

Tel. +82 31 428 5700 / Fax. +82 31 427 2370

A4(210 mm x 297 mm)

## 2.2. Limit

### 2.2.1. FCC

According to § 15.407(b)

(1) For transmitters operating in the 5.15-5.25 GHz band: All emissions outside of the 5.15-5.35 GHz band shall not exceed an e.i.r.p. of -27 dB m/MHz.

(2) For transmitters operating in the 5.25-5.35 GHz band: All emissions outside of the 5.15-5.35 GHz band shall not exceed an e.i.r.p. of -27 dB m/MHz.

(3) For transmitters operating in the 5.47-5.725 GHz band: All emissions outside of the 5.47-5.725 GHz band shall not exceed an e.i.r.p. of -27 dB m/MHz.

(4) For transmitters operating in the 5.725-5.85 GHz band:

(i) All emissions shall be limited to a level of -27 dB m/MHz at 75 MHz or more above or below the band edge increasing linearly to 10 dB m/MHz at 25 MHz above or below the band edge, and from 25 MHz above or below the band edge increasing linearly to a level of 15.6 dB m/MHz at 5 MHz above or below the band edge, and from 5 MHz above or below the band edge increasing linearly to a level of 27 dB m/MHz at the band edge.

According to § 15.209(a), except as provided elsewhere in this Subpart, the emissions from an intentional radiator shall not exceed the field strength levels specified in the following table:

Frequency (MHz)	Field Strength ( $\mu\text{V/m}$ )	Measurement Distance (Meters)
0.009-0.490	2 400/F(kHz)	300
0.490-1.705	24 000/F(kHz)	30
1.705-30.0	30	30
30-88	100**	3
88-216	150**	3
216-960	200**	3
Above 960	500	3

\*\* Except as provided in paragraph (g), fundamental emissions from intentional radiators operating under this section shall not be located in the frequency bands 54-72 MHz, 76-88 MHz, 174-216 MHz or 470-806 MHz. However, operation within these frequency bands is permitted under other sections of this part, e.g., §§15.231 and 15.241.

*The results shown in this test report refer only to the sample(s) tested unless otherwise stated. This test report cannot be reproduced, except in full, without prior written permission of the Company. This test report does not assure KOLAS accreditation.*

**SGS Korea Co., Ltd. (Gunpo Laboratory)** 4, LS-ro 182beon-gil, Gunpo-si, Gyeonggi-do, Korea, 15807 <http://www.sgsgroup.kr>

RTT5041-19(2017.07.10)(0)

Tel. +82 31 428 5700 / Fax. +82 31 427 2370

A4(210 mm x 297 mm)

### 2.2.2. IC

According to RSS-247 issue2,

#### 6.2.1.2 Frequency band 5 150-5 250 MHz

For transmitters with operating frequencies in the band 5 150-5 250 MHz, all emissions outside the band 5 150-5 350 MHz shall not exceed -27 dB m/MHz e.i.r.p. Any unwanted emissions that fall into the band 5 250-5 350 MHz shall be attenuated below the channel power by at least 26 dB, when measured using a resolution bandwidth between 1 and 5 % of the occupied bandwidth (i.e. 99% bandwidth), above 5 250 MHz. The 26 dB bandwidth may fall into the 5 250-5 350 MHz band; however, if the occupied bandwidth also falls within the 5 250- 5350 MHz band, the transmission is considered as intentional and the devices shall comply with all requirements in the band 5 250-5 350 MHz including implementing dynamic frequency selection (DFS) and TPC, on the portion of the emission that resides in the 5 250-5 350 MHz band.

#### 6.2.2.2 Frequency band 5 250-5 350 MHz

Devices shall comply with the following:

a) All emissions outside the band 5 250-5 350 MHz shall not exceed -27 dBm/MHz e.i.r.p.; or

b) All emissions outside the band 5 150-5 350 MHz shall not exceed -27 dBm/MHz e.i.r.p. and its power shall comply with the spectral power density for operation within the band 5 150-5 250 MHz. The device, except devices installed in vehicles, shall be labelled or include in the user manual the following text “for indoor use only.”

#### 6.2.3.2 Frequency band 5 470-5 600 MHz and 5 650-5 725 MHz

Emissions outside the band 5 470-5 725 MHz shall not exceed -27 dB m/MHz e.i.r.p. However, devices with bandwidth overlapping the band edge of 5 725 MHz can meet the emission limit of -27 dB m/MHz e.i.r.p. at 5 850 MHz instead of 5 725 MHz.

#### 6.2.4.2 Frequency band 5 725-5 850 MHz

Devices operating in the band 5 725-5 850 MHz with antenna gain greater than 10 dBi can have unwanted emissions that comply with either the limits in this section or in section 5.5 until six (6) months after the publication date of this standard for certification. Certified devices that do not comply with emission limits in this section shall not be manufactured, imported, distributed, leased, offered for sale or sold after April 1, 2018.

Devices operating in the band 5 725-5 850 MHz with antenna gain of 10 dBi or less can have unwanted emissions that comply with either the limits in this section or in section 5.5 until April 1, 2018 for certification. Certified devices that do not comply with emission limits in this section shall not be manufactured, imported, distributed, leased, offered for sale or sold after April 1, 2020.

Devices operating in the band 5 725-5 850 MHz shall have e.i.r.p. of unwanted emissions comply with the following:

a) 27 dBm/MHz at frequencies from the band edges decreasing linearly to 15.6 dBm/MHz at 5 MHz above or below the band edges;

b) 15.6 dBm/MHz at 5 MHz above or below the band edges decreasing linearly to 10 dBm/MHz at 25 MHz above or below the band edges;

c) 10 dBm/MHz at 25 MHz above or below the band edges decreasing linearly to -27 dBm/MHz at 75 MHz above or below the band edges; and

d) -27 dBm/MHz at frequencies more than 75 MHz above or below the band edges.

*The results shown in this test report refer only to the sample(s) tested unless otherwise stated. This test report cannot be reproduced, except in full, without prior written permission of the Company. This test report does not assure KOLAS accreditation.*

## 2.3. Test Procedures

Radiated spurious emissions from the EUT were measured according to the dictates in section G of KDB 789033 D02 v02r01 and ANSI C63.10-2013.

### 2.3.1. Test Procedures for emission below 30 MHz

1. The EUT was placed on the top of a rotating table 0.8 meters above the ground at a 3 meter anechoic chamber test site. The table was rotated 360 degrees to determine the position of the highest radiation.
2. Then antenna is a loop antenna is fixed at one meter above the ground to determine the maximum value of the field strength. Both parallel and perpendicular of the antenna are set to make the measurement.
3. For each suspected emission, the EUT was arranged to its worst case and then the table was turned from 0 degrees to 360 degrees to find the maximum reading.
4. The test-receiver system was set to average or quasi peak detect function and Specified Bandwidth with Maximum Hold Mode.

### 2.3.2. Test Procedures for emission from above 30 MHz

1. The EUT was placed on the top of a rotating table 0.8 meters above the ground at a 3 meter anechoic chamber test site below 1 GHz and 1.5 meter above the ground at a 3 meter anechoic chamber test site above 1 GHz. The table was rotated 360 degrees to determine the position of the highest radiation.
2. During performing radiated emission below 1 GHz, the EUT was set 3 meters away from the interference receiving antenna, which was mounted on the top of a variable-height antenna tower. During performing radiated emission above 1 GHz, the EUT was set 3 meter away from the interference-receiving antenna.
3. The antenna is a bi-log antenna, a horn antenna and its height is varied from one meter to four meters above the ground to determine the maximum value of the field strength. Both horizontal and vertical polarizations of the antenna are set to make the measurement.
4. For each suspected emission, the EUT was arranged to its worst case and then the antenna was tuned to heights from 1 meter to 4 meters and the table was turned from 0 degrees to 360 degrees to find the maximum reading.
5. The test-receiver system was set to Peak Detect Function and Specified Bandwidth with Maximum Hold Mode.
6. If the emission level of the EUT in peak mode was 10 dB lower than the limit specified, then testing could be stopped and the peak values of the EUT would be reported. Otherwise the emissions that did not have 10 dB margin would be re-tested one by one using peak, quasi-peak or average method as specified and then reported in a data sheet.

*The results shown in this test report refer only to the sample(s) tested unless otherwise stated. This test report cannot be reproduced, except in full, without prior written permission of the Company. This test report does not assure KOLAS accreditation.*

#### Note;

All data rates and modes were investigated for radiated spurious emissions. Only the radiated emissions of the configuration that produced the worst case emissions are reported in this section.

- II.G.4. Unwanted emissions measurements below 1 GHz.

Compliance shall be demonstrated using CISPR quasi-peak detection; however, peak detection is permitted as an alternative to quasi-peak detection.

- II.G.5. Unwanted maximum emissions measurements above 1 GHz.

Peak emission levels are measured by setting the analyzer as follows:

Set to RBW = 1 MHz, VBW ≥ 3 MHz, Detector = Peak, Sweep time = auto, Trace mode= Max hold.

- II.G.6. Average unwanted emissions measurements above 1 GHz.

Set to RBW = 1 MHz, VBW ≥ 3 MHz, Detector = power averaging (rms), Averaging type = power averaging (rms), Sweep time = auto, Perform a trace average of at least 100 traces. If the transmission is continuous, If the transmission is not continuous, the number of traces shall be increased by a factor of 1/x, where x is the duty cycle. For example, with 50 % duty cycle, at least 200 traces shall be averaged.

If tests are performed with the EUT transmitting at a duty cycle less than 98 %, a correction factor shall be added to the measurement results prior to comparing to the emission limit in order to compute the emission level that would have been measured had the test been performed at 100 % duty cycle. The correction factor is computed as follows:

- If power averaging (rms) mode was used in II.G.6.c)(iv), the correction factor is  $10 \log (1/x)$ , where x is the duty cycle. For example, if the transmit duty cycle was 50 %, then 3 dB must be added to the measured emission levels.

- Definition of the test orthogonal plan for EUT was described in the test setup photo.

The test orthogonal plan of EUT is **X – axis** during radiation test.

*The results shown in this test report refer only to the sample(s) tested unless otherwise stated. This test report cannot be reproduced, except in full, without prior written permission of the Company. This test report does not assure KOLAS accreditation.*

**SGS Korea Co., Ltd. (Gunpo Laboratory)** 4, LS-ro 182beon-gil, Gunpo-si, Gyeonggi-do, Korea, 15807 <http://www.sgsgroup.kr>

RTT5041-19(2017.07.10)(0)

Tel. +82 31 428 5700 / Fax. +82 31 427 2370

A4(210 mm x 297 mm)



## 2.4. Test result

Ambient temperature : (23 ± 1) °C

Relative humidity : 47 % R.H.

### 2.4.1. Radiated Spurious Emission below 1 000 MHz

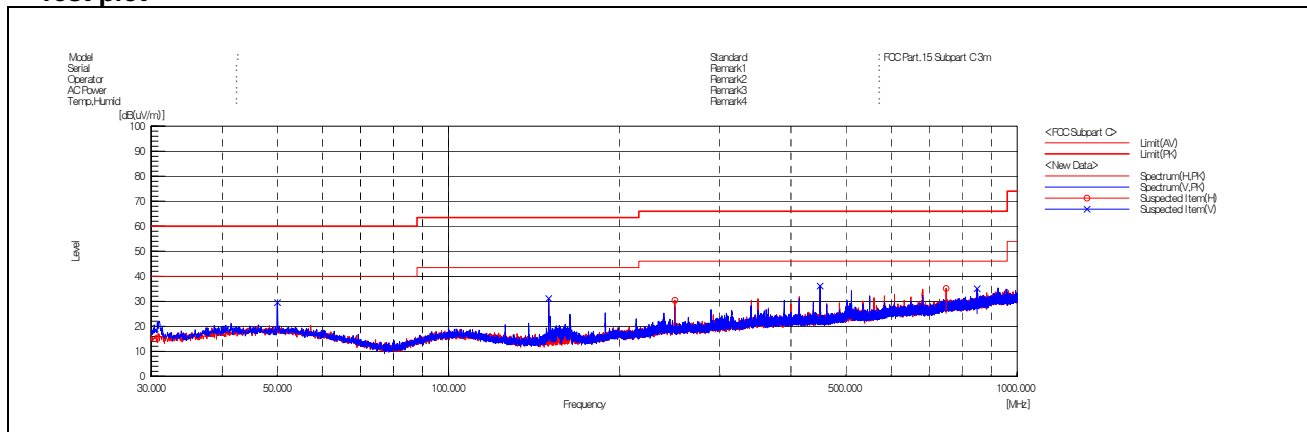
The frequency spectrum from 9 kHz to 1 000 MHz was investigated. All reading values are peak values.

Radiated Emissions			Ant.	Correction Factors		Total	Limit	
Frequency (MHz)	Reading (dBμV)	Detect Mode	Pol.	AF (dB/m)	AMP + CL (dB)	Actual (dBμV/m)	Limit (dBμV/m)	Margin (dB)
50.01	41.70	Peak	V	14.40	-26.44	29.66	40.00	10.34
150.00	48.50	Peak	V	8.20	-25.46	31.24	43.50	12.26
249.99	42.30	Peak	H	12.70	-25.31	29.69	46.00	16.31
450.01	44.70	Peak	V	16.20	-24.81	36.09	46.00	9.91
750.02	38.00	Peak	H	21.00	-23.46	35.54	46.00	10.46
850.01	36.80	Peak	V	21.60	-23.11	35.29	46.00	10.71
Above 900.00	Not detected	-	-	-	-	-	-	-

#### Remark;

- Spurious emissions for all channels and modes were investigated and almost the same below 1 GHz.
- Reported spurious emissions are in **11n (Band 2A) / MCS0 / Middle channel** as worst case among other modes.
- Radiated spurious emission measurement as below.  
(Actual = Reading + AF + AMP + CL)
- According to §15.31(o), emission levels are not report much lower than the limits by over 20 dB.

#### - Test plot



The results shown in this test report refer only to the sample(s) tested unless otherwise stated. This test report cannot be reproduced, except in full, without prior written permission of the Company. This test report does not assure KOLAS accreditation.

## 2.4.2. Radiated Spurious Emission above 1 000 MHz

### 802.11a (Band 1)\_6 Mbps

#### A. Low Channel (5 180 MHz)

Radiated Emissions			Ant.	Correction Factors				Total	Limit	
Frequency (MHz)	Reading (dBμV)	Detect Mode	Pol.	AF (dB/m)	Atten. (dB)	AMP+CL (dB)	Duty (dB)	Actual (dBμV/m)	Limit (dBμV/m)	Margin (dB)
*4 500.00	32.96	Peak	V	31.80	6.13	-34.65	-	36.24	74.00	37.76
*4 500.00	23.32	Average	V	31.80	6.13	-34.65	0.32	26.92	54.00	27.08
*5 146.52	46.38	Peak	V	33.30	6.16	-33.42	-	52.42	74.00	21.58
*5 145.79	35.70	Average	V	33.30	6.16	-33.43	0.32	42.05	54.00	11.95
*5 150.00	45.33	Peak	V	33.30	6.16	-33.42	-	51.37	74.00	22.63
*5 150.00	35.96	Average	V	33.30	6.16	-33.42	0.32	42.32	54.00	11.68

Radiated Emissions			Ant.	Correction Factors			Total	Limit	
Frequency (MHz)	Reading (dBμV)	Detect Mode	Pol.	AF (dB/m)	AMP+CL (dB)	Duty (dB)	Actual (dBμV/m)	Limit (dBμV/m)	Margin (dB)
10 359.88	43.17	Peak	V	37.40	-27.96	-	52.61	68.23	15.62
*15 541.30	43.18	Peak	V	39.70	-22.58	-	60.30	74.00	13.70
*15 533.65	27.31	Average	V	39.70	-22.59	0.32	44.74	54.00	9.26
Above 15 600.00	Not detected	-	-	-	-	-	-	-	-

#### B. Middle Channel (5 200 MHz)

Radiated Emissions			Ant.	Correction Factors			Total	Limit	
Frequency (MHz)	Reading (dBμV)	Detect Mode	Pol.	AF (dB/m)	AMP+CL (dB)	Duty (dB)	Actual (dBμV/m)	Limit (dBμV/m)	Margin (dB)
10 439.60	41.62	Peak	V	37.40	-27.86	-	51.16	68.23	17.07
*15 658.40	41.28	Peak	V	39.83	-22.43	-	58.68	74.00	15.32
*15 662.35	25.56	Average	V	39.85	-22.42	0.32	43.31	54.00	10.69
Above 15 700.00	Not detected	-	-	-	-	-	-	-	-

The results shown in this test report refer only to the sample(s) tested unless otherwise stated. This test report cannot be reproduced, except in full, without prior written permission of the Company. This test report does not assure KOLAS accreditation.

## C. High Channel (5 240 MHz)

Radiated Emissions			Ant.	Correction Factors			Total	Limit	
Frequency (MHz)	Reading (dB $\mu$ V)	Detect Mode	Pol.	AF (dB/m)	AMP+CL (dB)	Duty (dB)	Actual (dB $\mu$ V/m)	Limit (dB $\mu$ V/m)	Margin (dB)
10 480.22	39.26	Peak	V	37.40	-27.84	-	48.82	68.23	19.41
*15 721.95	42.30	Peak	V	40.04	-22.35	-	59.99	74.00	14.01
*15 717.05	26.09	Average	V	40.03	-22.35	0.32	44.09	54.00	9.91
Above 15 800.00	Not detected	-	-	-	-	-	-	-	-

The results shown in this test report refer only to the sample(s) tested unless otherwise stated. This test report cannot be reproduced, except in full, without prior written permission of the Company. This test report does not assure KOLAS accreditation.

**SGS Korea Co., Ltd. (Gunpo Laboratory)** 4, LS-ro 182beon-gil, Gunpo-si, Gyeonggi-do, Korea, 15807 <http://www.sgsgroup.kr>

RTT5041-19(2017.07.10)(0)

Tel. +82 31 428 5700 / Fax. +82 31 427 2370

A4(210 mm x 297 mm)

## 802.11a (Band 2A)\_6 Mbps

### A. Low Channel (5 260 MHz)

Radiated Emissions			Ant.	Correction Factors			Total	Limit	
Frequency (MHz)	Reading (dB $\mu$ V)	Detect Mode	Pol.	AF (dB/m)	AMP+CL (dB)	Duty (dB)	Actual (dB $\mu$ V/m)	Limit (dB $\mu$ V/m)	Margin (dB)
10 520.40	38.65	Peak	V	37.40	-27.81	-	48.24	68.23	19.99
*15 785.20	42.49	Peak	V	40.17	-22.25	-	60.41	74.00	13.59
*15.783.60	26.97	Average	V	40.17	-22.26	0.32	45.20	54.00	8.80
Above 15 800.00	Not detected	-	-	-	-	-	-	-	-

### B. Middle Channel (5 300 MHz)

Radiated Emissions			Ant.	Correction Factors			Total	Limit	
Frequency (MHz)	Reading (dB $\mu$ V)	Detect Mode	Pol.	AF (dB/m)	AMP+CL (dB)	Duty (dB)	Actual (dB $\mu$ V/m)	Limit (dB $\mu$ V/m)	Margin (dB)
*10 600.00	39.58	Peak	V	37.40	-27.72	-	49.26	74.00	24.74
*10 599.98	34.70	Average	V	37.40	-27.72	0.32	44.70	54.00	9.30
*15 897.60	41.99	Peak	V	40.10	-22.11	-	59.98	74.00	14.02
*15 900.30	26.52	Average	V	40.10	-22.10	0.32	44.84	54.00	9.16
Above 16 000.00	Not detected	-	-	-	-	-	-	-	-

### C. High Channel (5 320 MHz)

Radiated Emissions			Ant.	Correction Factors				Total	Limit	
Frequency (MHz)	Reading (dB $\mu$ V)	Detect Mode	Pol.	AF (dB/m)	Atten. (dB)	AMP+CL (dB)	Duty (dB)	Actual (dB $\mu$ V/m)	Limit (dB $\mu$ V/m)	Margin (dB)
*5 350.00	43.08	Peak	V	33.70	6.17	-33.28	-	49.67	74.00	24.33
*5 350.00	33.35	Average	V	33.70	6.17	-33.28	0.32	40.26	54.00	13.74
*5 354.80	44.57	Peak	V	33.69	6.17	-33.25	-	51.18	74.00	22.82
*5 356.88	34.09	Average	V	33.69	6.17	-33.25	0.32	41.02	54.00	12.98
*5 460.00	35.06	Peak	V	33.74	6.17	-32.75	-	42.22	74.00	31.78
*5 460.00	25.67	Average	V	33.74	6.17	-32.75	0.32	33.15	54.00	20.85

The results shown in this test report refer only to the sample(s) tested unless otherwise stated. This test report cannot be reproduced, except in full, without prior written permission of the Company. This test report does not assure KOLAS accreditation.

SGS Korea Co., Ltd. (Gunpo Laboratory) 4, LS-ro 182beon-gil, Gunpo-si, Gyeonggi-do, Korea, 15807 <http://www.sgsgroup.kr>

RTT5041-19(2017.07.10)(0)

Tel. +82 31 428 5700 / Fax. +82 31 427 2370

A4(210 mm x 297 mm)

Radiated Emissions			Ant.	Correction Factors			Total	Limit	
Frequency (MHz)	Reading (dB $\mu$ V)	Detect Mode	Pol.	AF (dB/m)	AMP+CL (dB)	Duty (dB)	Actual (dB $\mu$ V/m)	Limit (dB $\mu$ V/m)	Margin (dB)
*10 639.98	40.26	Peak	V	37.48	-27.88	-	49.86	74.00	24.14
*10 640.00	36.57	Average	V	37.48	-27.88	0.32	46.49	54.00	7.51
*15 958.40	42.10	Peak	V	40.22	-22.03	-	60.29	74.00	13.71
*15.961.80	27.21	Average	V	40.22	-22.02	0.32	45.73	54.00	8.27
Above 16 000.00	Not detected	-	-	-	-	-	-	-	-

The results shown in this test report refer only to the sample(s) tested unless otherwise stated. This test report cannot be reproduced, except in full, without prior written permission of the Company. This test report does not assure KOLAS accreditation.

**SGS Korea Co., Ltd. (Gunpo Laboratory)** 4, LS-ro 182beon-gil, Gunpo-si, Gyeonggi-do, Korea, 15807 <http://www.sgsgroup.kr>

RTT5041-19(2017.07.10)(0)

Tel. +82 31 428 5700 / Fax. +82 31 427 2370

A4(210 mm x 297 mm)

## 802.11a (Band 2C)\_6 Mbps

### A. Low Channel (5 500 MHz)

Radiated Emissions			Ant.	Correction Factors				Total	Limit	
Frequency (MHz)	Reading (dBμV)	Detect Mode	Pol.	AF (dB/m)	Atten. (dB)	AMP+CL (dB)	Duty (dB)	Actual (dBμV/m)	Limit (dBμV/m)	Margin (dB)
*5 350.00	35.78	Peak	V	33.70	6.17	-33.28	-	42.37	74.00	31.63
*5 350.00	26.01	Average	V	33.70	6.17	-33.28	0.32	32.92	54.00	21.08
*5 451.24	42.84	Peak	V	33.70	6.17	-32.71	-	50.00	74.00	24.00
*5 456.64	32.29	Average	V	33.73	6.17	-32.73	0.32	39.78	54.00	14.22
*5 460.00	42.59	Peak	V	33.74	6.17	-32.75	-	49.75	74.00	24.25
*5 460.00	32.55	Average	V	33.74	6.17	-32.75	0.32	40.03	54.00	13.97

Radiated Emissions			Ant.	Correction Factors			Total	Limit	
Frequency (MHz)	Reading (dBμV)	Detect Mode	Pol.	AF (dB/m)	AMP+CL (dB)	Duty (dB)	Actual (dBμV/m)	Limit (dBμV/m)	Margin (dB)
*11 000.02	38.77	Peak	V	38.00	-27.56	-	49.21	74.00	24.79
*10 999.96	34.40	Average	V	38.00	-27.56	0.32	45.16	54.00	8.84
16 494.40	42.16	Peak	V	41.60	-21.70	-	62.06	68.23	6.17
Above 16 500.00	Not detected	-	-	-	-	-	-	-	-

### B. Middle Channel (5 580 MHz)

Radiated Emissions			Ant.	Correction Factors			Total	Limit	
Frequency (MHz)	Reading (dBμV)	Detect Mode	Pol.	AF (dB/m)	AMP+CL (dB)	Duty (dB)	Actual (dBμV/m)	Limit (dBμV/m)	Margin (dB)
*11 159.90	40.23	Peak	V	38.00	-27.16	-	51.07	74.00	22.93
*11 160.02	36.71	Average	V	38.00	-27.16	0.32	47.87	54.00	6.13
16 741.30	42.59	Peak	V	41.67	-21.50	-	62.76	68.23	5.47
Above 16 800.00	Not detected	-	-	-	-	-	-	-	-

The results shown in this test report refer only to the sample(s) tested unless otherwise stated. This test report cannot be reproduced, except in full, without prior written permission of the Company. This test report does not assure KOLAS accreditation.

SGS Korea Co., Ltd. (Gunpo Laboratory) 4, LS-ro 182beon-gil, Gunpo-si, Gyeonggi-do, Korea, 15807 <http://www.sgsgroup.kr>

RTT5041-19(2017.07.10)(0)

Tel. +82 31 428 5700 / Fax. +82 31 427 2370

A4(210 mm x 297 mm)

## C. High Channel (5 720 MHz)

Radiated Emissions			Ant.	Correction Factors			Total	Limit	
Frequency (MHz)	Reading (dB $\mu$ V)	Detect Mode	Pol.	AF (dB/m)	AMP+CL (dB)	Duty (dB)	Actual (dB $\mu$ V/m)	Limit (dB $\mu$ V/m)	Margin (dB)
*11 439.98	38.68	Peak	V	38.28	-26.81	-	50.15	74.00	23.85
*11 439.94	34.77	Average	V	38.28	-26.81	0.32	46.56	54.00	7.44
17 158.40	36.96	Peak	V	42.22	-21.25	-	57.93	68.23	10.30
Above 17 200.00	Not detected	-	-	-	-	-	-	-	-

The results shown in this test report refer only to the sample(s) tested unless otherwise stated. This test report cannot be reproduced, except in full, without prior written permission of the Company. This test report does not assure KOLAS accreditation.

**SGS Korea Co., Ltd. (Gunpo Laboratory)** 4, LS-ro 182beon-gil, Gunpo-si, Gyeonggi-do, Korea, 15807 <http://www.sgsgroup.kr>

RTT5041-19(2017.07.10)(0)

Tel. +82 31 428 5700 / Fax. +82 31 427 2370

A4(210 mm x 297 mm)



### 802.11a (Band 3)\_6 Mbps

#### A. Low Channel (5 745 MHz)

Radiated Emissions			Ant.	Correction Factors			Total	Limit	
Frequency (MHz)	Reading (dBμV)	Detect Mode	Pol.	AF (dB/m)	AMP+CL (dB)	Duty (dB)	Actual (dBμV/m)	Limit (dBμV/m)	Margin (dB)
*11 489.92	40.33	Peak	V	38.46	-26.37	-	52.42	74.00	21.58
*11 490.06	36.84	Average	V	38.46	-26.36	0.32	49.26	54.00	4.74
17 233.20	40.46	Peak	V	42.30	-21.23	-	61.53	68.23	6.70
Above 17 300.00	Not detected	-	-	-	-	-	-	-	-

#### B. Middle Channel (5 785 MHz)

Radiated Emissions			Ant.	Correction Factors			Total	Limit	
Frequency (MHz)	Reading (dBμV)	Detect Mode	Pol.	AF (dB/m)	AMP+CL (dB)	Duty (dB)	Actual (dBμV/m)	Limit (dBμV/m)	Margin (dB)
*11 569.84	40.63	Peak	V	38.60	-26.56	-	52.67	74.00	21.33
*11 569.98	37.62	Average	V	38.60	-26.56	0.32	49.98	54.00	4.02
17 356.80	39.22	Peak	V	42.55	-21.20	-	60.57	68.23	7.66
Above 17 400.00	Not detected	-	-	-	-	-	-	-	-

#### C. High Channel (5 825 MHz)

Radiated Emissions			Ant.	Correction Factors			Total	Limit	
Frequency (MHz)	Reading (dBμV)	Detect Mode	Pol.	AF (dB/m)	AMP+CL (dB)	Duty (dB)	Actual (dBμV/m)	Limit (dBμV/m)	Margin (dB)
*11 649.94	40.82	Peak	V	38.50	-26.65	-	52.67	74.00	21.33
*11 649.94	37.74	Average	V	38.50	-26.65	0.32	49.91	54.00	4.09
17 472.00	37.89	Peak	V	43.19	-21.17	-	59.91	68.23	8.32
Above 17 500.00	Not detected	-	-	-	-	-	-	-	-

The results shown in this test report refer only to the sample(s) tested unless otherwise stated. This test report cannot be reproduced, except in full, without prior written permission of the Company. This test report does not assure KOLAS accreditation.

## 802.11n\_HT20 (Band 1)\_MCS0

### A. Low Channel (5 180 MHz)

Radiated Emissions			Ant.	Correction Factors				Total	Limit	
Frequency (MHz)	Reading (dBμV)	Detect Mode	Pol.	AF (dB/m)	Atten. (dB)	AMP+CL (dB)	Duty (dB)	Actual (dBμV/m)	Limit (dBμV/m)	Margin (dB)
*4 500.00	32.25	Peak	V	31.80	6.13	-34.65	-	35.53	74.00	38.47
*4 500.00	23.29	Average	V	31.80	6.13	-34.65	0.32	26.89	54.00	27.11
*5 147.25	47.01	Peak	V	33.30	6.16	-33.42	-	53.05	74.00	20.95
*5 147.98	36.72	Average	V	33.30	6.16	-33.42	0.32	43.08	54.00	10.92
*5 150.00	45.74	Peak	V	33.30	6.16	-33.42	-	51.78	74.00	22.22
*5 150.00	36.72	Average	V	33.30	6.16	-33.42	0.32	43.08	54.00	10.92

Radiated Emissions			Ant.	Correction Factors			Total	Limit	
Frequency (MHz)	Reading (dBμV)	Detect Mode	Pol.	AF (dB/m)	AMP+CL (dB)	Duty (dB)	Actual (dBμV/m)	Limit (dBμV/m)	Margin (dB)
10 360.00	42.66	Peak	V	37.40	-27.96	-	52.10	68.23	16.13
*15 517.05	31.99	Peak	V	39.70	-22.62	-	49.07	74.00	24.93
*15 552.65	21.45	Average	V	39.70	-22.57	0.32	38.90	54.00	15.10
Above 15 600.00	Not detected	-	-	-	-	-	-	-	-

### B. Middle Channel (5 200 MHz)

Radiated Emissions			Ant.	Correction Factors			Total	Limit	
Frequency (MHz)	Reading (dBμV)	Detect Mode	Pol.	AF (dB/m)	AMP+CL (dB)	Duty (dB)	Actual (dBμV/m)	Limit (dBμV/m)	Margin (dB)
10 439.68	41.94	Peak	V	37.40	-27.86	-	51.48	68.23	16.75
*15 657.40	43.36	Peak	V	39.83	-22.43	-	60.76	74.00	13.24
*15 657.40	25.44	Average	V	39.83	-22.43	0.32	43.16	54.00	10.84
Above 15 700.00	Not detected	-	-	-	-	-	-	-	-

The results shown in this test report refer only to the sample(s) tested unless otherwise stated. This test report cannot be reproduced, except in full, without prior written permission of the Company. This test report does not assure KOLAS accreditation.

SGS Korea Co., Ltd. (Gunpo Laboratory) 4, LS-ro 182beon-gil, Gunpo-si, Gyeonggi-do, Korea, 15807 <http://www.sgsgroup.kr>

RTT5041-19(2017.07.10)(0)

Tel. +82 31 428 5700 / Fax. +82 31 427 2370

A4(210 mm x 297 mm)

## C. High Channel (5 240 MHz)

Radiated Emissions			Ant.	Correction Factors			Total	Limit	
Frequency (MHz)	Reading (dB $\mu$ V)	Detect Mode	Pol.	AF (dB/m)	AMP+CL (dB)	Duty (dB)	Actual (dB $\mu$ V/m)	Limit (dB $\mu$ V/m)	Margin (dB)
10 480.08	39.46	Peak	V	37.40	-27.84	-	49.02	68.23	19.21
*15 717.90	42.98	Peak	V	40.04	-22.35	-	60.67	74.00	13.33
*15 721.00	26.39	Average	V	40.04	-22.35	0.32	44.40	54.00	9.60
Above 15 800.00	Not detected	-	-	-	-	-	-	-	-

The results shown in this test report refer only to the sample(s) tested unless otherwise stated. This test report cannot be reproduced, except in full, without prior written permission of the Company. This test report does not assure KOLAS accreditation.

**SGS Korea Co., Ltd. (Gunpo Laboratory)** 4, LS-ro 182beon-gil, Gunpo-si, Gyeonggi-do, Korea, 15807 <http://www.sgsgroup.kr>

RTT5041-19(2017.07.10)(0)

Tel. +82 31 428 5700 / Fax. +82 31 427 2370

A4(210 mm x 297 mm)

## 802.11n\_HT20 (Band 2A)\_MCS0

### A. Low Channel (5 260 MHz)

Radiated Emissions			Ant.	Correction Factors			Total	Limit	
Frequency (MHz)	Reading (dB $\mu$ V)	Detect Mode	Pol.	AF (dB/m)	AMP+CL (dB)	Duty (dB)	Actual (dB $\mu$ V/m)	Limit (dB $\mu$ V/m)	Margin (dB)
10 519.84	38.37	Peak	V	37.40	-27.81	-	47.96	68.23	20.27
*15 774.50	43.06	Peak	V	40.15	-22.28	-	60.93	74.00	13.07
*15 783.80	26.42	Average	V	40.17	-22.26	0.32	44.65	54.00	9.35
Above 15 800.00	Not detected	-	-	-	-	-	-	-	-

### B. Middle Channel (5 300 MHz)

Radiated Emissions			Ant.	Correction Factors			Total	Limit	
Frequency (MHz)	Reading (dB $\mu$ V)	Detect Mode	Pol.	AF (dB/m)	AMP+CL (dB)	Duty (dB)	Actual (dB $\mu$ V/m)	Limit (dB $\mu$ V/m)	Margin (dB)
*10 600.06	39.03	Peak	V	37.40	-27.72	-	48.71	74.00	25.29
*10 600.04	34.83	Average	V	37.40	-27.72	0.32	44.83	54.00	9.17
*15 897.10	41.64	Peak	V	40.10	-22.11	-	59.63	74.00	14.37
*15 895.10	26.78	Average	V	40.10	-22.11	0.32	45.09	54.00	8.91
Above 15 900.00	Not detected	-	-	-	-	-	-	-	-

### C. High Channel (5 320 MHz)

Radiated Emissions			Ant.	Correction Factors				Total	Limit	
Frequency (MHz)	Reading (dB $\mu$ V)	Detect Mode	Pol.	AF (dB/m)	Atten. (dB)	AMP+CL (dB)	Duty (dB)	Actual (dB $\mu$ V/m)	Limit (dB $\mu$ V/m)	Margin (dB)
*5 350.00	42.50	Peak	V	33.70	6.17	-33.28	-	49.09	74.00	24.91
*5 350.00	34.43	Average	V	33.70	6.17	-33.28	0.32	41.34	54.00	12.66
*5 355.92	45.81	Peak	V	33.69	6.17	-33.25	-	52.42	74.00	21.58
*5 352.56	35.15	Average	V	33.69	6.17	-33.26	0.32	42.07	54.00	11.93
*5 460.00	34.86	Peak	V	33.74	6.17	-32.75	-	42.02	74.00	31.98
*5 460.00	25.69	Average	V	33.74	6.17	-32.75	0.32	33.17	54.00	20.83

The results shown in this test report refer only to the sample(s) tested unless otherwise stated. This test report cannot be reproduced, except in full, without prior written permission of the Company. This test report does not assure KOLAS accreditation.

Radiated Emissions			Ant.	Correction Factors			Total	Limit	
Frequency (MHz)	Reading (dB $\mu$ V)	Detect Mode	Pol.	AF (dB/m)	AMP+CL (dB)	Duty (dB)	Actual (dB $\mu$ V/m)	Limit (dB $\mu$ V/m)	Margin (dB)
*10 640.04	40.99	Peak	V	37.48	-27.88	-	50.59	74.00	23.41
*10 640.02	36.56	Average	V	37.48	-27.88	0.32	46.48	54.00	7.52
*15 961.50	43.15	Peak	V	40.22	-22.02	-	61.35	74.00	12.65
*15 960.80	26.35	Average	V	40.22	-22.02	0.32	44.87	54.00	9.13
Above 16 000.00	Not detected	-	-	-	-	-	-	-	-

The results shown in this test report refer only to the sample(s) tested unless otherwise stated. This test report cannot be reproduced, except in full, without prior written permission of the Company. This test report does not assure KOLAS accreditation.

**SGS Korea Co., Ltd. (Gunpo Laboratory)** 4, LS-ro 182beon-gil, Gunpo-si, Gyeonggi-do, Korea, 15807 <http://www.sgsgroup.kr>

RTT5041-19(2017.07.10)(0)

Tel. +82 31 428 5700 / Fax. +82 31 427 2370

A4(210 mm x 297 mm)

## 802.11n\_HT20 (Band 2C)\_MCS0

### A. Low Channel (5 500 MHz)

Radiated Emissions			Ant.	Correction Factors				Total	Limit	
Frequency (MHz)	Reading (dBμV)	Detect Mode	Pol.	AF (dB/m)	Atten. (dB)	AMP+CL (dB)	Duty (dB)	Actual (dBμV/m)	Limit (dBμV/m)	Margin (dB)
*5 350.00	34.61	Peak	V	33.70	6.17	-33.28	-	41.20	74.00	32.80
*5 350.00	26.54	Average	V	33.70	6.17	-33.28	0.32	33.45	54.00	20.55
*5 456.64	43.17	Peak	V	33.73	6.17	-32.73	-	50.34	74.00	23.66
*5 457.36	32.85	Average	V	33.73	6.17	-32.74	0.32	40.33	54.00	13.67
*5 460.00	42.07	Peak	V	33.74	6.17	-32.75	-	49.23	74.00	24.77
*5 460.00	32.77	Average	V	33.74	6.17	-32.75	0.32	40.25	54.00	13.75

Radiated Emissions			Ant.	Correction Factors			Total	Limit	
Frequency (MHz)	Reading (dBμV)	Detect Mode	Pol.	AF (dB/m)	AMP+CL (dB)	Duty (dB)	Actual (dBμV/m)	Limit (dBμV/m)	Margin (dB)
*11 000.00	38.67	Peak	V	38.00	-27.56	-	49.11	74.00	24.89
*11 000.00	34.50	Average	V	38.00	-27.56	0.32	45.26	54.00	8.74
16 497.00	43.48	Peak	V	41.60	-21.70	-	63.38	68.23	4.85
Above 16 500.00	Not detected	-	-	-	-	-	-	-	-

### B. Middle Channel (5 580 MHz)

Radiated Emissions			Ant.	Correction Factors			Total	Limit	
Frequency (MHz)	Reading (dBμV)	Detect Mode	Pol.	AF (dB/m)	AMP+CL (dB)	Duty (dB)	Actual (dBμV/m)	Limit (dBμV/m)	Margin (dB)
*11 159.98	40.36	Peak	V	38.00	-27.16	-	51.20	74.00	22.80
*11 160.06	36.74	Average	V	38.00	-27.16	0.32	47.90	54.00	6.10
16 736.50	41.48	Peak	V	41.65	-21.50	-	61.63	68.23	6.60
Above 16 800.00	Not detected	-	-	-	-	-	-	-	-

The results shown in this test report refer only to the sample(s) tested unless otherwise stated. This test report cannot be reproduced, except in full, without prior written permission of the Company. This test report does not assure KOLAS accreditation.

## C. High Channel (5 720 MHz)

Radiated Emissions			Ant.	Correction Factors			Total	Limit	
Frequency (MHz)	Reading (dB $\mu$ V)	Detect Mode	Pol.	AF (dB/m)	AMP+CL (dB)	Duty (dB)	Actual (dB $\mu$ V/m)	Limit (dB $\mu$ V/m)	Margin (dB)
*11 439.96	38.22	Peak	V	38.28	-26.81	-	49.69	74.00	24.31
*11 439.98	34.72	Average	V	38.28	-26.81	0.32	46.51	54.00	7.49
17 165.20	37.76	Peak	V	42.23	-21.24	-	58.75	68.23	9.48
Above 17 200.00	Not detected	-	-	-	-	-	-	-	-

The results shown in this test report refer only to the sample(s) tested unless otherwise stated. This test report cannot be reproduced, except in full, without prior written permission of the Company. This test report does not assure KOLAS accreditation.

**SGS Korea Co., Ltd. (Gunpo Laboratory)** 4, LS-ro 182beon-gil, Gunpo-si, Gyeonggi-do, Korea, 15807 <http://www.sgsgroup.kr>

RTT5041-19(2017.07.10)(0)

Tel. +82 31 428 5700 / Fax. +82 31 427 2370

A4(210 mm x 297 mm)



### 802.11n\_HT20 (Band 3)\_MCS0

#### A. Low Channel (5 745 MHz)

Radiated Emissions			Ant.	Correction Factors			Total	Limit	
Frequency (MHz)	Reading (dBμV)	Detect Mode	Pol.	AF (dB/m)	AMP+CL (dB)	Duty (dB)	Actual (dBμV/m)	Limit (dBμV/m)	Margin (dB)
*11 489.98	40.15	Peak	V	38.46	-26.37	-	52.24	74.00	21.76
*11 489.98	36.79	Average	V	38.46	-26.37	0.32	49.20	54.00	4.80
17 233.80	39.43	Peak	V	42.30	-21.23	-	60.50	68.23	7.73
Above 17 300.00	Not detected	-	-	-	-	-	-	-	-

#### B. Middle Channel (5 785 MHz)

Radiated Emissions			Ant.	Correction Factors			Total	Limit	
Frequency (MHz)	Reading (dBμV)	Detect Mode	Pol.	AF (dB/m)	AMP+CL (dB)	Duty (dB)	Actual (dBμV/m)	Limit (dBμV/m)	Margin (dB)
*11 570.22	40.61	Peak	V	38.60	-26.56	-	52.65	74.00	21.35
*11 569.98	37.67	Average	V	38.60	-26.56	0.32	50.03	54.00	3.97
17 353.80	39.13	Peak	V	42.53	-21.19	-	60.47	68.23	7.76
Above 17 400.00	Not detected	-	-	-	-	-	-	-	-

#### C. High Channel (5 825 MHz)

Radiated Emissions			Ant.	Correction Factors			Total	Limit	
Frequency (MHz)	Reading (dBμV)	Detect Mode	Pol.	AF (dB/m)	AMP+CL (dB)	Duty (dB)	Actual (dBμV/m)	Limit (dBμV/m)	Margin (dB)
*11 650.14	40.38	Peak	V	38.50	-26.65	-	52.23	74.00	21.77
*11 650.06	37.79	Average	V	38.50	-26.65	0.32	49.96	54.00	4.04
17 479.30	38.64	Peak	V	43.22	-21.16	-	60.70	68.23	7.53
Above 17 500.00	Not detected	-	-	-	-	-	-	-	-

The results shown in this test report refer only to the sample(s) tested unless otherwise stated. This test report cannot be reproduced, except in full, without prior written permission of the Company. This test report does not assure KOLAS accreditation.

## 802.11n\_HT40 (Band 1)\_MCS0

### A. Low Channel (5 190 MHz)

Radiated Emissions			Ant.	Correction Factors				Total	Limit	
Frequency (MHz)	Reading (dBμV)	Detect Mode	Pol.	AF (dB/m)	Atten. (dB)	AMP+CL (dB)	Duty (dB)	Actual (dBμV/m)	Limit (dBμV/m)	Margin (dB)
*4 500.00	33.88	Peak	V	31.80	6.13	-34.65	-	37.16	74.00	36.84
*4 500.00	23.58	Average	V	31.80	6.13	-34.65	0.60	27.46	54.00	26.54
*5 149.27	49.38	Peak	V	33.30	6.16	-33.42	-	55.42	74.00	18.58
*5 147.78	33.91	Average	V	33.30	6.16	-33.42	0.60	40.55	54.00	13.45
*5 150.00	50.30	Peak	V	33.30	6.16	-33.42	-	56.34	74.00	17.66
*5 150.00	34.23	Average	V	33.30	6.16	-33.42	0.60	40.87	54.00	13.13

Radiated Emissions			Ant.	Correction Factors			Total	Limit	
Frequency (MHz)	Reading (dBμV)	Detect Mode	Pol.	AF (dB/m)	AMP+CL (dB)	Duty (dB)	Actual (dBμV/m)	Limit (dBμV/m)	Margin (dB)
10 379.82	41.73	Peak	V	37.40	-27.92	-	51.21	68.23	17.02
*15 561.40	39.19	Peak	V	39.70	-22.56	-	56.33	74.00	17.67
*15 562.80	24.43	Average	V	39.70	-22.56	0.60	42.17	54.00	11.83
Above 15 600.00	Not detected	-	-	-	-	-	-	-	-

### B. High Channel (5 230 MHz)

Radiated Emissions			Ant.	Correction Factors			Total	Limit	
Frequency (MHz)	Reading (dBμV)	Detect Mode	Pol.	AF (dB/m)	AMP+CL (dB)	Duty (dB)	Actual (dBμV/m)	Limit (dBμV/m)	Margin (dB)
10 459.86	39.28	Peak	V	37.40	-27.85	-	48.83	68.23	19.40
*15 703.00	38.33	Peak	V	40.01	-22.37	-	55.97	74.00	18.03
*15 702.20	23.21	Average	V	40.00	-22.37	0.60	41.44	54.00	12.56
Above 15 800.00	Not detected	-	-	-	-	-	-	-	-

The results shown in this test report refer only to the sample(s) tested unless otherwise stated. This test report cannot be reproduced, except in full, without prior written permission of the Company. This test report does not assure KOLAS accreditation.

## 802. 11n\_HT40 (Band 2A)\_MCS0

### A. Low Channel (5 270 MHz)

Radiated Emissions			Ant.	Correction Factors			Total	Limit	
Frequency (MHz)	Reading (dB $\mu$ V)	Detect Mode	Pol.	AF (dB/m)	AMP+CL (dB)	Duty (dB)	Actual (dB $\mu$ V/m)	Limit (dB $\mu$ V/m)	Margin (dB)
10 540.00	38.26	Peak	V	37.40	-27.79	-	47.87	68.23	20.36
*15 822.40	39.77	Peak	V	40.16	-22.21	-	57.72	74.00	16.28
*15 810.00	24.17	Average	V	40.18	-22.23	0.60	42.72	54.00	11.28
Above 15 900.00	Not detected	-	-	-	-	-	-	-	-

### B. High Channel (5 310 MHz)

Radiated Emissions			Ant.	Correction Factors				Total	Limit	
Frequency (MHz)	Reading (dB $\mu$ V)	Detect Mode	Pol.	AF (dB/m)	Atten. (dB)	AMP+CL (dB)	Duty (dB)	Actual (dB $\mu$ V/m)	Limit (dB $\mu$ V/m)	Margin (dB)
*5 350.00	50.08	Peak	V	33.70	6.17	-33.28	-	56.67	74.00	17.33
*5 350.00	37.36	Average	V	33.70	6.17	-33.28	0.60	44.55	54.00	9.45
*5 350.80	53.58	Peak	V	33.70	6.17	-33.27	-	60.18	74.00	13.82
*5 350.48	37.44	Average	V	33.70	6.17	-33.27	0.60	44.64	54.00	9.36
*5 460.00	39.78	Peak	V	33.74	6.17	-32.75	-	46.94	74.00	27.06
*5 460.00	29.89	Average	V	33.74	6.17	-32.75	0.60	37.65	54.00	16.35

Radiated Emissions			Ant.	Correction Factors			Total	Limit	
Frequency (MHz)	Reading (dB $\mu$ V)	Detect Mode	Pol.	AF (dB/m)	AMP+CL (dB)	Duty (dB)	Actual (dB $\mu$ V/m)	Limit (dB $\mu$ V/m)	Margin (dB)
*10 620.00	40.26	Peak	V	37.44	-27.80	-	49.90	74.00	24.10
*10 620.06	35.62	Average	V	37.44	-27.80	0.60	45.86	54.00	8.14
*15 922.80	39.82	Peak	V	40.15	-22.08	-	57.89	74.00	16.11
*15 933.00	24.36	Average	V	40.17	-22.06	0.60	43.07	54.00	10.93
Above 16 000.00	Not detected	-	-	-	-	-	-	-	-

The results shown in this test report refer only to the sample(s) tested unless otherwise stated. This test report cannot be reproduced, except in full, without prior written permission of the Company. This test report does not assure KOLAS accreditation.

## 802. 11n\_HT40 (Band 2C)\_MCS0

### A. Low Channel (5 510 MHz)

Radiated Emissions			Ant.	Correction Factors				Total	Limit	
Frequency (MHz)	Reading (dB $\mu$ V)	Detect Mode	Pol.	AF (dB/m)	Atten. (dB)	AMP+CL (dB)	Duty (dB)	Actual (dB $\mu$ V/m)	Limit (dB $\mu$ V/m)	Margin (dB)
*5 350.00	34.42	Peak	V	33.70	6.17	-33.28	-	41.01	74.00	32.99
*5 350.00	25.79	Average	V	33.70	6.17	-33.28	0.60	32.98	54.00	21.02
*5 448.90	45.05	Peak	V	33.70	6.17	-32.72	-	52.20	74.00	21.80
*5 458.44	35.01	Average	V	33.73	6.17	-32.74	0.60	42.77	54.00	11.23
*5 460.00	45.71	Peak	V	33.74	6.17	-32.75	-	52.87	74.00	21.13
*5 460.00	35.43	Average	V	33.74	6.17	-32.75	0.60	43.19	54.00	10.81

Radiated Emissions			Ant.	Correction Factors			Total	Limit	
Frequency (MHz)	Reading (dB $\mu$ V)	Detect Mode	Pol.	AF (dB/m)	AMP+CL (dB)	Duty (dB)	Actual (dB $\mu$ V/m)	Limit (dB $\mu$ V/m)	Margin (dB)
*11 020.20	38.64	Peak	V	38.00	-27.49	-	49.15	74.00	24.85
*11 019.92	34.92	Average	V	38.00	-27.49	0.60	46.03	54.00	7.97
16 522.40	41.18	Peak	V	41.56	-21.68	-	61.06	68.23	7.17
Above 16 600.00	Not detected	-	-	-	-	-	-	-	-

### B. Middle Channel (5 550 MHz)

Radiated Emissions			Ant.	Correction Factors			Total	Limit	
Frequency (MHz)	Reading (dB $\mu$ V)	Detect Mode	Pol.	AF (dB/m)	AMP+CL (dB)	Duty (dB)	Actual (dB $\mu$ V/m)	Limit (dB $\mu$ V/m)	Margin (dB)
*11 100.20	40.40	Peak	V	38.00	-27.23	-	51.17	74.00	22.83
*11 099.98	37.05	Average	V	38.00	-27.23	0.60	48.42	54.00	5.58
16 641.00	41.05	Peak	V	41.40	-21.58	-	60.87	68.23	7.36
Above 16 700.00	Not detected	-	-	-	-	-	-	-	-

The results shown in this test report refer only to the sample(s) tested unless otherwise stated. This test report cannot be reproduced, except in full, without prior written permission of the Company. This test report does not assure KOLAS accreditation.

SGS Korea Co., Ltd. (Gunpo Laboratory) 4, LS-ro 182beon-gil, Gunpo-si, Gyeonggi-do, Korea, 15807 <http://www.sgsgroup.kr>

RTT5041-19(2017.07.10)(0)

Tel. +82 31 428 5700 / Fax. +82 31 427 2370

A4(210 mm x 297 mm)

## C. High Channel (5 710 MHz)

Radiated Emissions			Ant.	Correction Factors			Total	Limit	
Frequency (MHz)	Reading (dB $\mu$ V)	Detect Mode	Pol.	AF (dB/m)	AMP+CL (dB)	Duty (dB)	Actual (dB $\mu$ V/m)	Limit (dB $\mu$ V/m)	Margin (dB)
*11 419.82	38.96	Peak	V	38.24	-26.99	-	50.21	74.00	23.79
*11 420.00	35.98	Average	V	38.24	-26.99	0.60	47.83	54.00	6.17
17 122.00	37.99	Peak	V	42.09	-21.25	-	58.83	68.23	9.40
Above 17 200.00	Not detected	-	-	-	-	-	-	-	-

The results shown in this test report refer only to the sample(s) tested unless otherwise stated. This test report cannot be reproduced, except in full, without prior written permission of the Company. This test report does not assure KOLAS accreditation.

**SGS Korea Co., Ltd. (Gunpo Laboratory)** 4, LS-ro 182beon-gil, Gunpo-si, Gyeonggi-do, Korea, 15807 <http://www.sgsgroup.kr>

RTT5041-19(2017.07.10)(0)

Tel. +82 31 428 5700 / Fax. +82 31 427 2370

A4(210 mm x 297 mm)

### 802.11n\_HT40 (Band 3)\_MCS0

#### A. Low Channel (5 755 MHz)

Radiated Emissions			Ant.	Correction Factors			Total	Limit	
Frequency (MHz)	Reading (dB $\mu$ V)	Detect Mode	Pol.	AF (dB/m)	AMP+CL (dB)	Duty (dB)	Actual (dB $\mu$ V/m)	Limit (dB $\mu$ V/m)	Margin (dB)
*11 510.10	40.65	Peak	V	38.52	-26.32	-	52.85	74.00	21.15
*11 509.98	37.63	Average	V	38.52	-26.32	0.60	50.43	54.00	3.57
17 277.80	36.64	Peak	V	42.36	-21.21	-	57.79	68.23	10.44
Above 17 300.00	Not detected	-	-	-	-	-	-	-	-

#### B. High Channel (5 795 MHz)

Radiated Emissions			Ant.	Correction Factors			Total	Limit	
Frequency (MHz)	Reading (dB $\mu$ V)	Detect Mode	Pol.	AF (dB/m)	AMP+CL (dB)	Duty (dB)	Actual (dB $\mu$ V/m)	Limit (dB $\mu$ V/m)	Margin (dB)
*11 590.04	39.57	Peak	V	38.60	-26.64	-	51.53	74.00	22.47
*11 590.02	36.70	Average	V	38.60	-26.64	0.60	49.26	54.00	4.74
17 377.00	34.69	Peak	V	42.72	-21.19	-	56.22	68.23	12.01
Above 17 400.00	Not detected	-	-	-	-	-	-	-	-

The results shown in this test report refer only to the sample(s) tested unless otherwise stated. This test report cannot be reproduced, except in full, without prior written permission of the Company. This test report does not assure KOLAS accreditation.

## 802.11ac\_VHT80 (Band 1)\_MCS0

### A. Low Channel (5 210 MHz)

Radiated Emissions			Ant.	Correction Factors				Total	Limit	
Frequency (MHz)	Reading (dBμV)	Detect Mode	Pol.	AF (dB/m)	Atten. (dB)	AMP+CL (dB)	Duty (dB)	Actual (dBμV/m)	Limit (dBμV/m)	Margin (dB)
*4 500.00	33.68	Peak	V	31.80	6.13	-34.65	-	36.96	74.00	37.04
*4 500.00	23.47	Average	V	31.80	6.13	-34.65	1.14	27.89	54.00	26.11
*5 146.38	49.38	Peak	V	33.30	6.16	-33.43	-	55.41	74.00	18.59
*5 144.01	35.27	Average	V	33.30	6.16	-33.43	1.14	42.44	54.00	11.56
*5 150.00	49.33	Peak	V	33.30	6.16	-33.42	-	55.37	74.00	18.63
*5 150.00	36.31	Average	V	33.30	6.16	-33.42	1.14	43.49	54.00	10.51

Radiated Emissions			Ant.	Correction Factors			Total	Limit	
Frequency (MHz)	Reading (dBμV)	Detect Mode	Pol.	AF (dB/m)	AMP+CL (dB)	Duty (dB)	Actual (dBμV/m)	Limit (dBμV/m)	Margin (dB)
10 419.76	40.43	Peak	V	37.40	-27.87	-	49.96	68.23	18.27
*15 605.40	33.14	Peak	V	39.71	-22.50	-	50.35	74.00	23.65
*15 647.80	21.59	Average	V	39.80	-22.44	1.14	40.09	54.00	13.91
Above 15 700.00	Not detected	-	-	-	-	-	-	-	-

The results shown in this test report refer only to the sample(s) tested unless otherwise stated. This test report cannot be reproduced, except in full, without prior written permission of the Company. This test report does not assure KOLAS accreditation.

SGS Korea Co., Ltd. (Gunpo Laboratory) 4, LS-ro 182beon-gil, Gunpo-si, Gyeonggi-do, Korea, 15807 <http://www.sgsgroup.kr>

RTT5041-19(2017.07.10)(0)

Tel. +82 31 428 5700 / Fax. +82 31 427 2370

A4(210 mm x 297 mm)



## 802.11ac\_VHT80 (Band 2A)\_MCS0

### A. Middle Channel (5 290 MHz)

Radiated Emissions			Ant.	Correction Factors				Total	Limit	
Frequency (MHz)	Reading (dB $\mu$ V)	Detect Mode	Pol.	AF (dB/m)	Atten. (dB)	AMP+CL (dB)	Duty (dB)	Actual (dB $\mu$ V/m)	Limit (dB $\mu$ V/m)	Margin (dB)
*5 350.00	50.48	Peak	V	33.70	6.17	-33.28	-	57.07	74.00	16.93
*5 350.00	38.92	Average	V	33.70	6.17	-33.28	1.14	46.65	54.00	7.35
*5 353.04	52.58	Peak	V	33.69	6.17	-33.26	-	59.18	74.00	14.82
*5 354.00	39.06	Average	V	33.69	6.17	-33.26	1.14	46.80	54.00	7.20
*5 460.00	39.45	Peak	V	33.74	6.17	-32.75	-	46.61	74.00	27.39
*5 460.00	28.84	Average	V	33.74	6.17	-32.75	1.14	37.14	54.00	16.86

Radiated Emissions			Ant.	Correction Factors			Total	Limit	
Frequency (MHz)	Reading (dB $\mu$ V)	Detect Mode	Pol.	AF (dB/m)	AMP+CL (dB)	Duty (dB)	Actual (dB $\mu$ V/m)	Limit (dB $\mu$ V/m)	Margin (dB)
10 580.08	38.64	Peak	V	37.40	-27.74	-	48.30	68.23	19.93
*15 883.60	33.28	Peak	V	40.10	-22.12	-	51.26	74.00	22.74
*15 880.40	23.00	Average	V	40.10	-22.13	1.14	42.11	54.00	11.89
Above 15 900.00	Not detected	-	-	-	-	-	-	-	-

The results shown in this test report refer only to the sample(s) tested unless otherwise stated. This test report cannot be reproduced, except in full, without prior written permission of the Company. This test report does not assure KOLAS accreditation.

SGS Korea Co., Ltd. (Gunpo Laboratory) 4, LS-ro 182beon-gil, Gunpo-si, Gyeonggi-do, Korea, 15807 <http://www.sgsgroup.kr>

RTT5041-19(2017.07.10)(0)

Tel. +82 31 428 5700 / Fax. +82 31 427 2370

A4(210 mm x 297 mm)

## 802.11ac\_VHT80 (Band 2C)\_MCS0

### A. Low Channel (5 530 MHz)

Radiated Emissions			Ant.	Correction Factors				Total	Limit	
Frequency (MHz)	Reading (dBμV)	Detect Mode	Pol.	AF (dB/m)	Atten. (dB)	AMP+CL (dB)	Duty (dB)	Actual (dBμV/m)	Limit (dBμV/m)	Margin (dB)
*5 350.00	37.66	Peak	V	33.70	6.17	-33.28	-	44.25	74.00	29.75
*5 350.00	27.71	Average	V	33.70	6.17	-33.28	1.14	35.44	54.00	18.56
*5 458.44	53.11	Peak	V	33.73	6.17	-32.74	-	60.27	74.00	13.73
*5 456.82	39.43	Average	V	33.73	6.17	-32.74	1.14	47.73	54.00	6.27
*5 460.00	50.17	Peak	V	33.74	6.17	-32.75	-	57.33	74.00	16.67
*5 460.00	39.80	Average	V	33.74	6.17	-32.75	1.14	48.10	54.00	5.90

Radiated Emissions			Ant.	Correction Factors			Total	Limit	
Frequency (MHz)	Reading (dBμV)	Detect Mode	Pol.	AF (dB/m)	AMP+CL (dB)	Duty (dB)	Actual (dBμV/m)	Limit (dBμV/m)	Margin (dB)
*11 060.10	38.76	Peak	V	38.00	-27.37	-	49.39	74.00	24.61
*11 060.10	34.32	Average	V	38.00	-27.37	1.14	46.09	54.00	7.91
16 604.80	35.27	Peak	V	41.40	-21.61	-	55.06	68.23	13.17
Above 16 700.00	Not detected	-	-	-	-	-	-	-	-

### B. High Channel (5 690 MHz)

Radiated Emissions			Ant.	Correction Factors			Total	Limit	
Frequency (MHz)	Reading (dBμV)	Detect Mode	Pol.	AF (dB/m)	AMP+CL (dB)	Duty (dB)	Actual (dBμV/m)	Limit (dBμV/m)	Margin (dB)
*11 379.95	35.38	Peak	V	38.16	-27.16	-	46.38	74.00	27.62
*11 379.97	31.61	Average	V	38.16	-27.16	1.14	43.75	54.00	10.25
17 072.00	34.58	Peak	V	41.94	-21.27	-	55.25	68.23	12.98
Above 17 100.00	Not detected	-	-	-	-	-	-	-	-

The results shown in this test report refer only to the sample(s) tested unless otherwise stated. This test report cannot be reproduced, except in full, without prior written permission of the Company. This test report does not assure KOLAS accreditation.

SGS Korea Co., Ltd. (Gunpo Laboratory) 4, LS-ro 182beon-gil, Gunpo-si, Gyeonggi-do, Korea, 15807 <http://www.sgsgroup.kr>

RTT5041-19(2017.07.10)(0)

Tel. +82 31 428 5700 / Fax. +82 31 427 2370

A4(210 mm x 297 mm)

## 802.11ac\_VHT80 (Band 3)\_MCS0

### A. Middle Channel (5 775 MHz)

Radiated Emissions			Ant.	Correction Factors			Total	Limit	
Frequency (MHz)	Reading (dBμV)	Detect Mode	Pol.	AF (dB/m)	AMP+CL (dB)	Duty (dB)	Actual (dBμV/m)	Limit (dBμV/m)	Margin (dB)
*11 549.98	40.29	Peak	V	38.60	-26.48	-	52.41	74.00	21.59
*11 550.06	37.28	Average	V	38.60	-26.48	1.14	50.54	54.00	3.46
17 299.20	31.81	Peak	V	42.40	-21.21	-	53.00	68.23	15.23
Above 17 300.00	Not detected	-	-	-	-	-	-	-	-

### Remark;

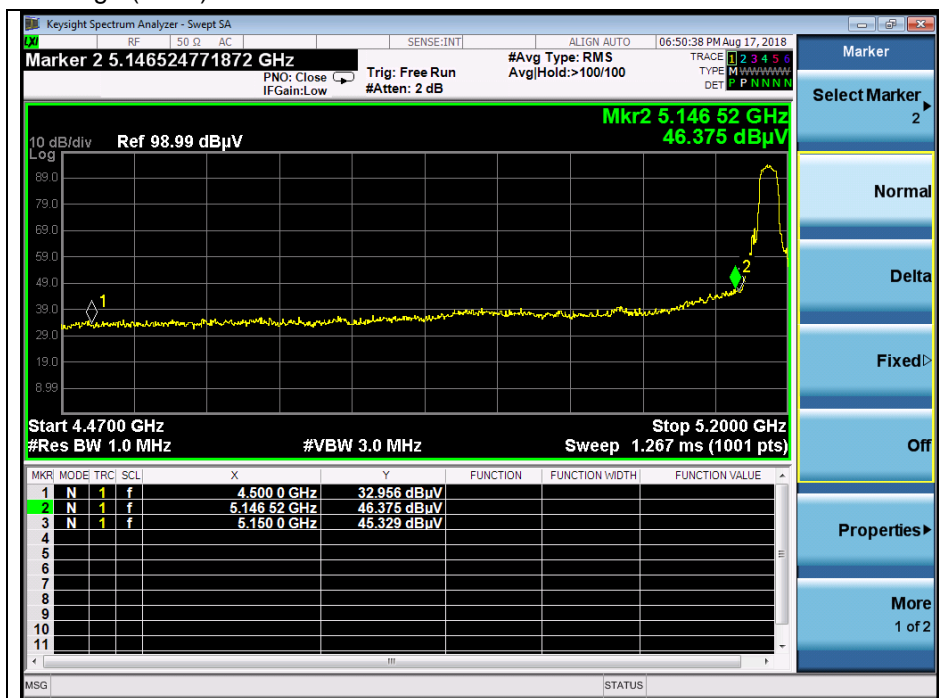
1. "\*" means the restricted band.
2. Radiated emissions measured in frequency above 1 000 MHz were made with an instrument using Peak / average detector mode if frequency was in restricted band. Otherwise the frequency was out of restricted band, only peak detector should be used.
3. Band edge measurement.  
(Actual = Reading + AF + Atten. + AMP + CL + Duty cycle)
4. Radiated spurious emission measurement.  
(Actual = Reading + AF + AMP + CL + Duty cycle)
5. If frequency was out of restricted band, the calculation method for peak limit is same as below.  
 $68.23 \text{ dB}\mu\text{V/m} = \text{EIRP} - 20 \log(d) + 104.77 = -27 - 20 \log(3) + 104.77$
6. In case of the emissions within  $\pm 75 \text{ MHz}$  from band edge of band 3, limit should be adjusted to emission mask of 15.407(4)(i).
7. According to § 15.31(o), emission levels are not reported much lower than the limits by over 20 dB.

The results shown in this test report refer only to the sample(s) tested unless otherwise stated. This test report cannot be reproduced, except in full, without prior written permission of the Company. This test report does not assure KOLAS accreditation.

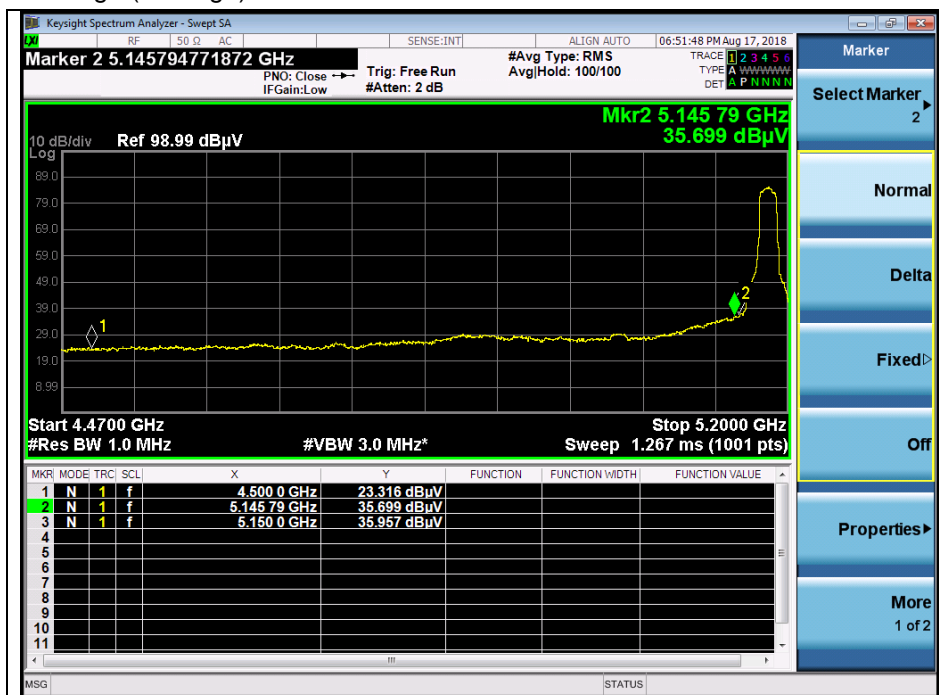
## - Test plots

### OFDM: 802.11a(6 Mbps)

#### Low channel Band edge (Peak) - Band 1



#### Low channel Band edge (Average) - Band 1



The results shown in this test report refer only to the sample(s) tested unless otherwise stated. This test report cannot be reproduced, except in full, without prior written permission of the Company. This test report does not assure KOLAS accreditation.

## High channel Band edge (Peak) - Band 2A

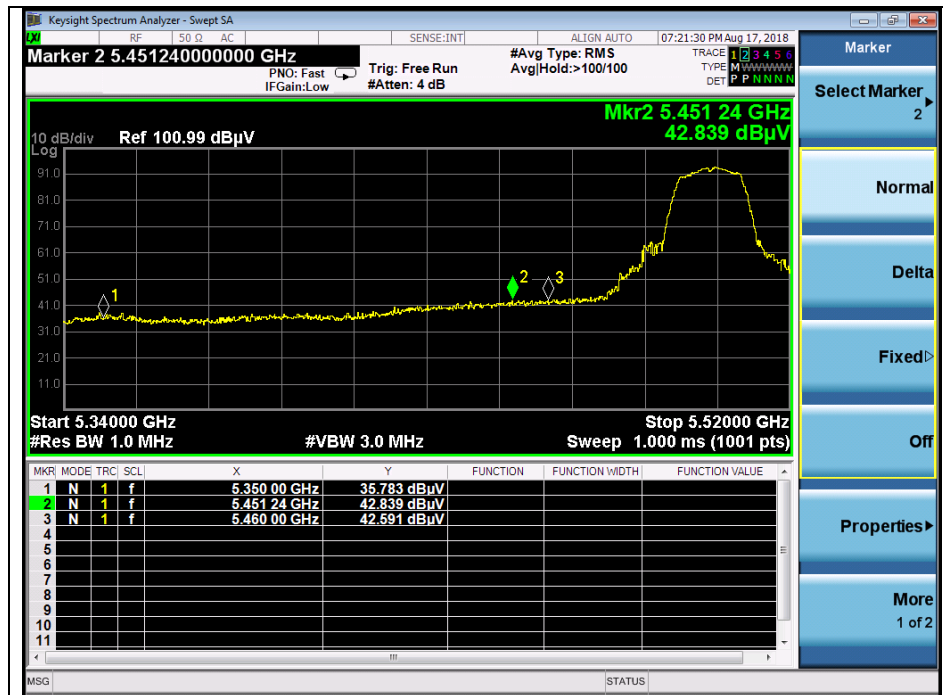


## High channel Band edge (Average) - Band 2A

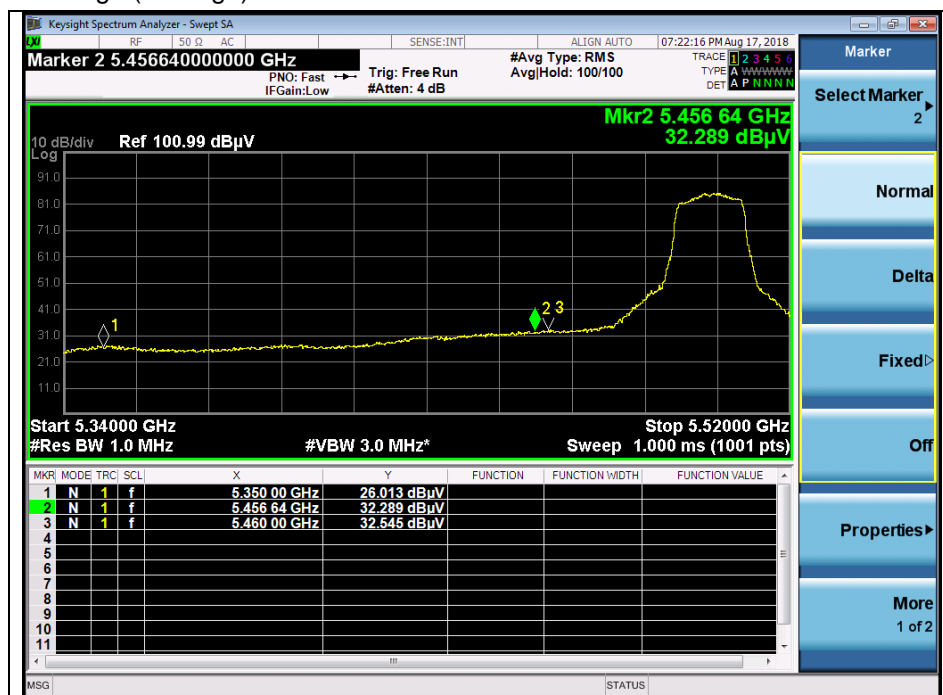


The results shown in this test report refer only to the sample(s) tested unless otherwise stated. This test report cannot be reproduced, except in full, without prior written permission of the Company. This test report does not assure KOLAS accreditation.

## Low channel Band edge (Peak) - Band 2C



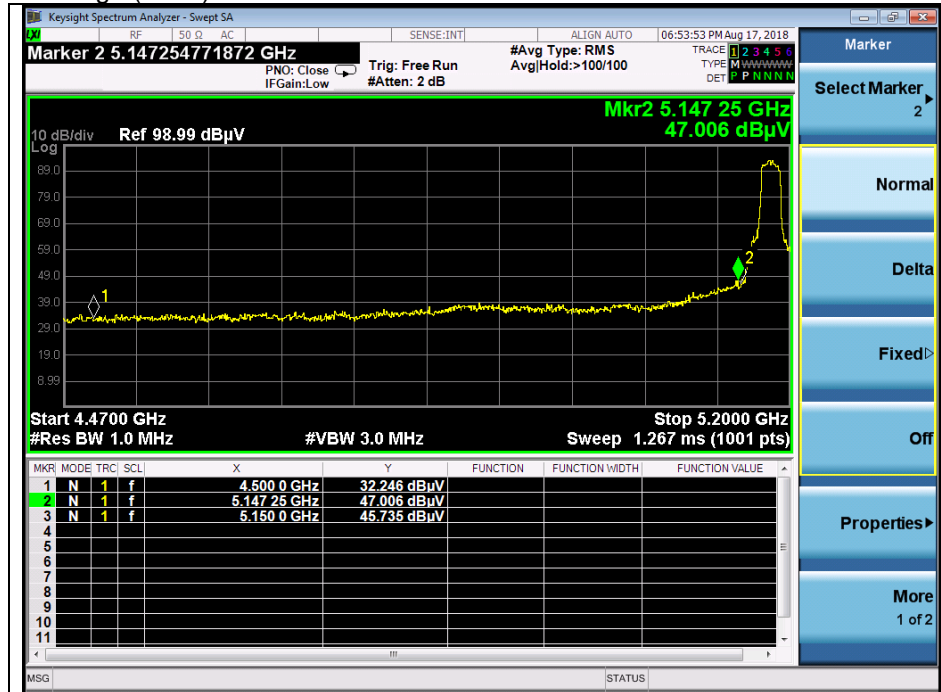
## Low channel Band edge (Average) - Band 2C



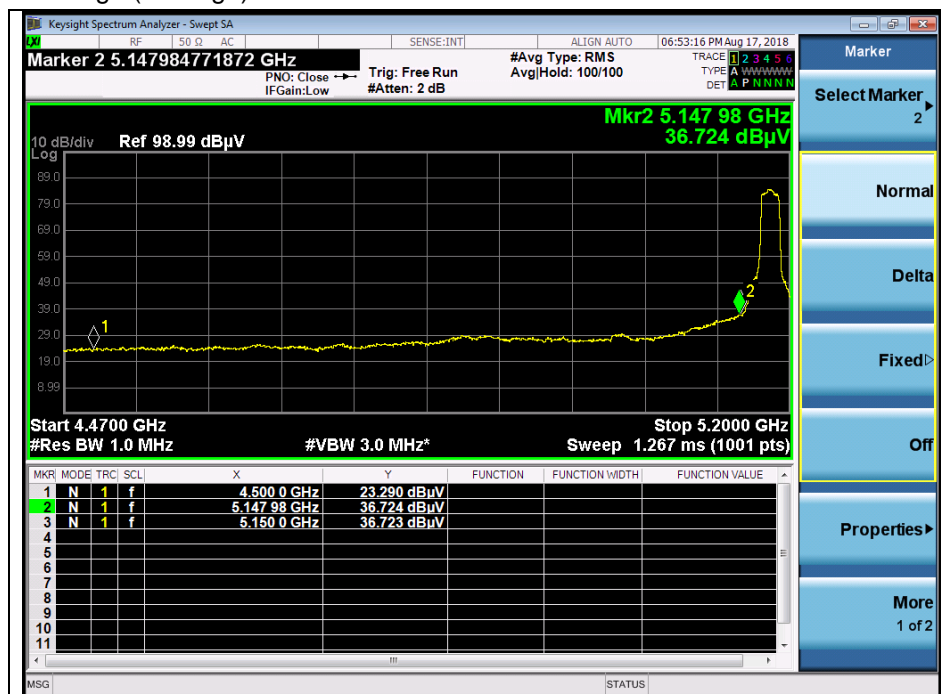
The results shown in this test report refer only to the sample(s) tested unless otherwise stated. This test report cannot be reproduced, except in full, without prior written permission of the Company. This test report does not assure KOLAS accreditation.

## OFDM: 802.11n\_HT20(MCS0)

### Low channel Band edge (Peak) - Band 1



### Low channel Band edge (Average) - Band 1



The results shown in this test report refer only to the sample(s) tested unless otherwise stated. This test report cannot be reproduced, except in full, without prior written permission of the Company. This test report does not assure KOLAS accreditation.

## High channel Band edge (Peak) - Band 2A



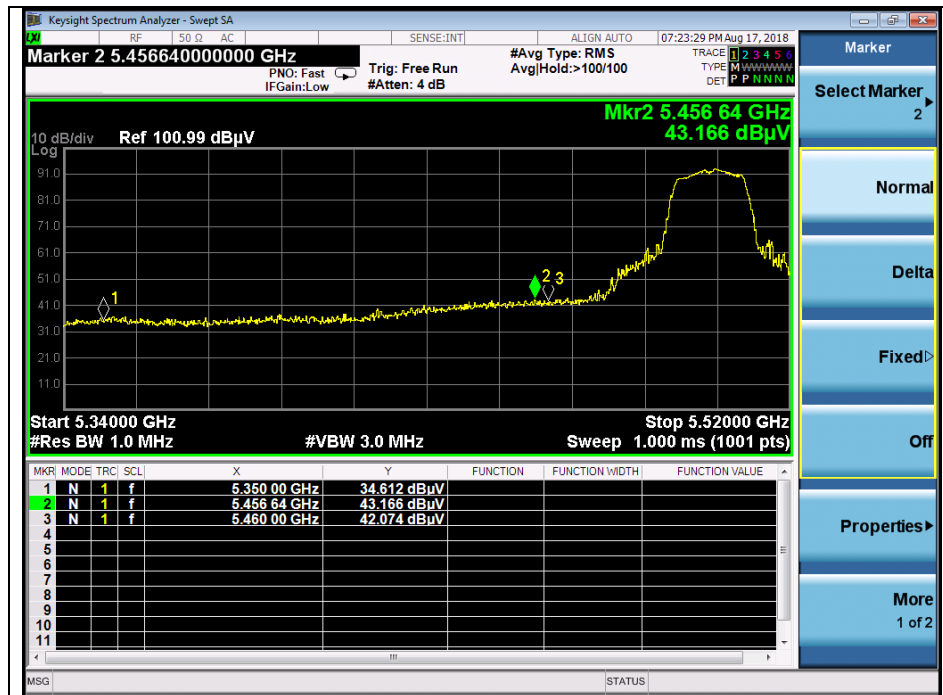
## High channel Band edge (Average) - Band 2A



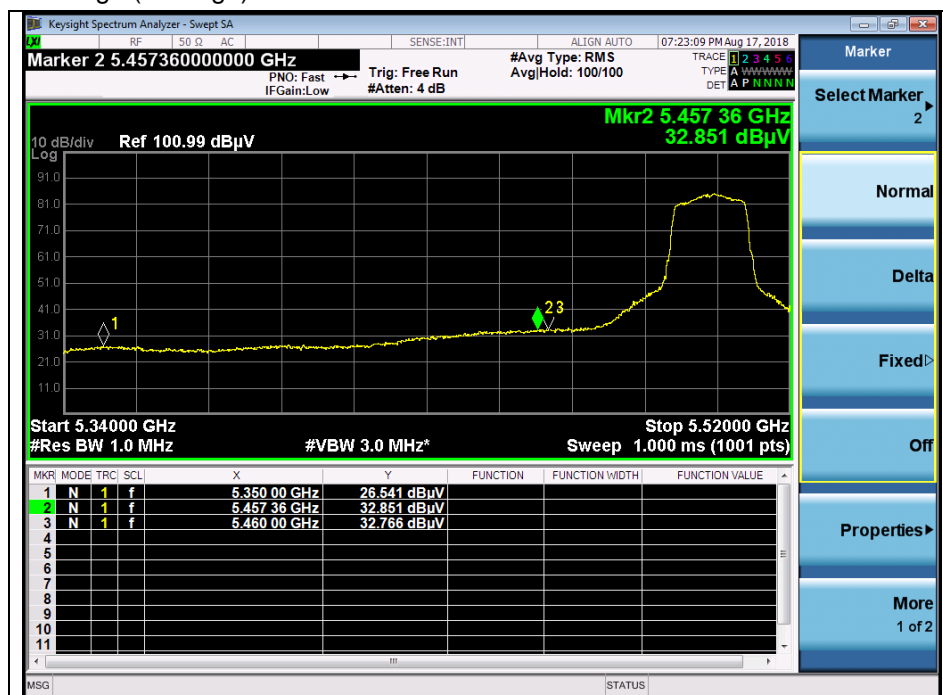
The results shown in this test report refer only to the sample(s) tested unless otherwise stated. This test report cannot be reproduced, except in full, without prior written permission of the Company. This test report does not assure KOLAS accreditation.



## Low channel Band edge (Peak) - Band 2C



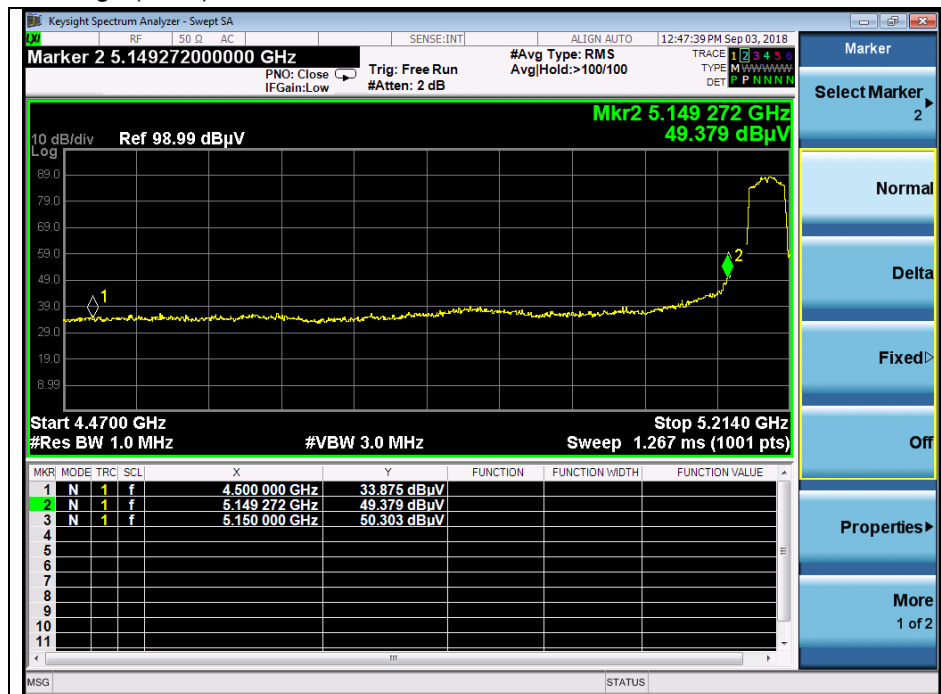
## Low channel Band edge (Average) - Band 2C



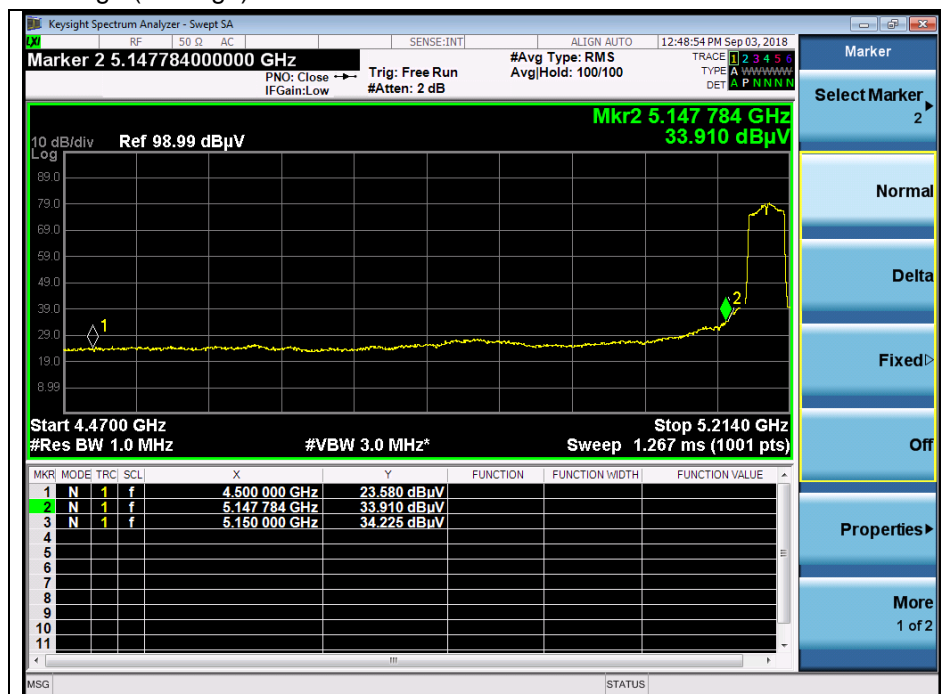
The results shown in this test report refer only to the sample(s) tested unless otherwise stated. This test report cannot be reproduced, except in full, without prior written permission of the Company. This test report does not assure KOLAS accreditation.

## OFDM: 802.11n\_HT40(MCS0)

### Low channel Band edge (Peak) - Band 1



### Low channel Band edge (Average) - Band 1

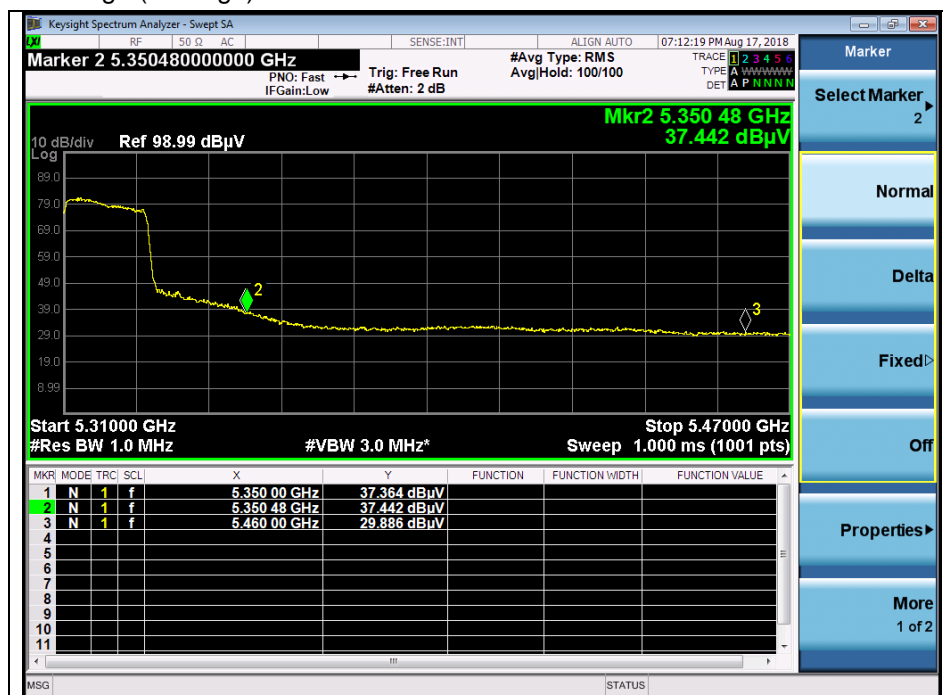


The results shown in this test report refer only to the sample(s) tested unless otherwise stated. This test report cannot be reproduced, except in full, without prior written permission of the Company. This test report does not assure KOLAS accreditation.

## High channel Band edge (Peak) - Band 2A



## High channel Band edge (Average) - Band 2A

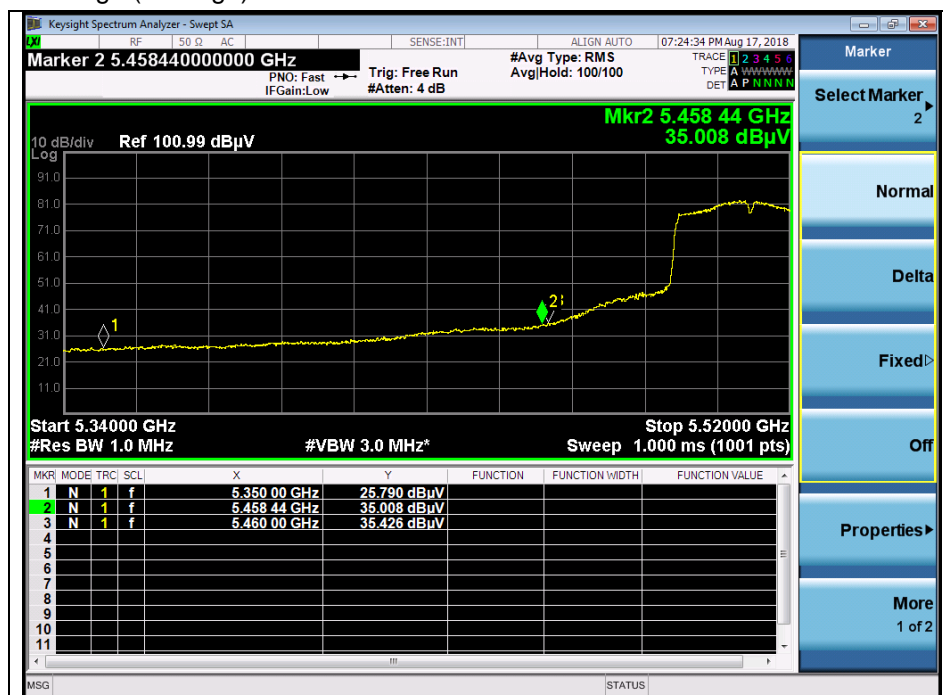


The results shown in this test report refer only to the sample(s) tested unless otherwise stated. This test report cannot be reproduced, except in full, without prior written permission of the Company. This test report does not assure KOLAS accreditation.

## Low channel Band edge (Peak) - Band 2C



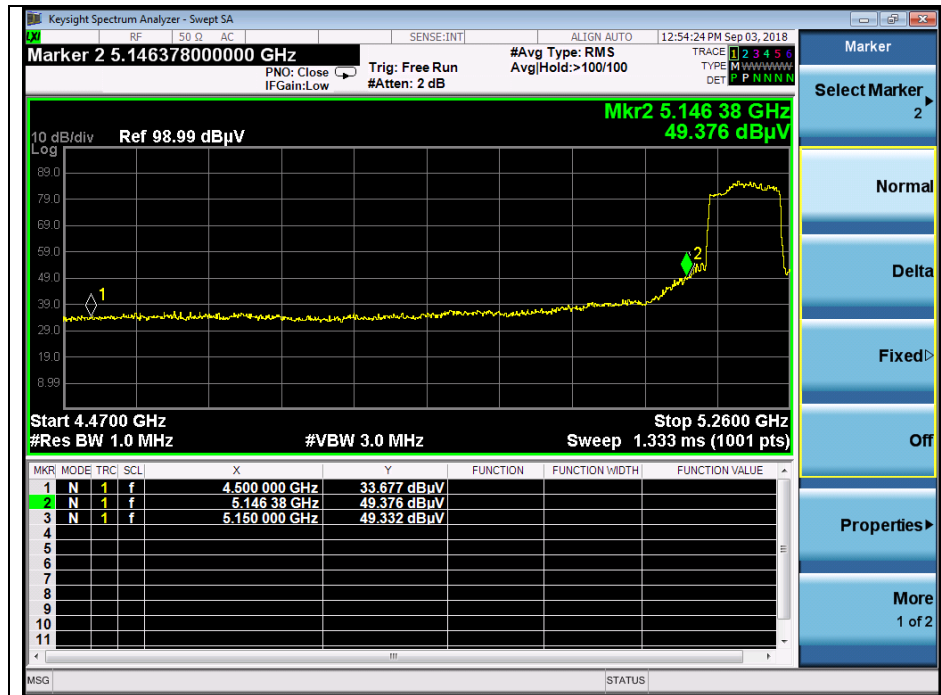
## Low channel Band edge (Average) - Band 2C



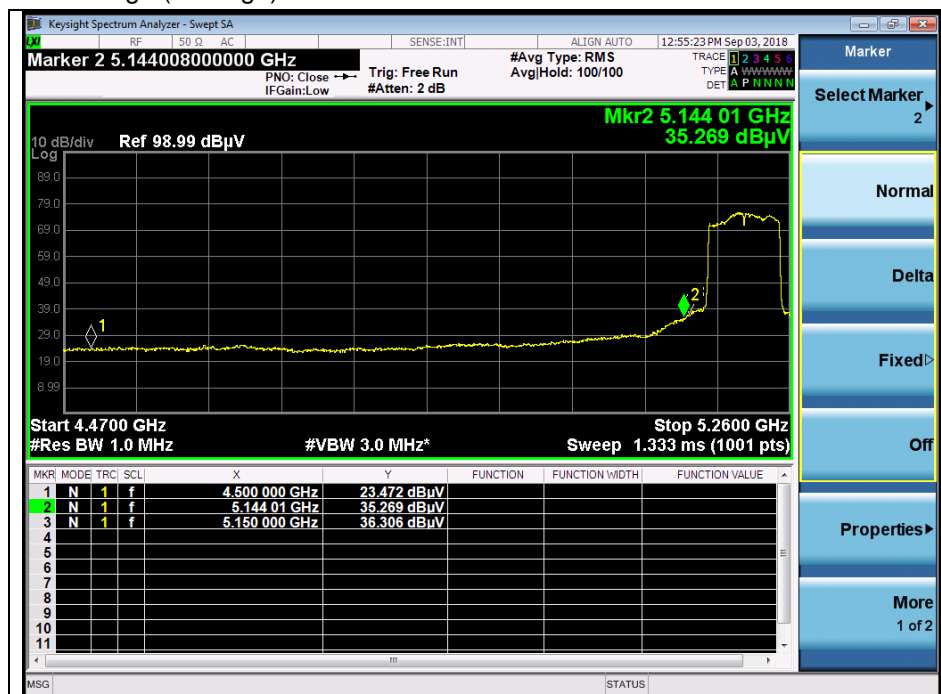
The results shown in this test report refer only to the sample(s) tested unless otherwise stated. This test report cannot be reproduced, except in full, without prior written permission of the Company. This test report does not assure KOLAS accreditation.

## OFDM: 802.11ac\_VHT80(MCS0)

### Middle channel Band edge (Peak) - Band 1



### Middle channel Band edge (Average) - Band 1

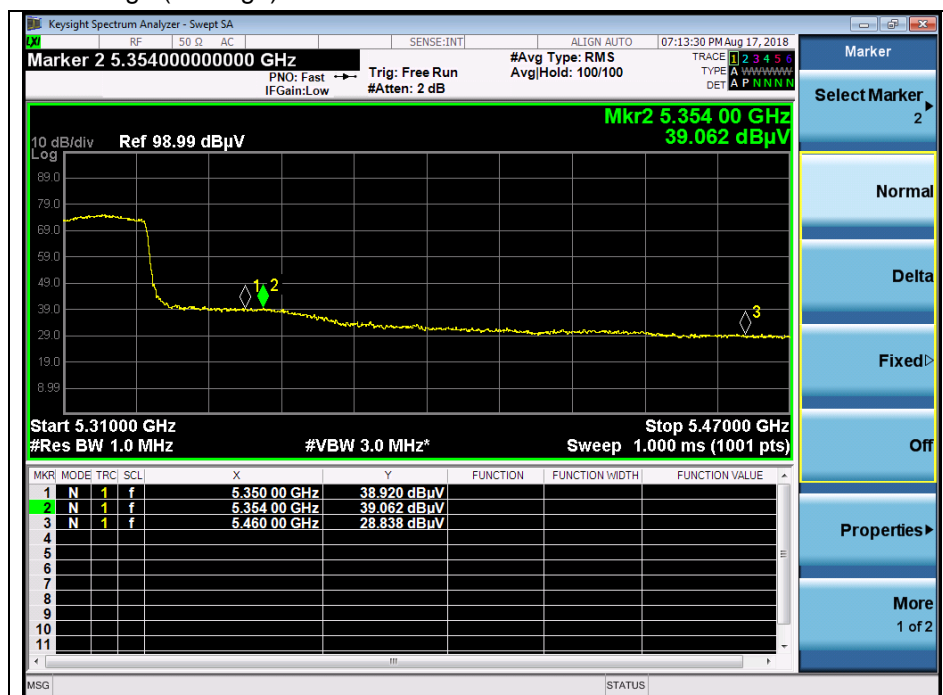


The results shown in this test report refer only to the sample(s) tested unless otherwise stated. This test report cannot be reproduced, except in full, without prior written permission of the Company. This test report does not assure KOLAS accreditation.

## Middle channel Band edge (Peak) - Band 2A

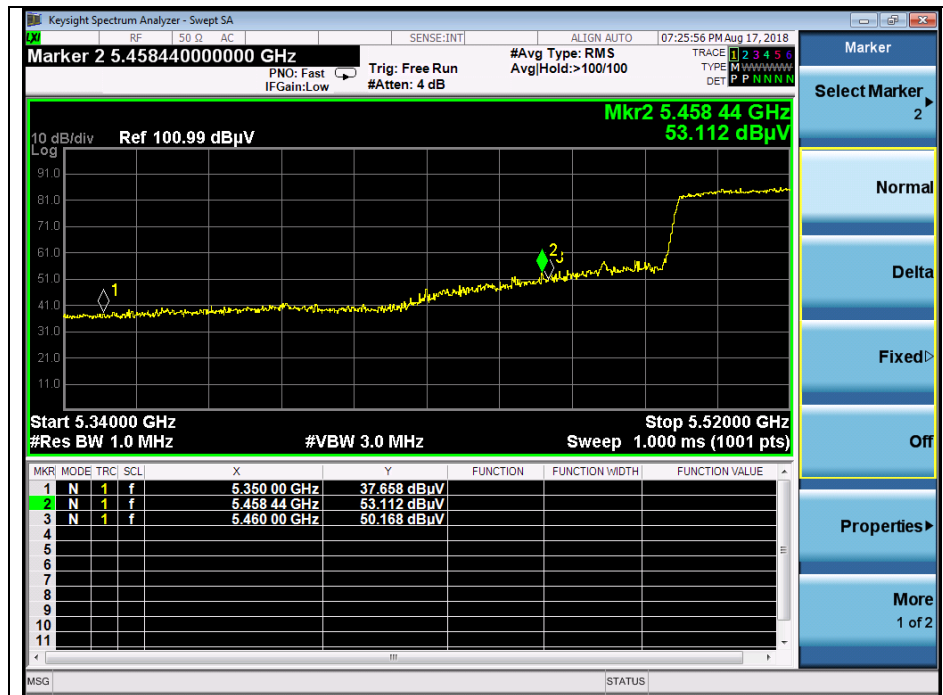


## Middle channel Band edge (Average) - Band 2A

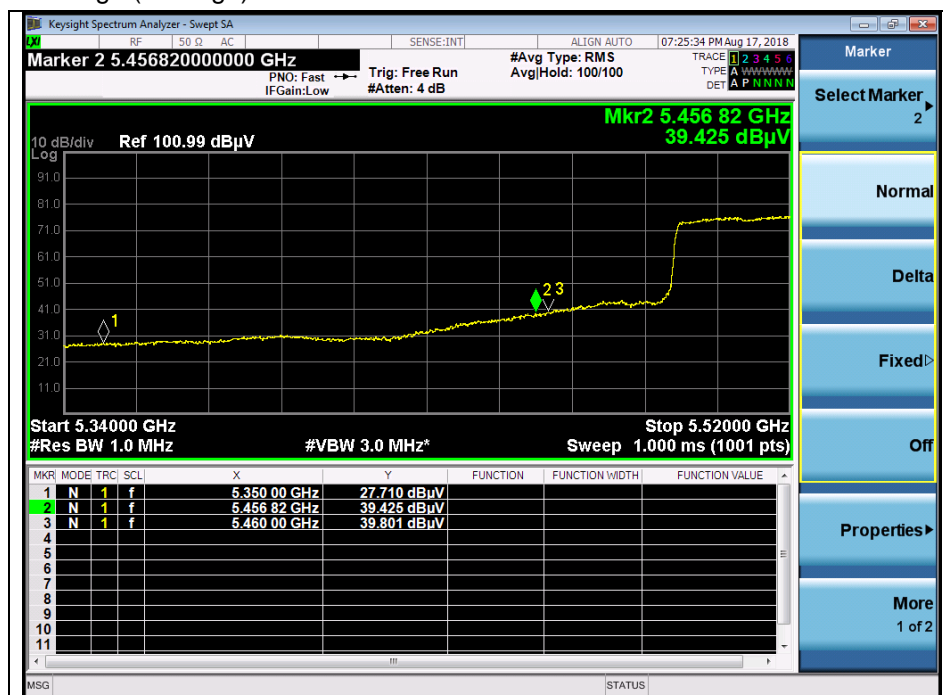


The results shown in this test report refer only to the sample(s) tested unless otherwise stated. This test report cannot be reproduced, except in full, without prior written permission of the Company. This test report does not assure KOLAS accreditation.

## Low channel Band edge (Peak) - Band 2C



## Low channel Band edge (Average) - Band 2C



The results shown in this test report refer only to the sample(s) tested unless otherwise stated. This test report cannot be reproduced, except in full, without prior written permission of the Company. This test report does not assure KOLAS accreditation.

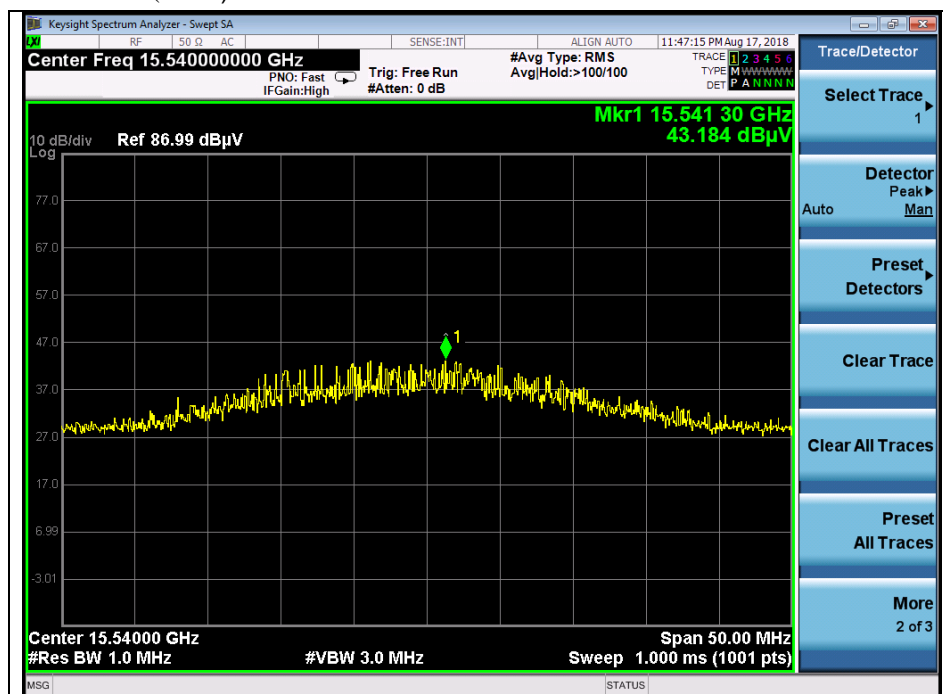


## OFDM: 802.11a(6 Mbps)

Low channel 2<sup>nd</sup> harmonic (Peak) - Band 1



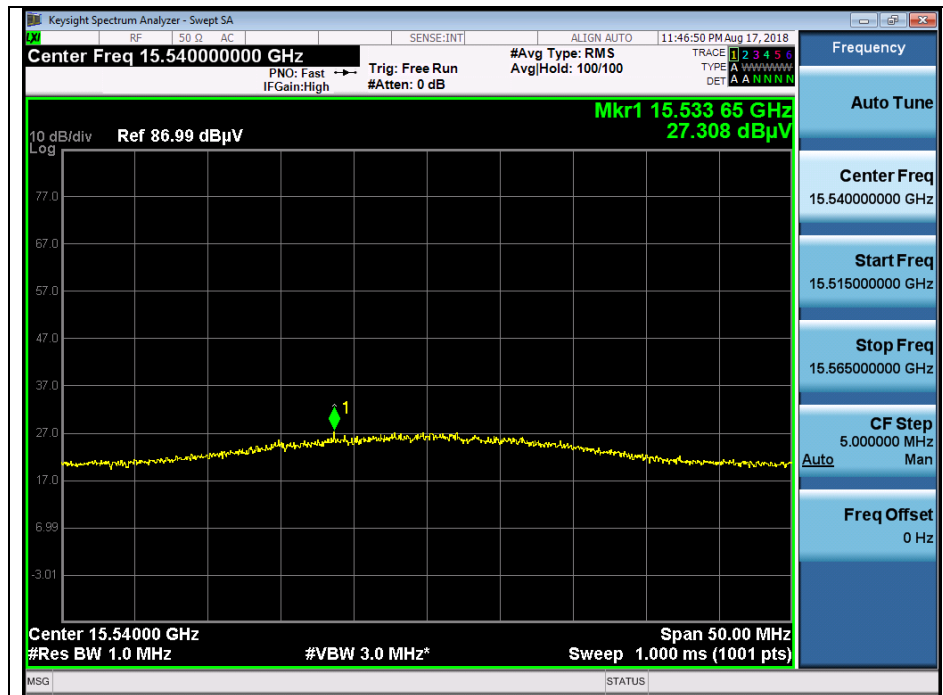
Low channel 3<sup>rd</sup> harmonic (Peak) - Band 1



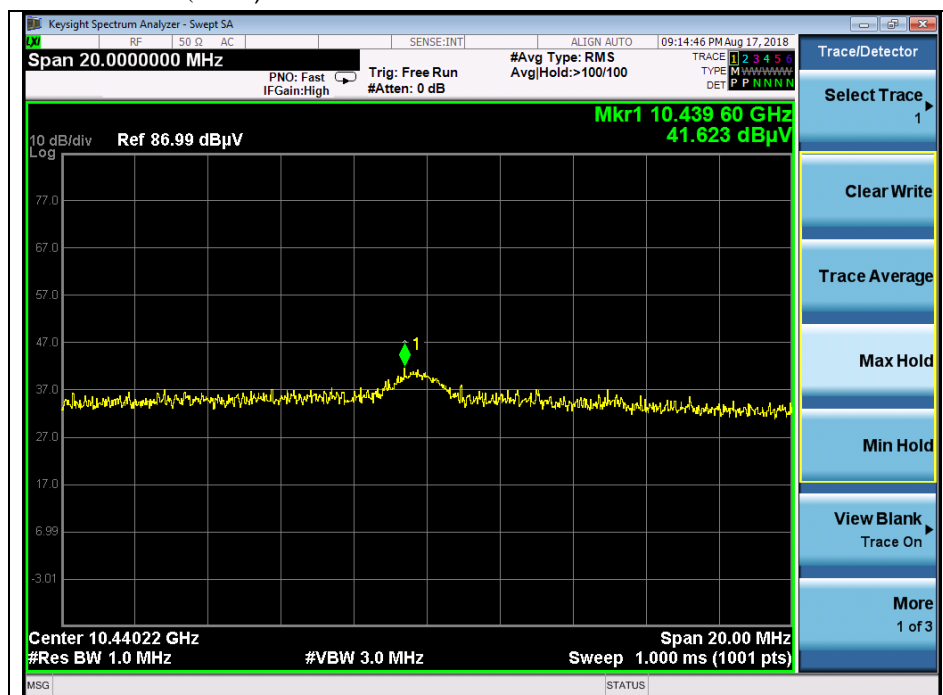
The results shown in this test report refer only to the sample(s) tested unless otherwise stated. This test report cannot be reproduced, except in full, without prior written permission of the Company. This test report does not assure KOLAS accreditation.



## Low channel 3<sup>rd</sup> harmonic (Average) - Band 1



## Middle channel 2<sup>nd</sup> harmonic (Peak) - Band 1



The results shown in this test report refer only to the sample(s) tested unless otherwise stated. This test report cannot be reproduced, except in full, without prior written permission of the Company. This test report does not assure KOLAS accreditation.

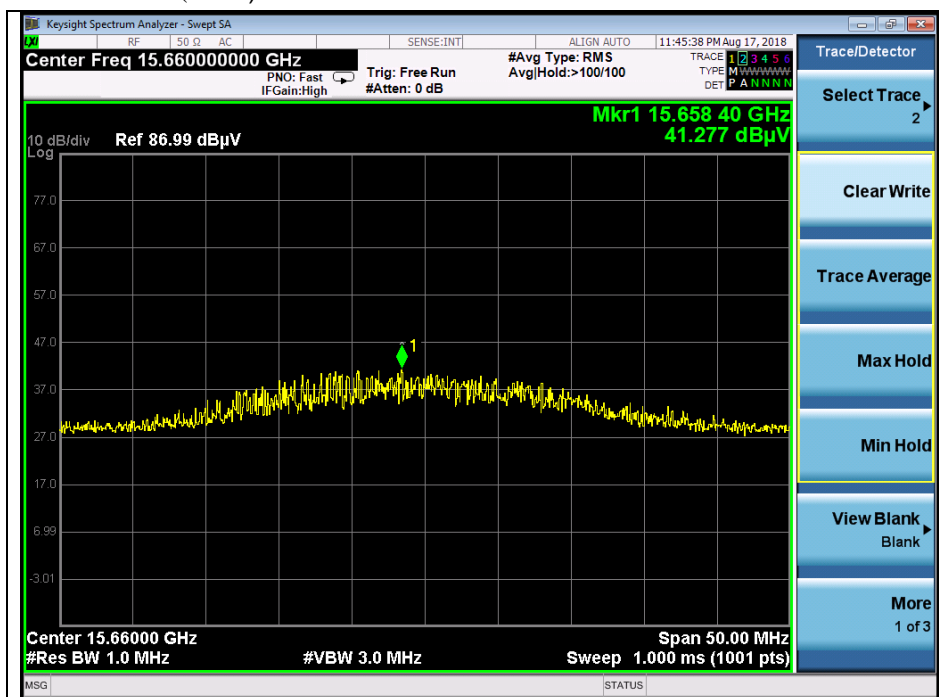
SGS Korea Co., Ltd. (Gunpo Laboratory) 4, LS-ro 182beon-gil, Gunpo-si, Gyeonggi-do, Korea, 15807 <http://www.sgsgroup.kr>

RTT5041-19(2017.07.10)(0)

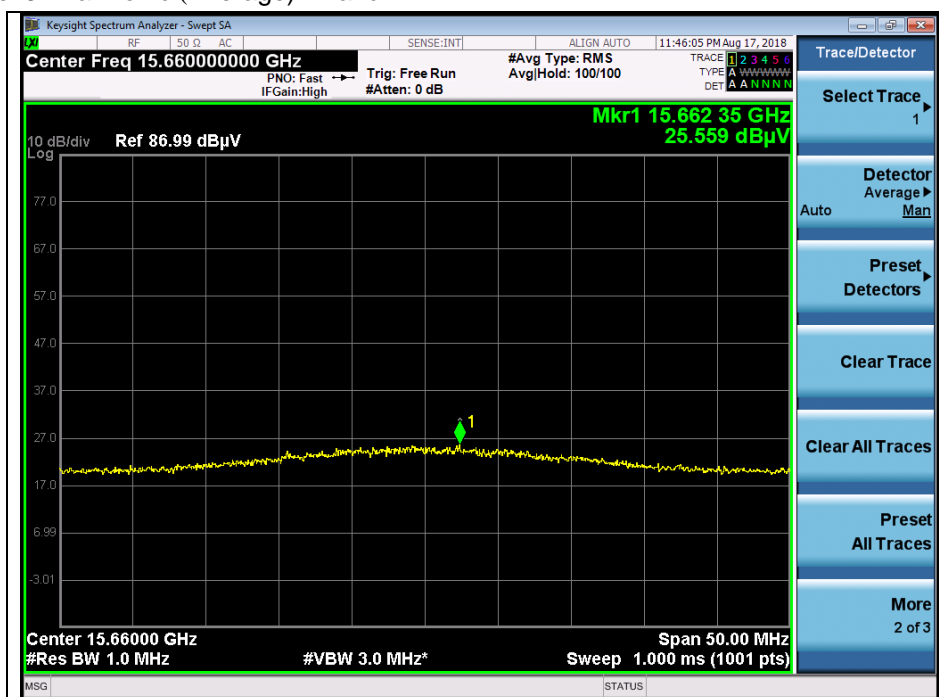
Tel. +82 31 428 5700 / Fax. +82 31 427 2370

A4(210 mm x 297 mm)

## Middle channel 3<sup>rd</sup> harmonic (Peak) - Band 1

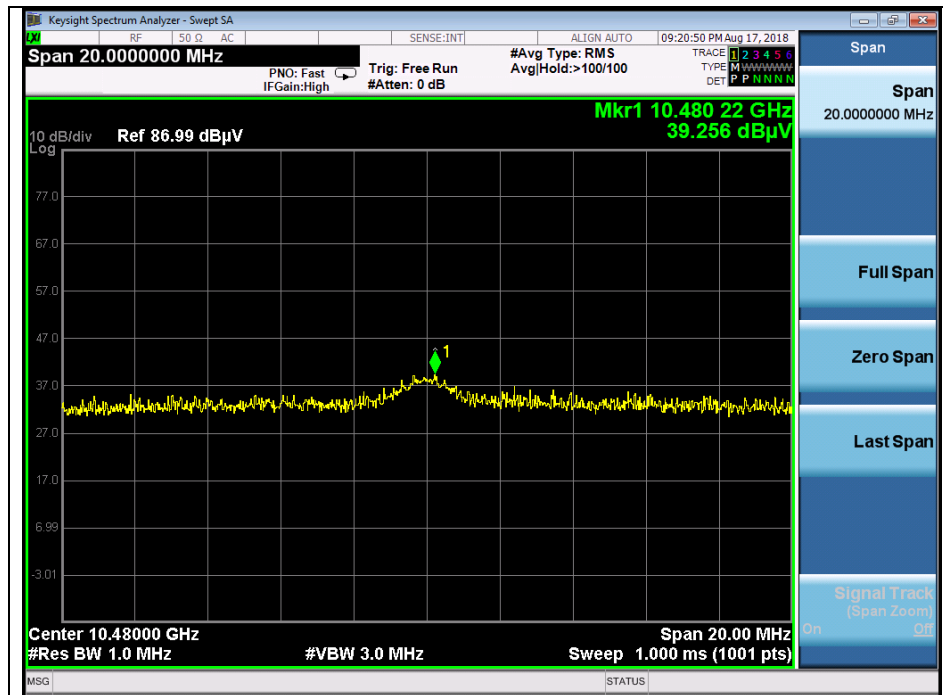


## Middle channel 3<sup>rd</sup> harmonic (Average) - Band 1

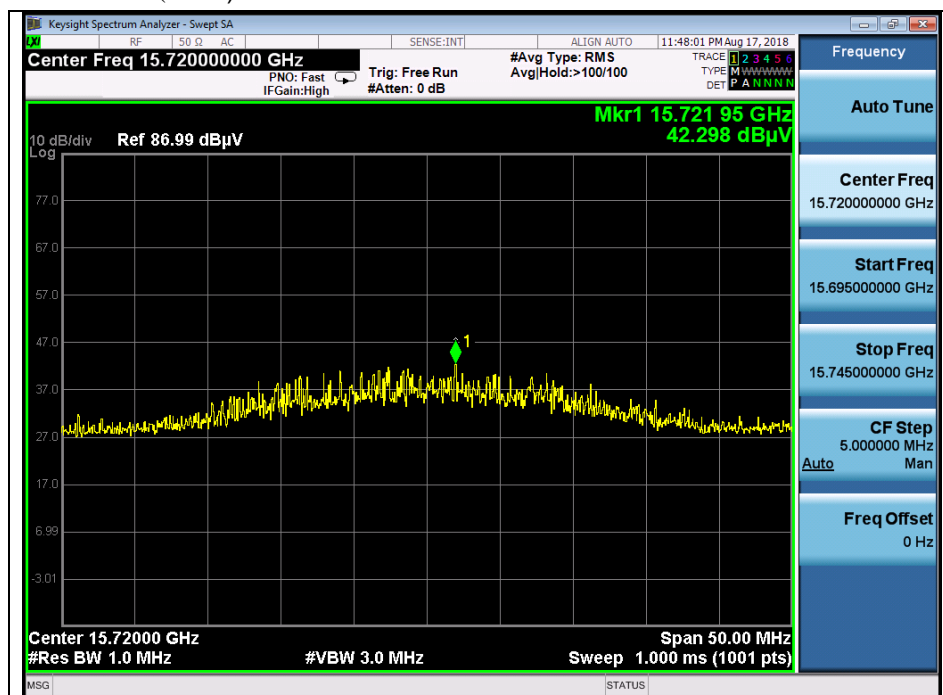


The results shown in this test report refer only to the sample(s) tested unless otherwise stated. This test report cannot be reproduced, except in full, without prior written permission of the Company. This test report does not assure KOLAS accreditation.

## High channel 2<sup>nd</sup> harmonic (Peak) - Band 1



## High channel 3<sup>rd</sup> harmonic (Peak) - Band 1



The results shown in this test report refer only to the sample(s) tested unless otherwise stated. This test report cannot be reproduced, except in full, without prior written permission of the Company. This test report does not assure KOLAS accreditation.

SGS Korea Co., Ltd. (Gunpo Laboratory) 4, LS-ro 182beon-gil, Gunpo-si, Gyeonggi-do, Korea, 15807 <http://www.sgsgroup.kr>

RTT5041-19(2017.07.10)(0)

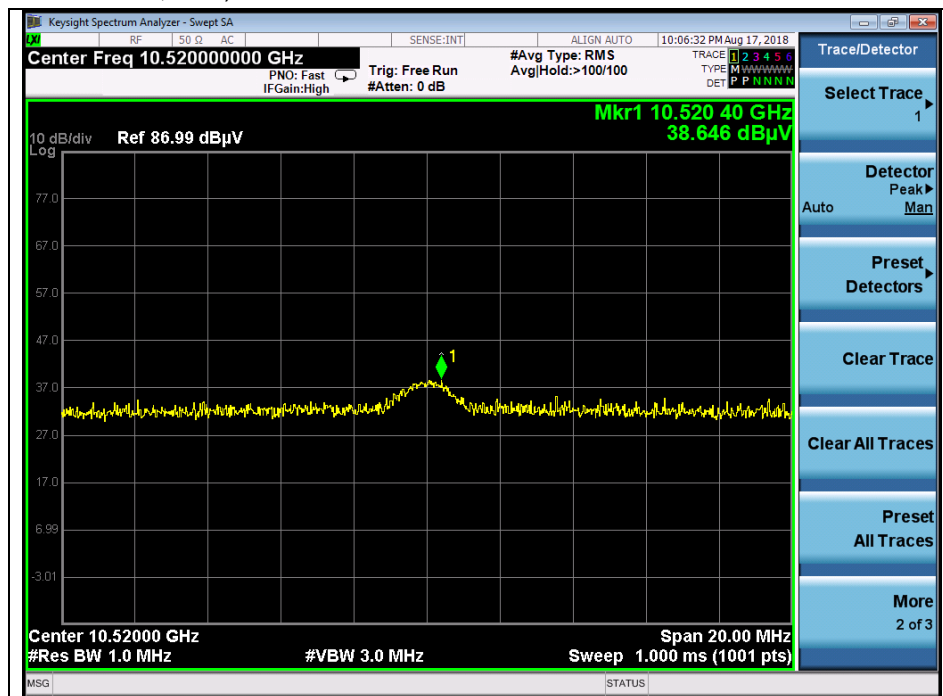
Tel. +82 31 428 5700 / Fax. +82 31 427 2370

A4(210 mm x 297 mm)

## High channel 3<sup>rd</sup> harmonic (Average) - Band 1

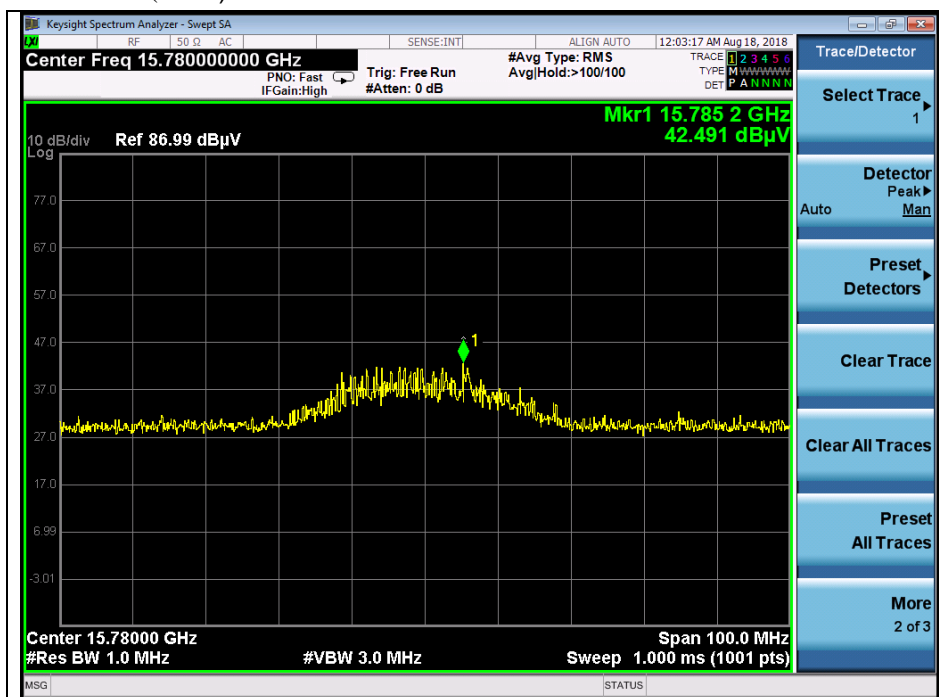


## Low channel 2<sup>nd</sup> harmonic (Peak) - Band 2A

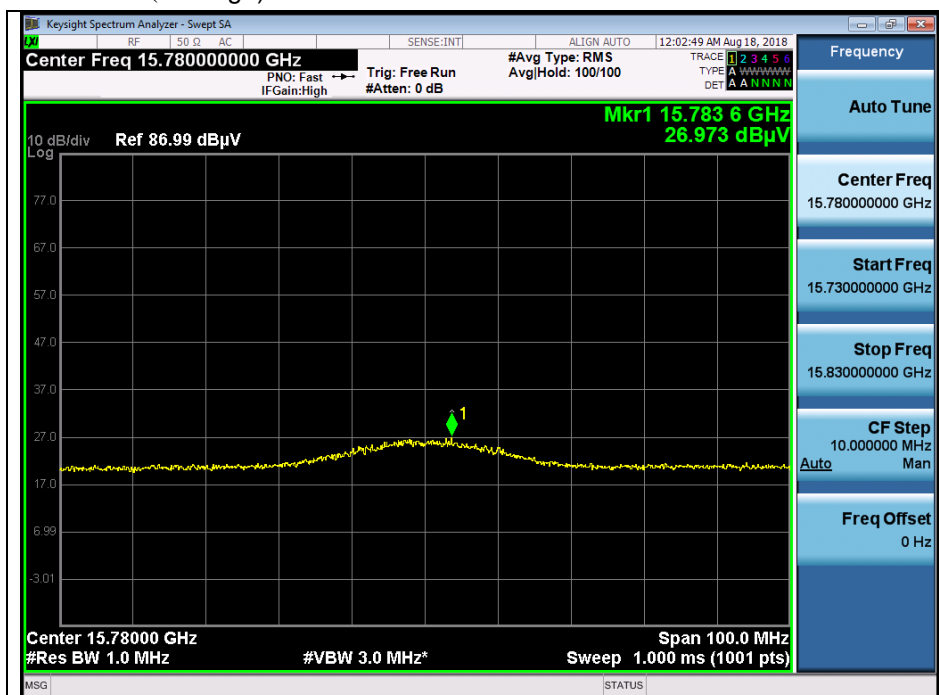


The results shown in this test report refer only to the sample(s) tested unless otherwise stated. This test report cannot be reproduced, except in full, without prior written permission of the Company. This test report does not assure KOLAS accreditation.

## Low channel 3<sup>rd</sup> harmonic (Peak) - Band 2A

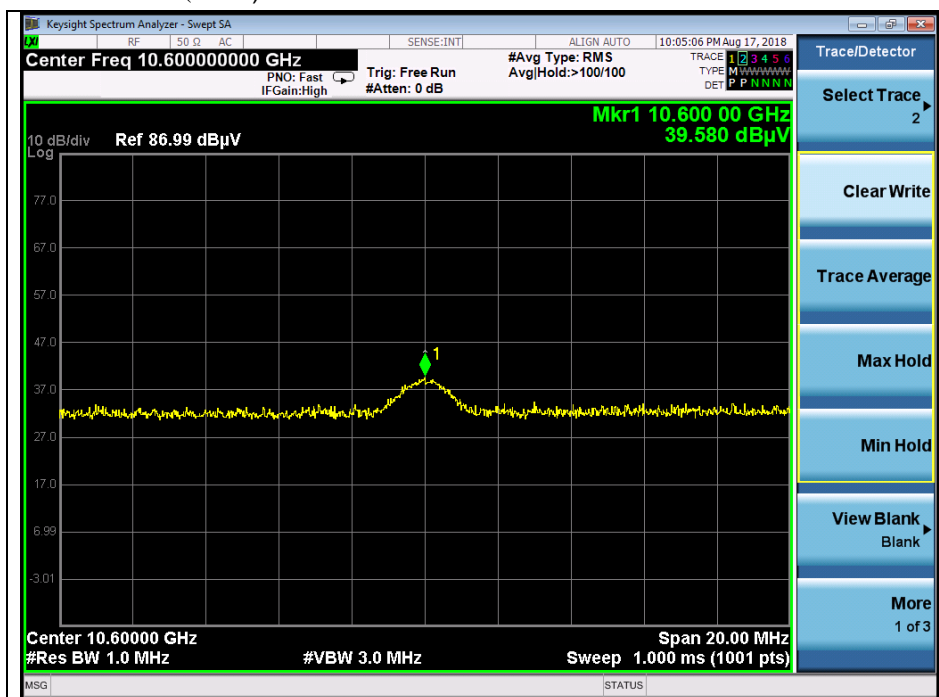


## Low channel 3<sup>rd</sup> harmonic (Average) - Band 2A

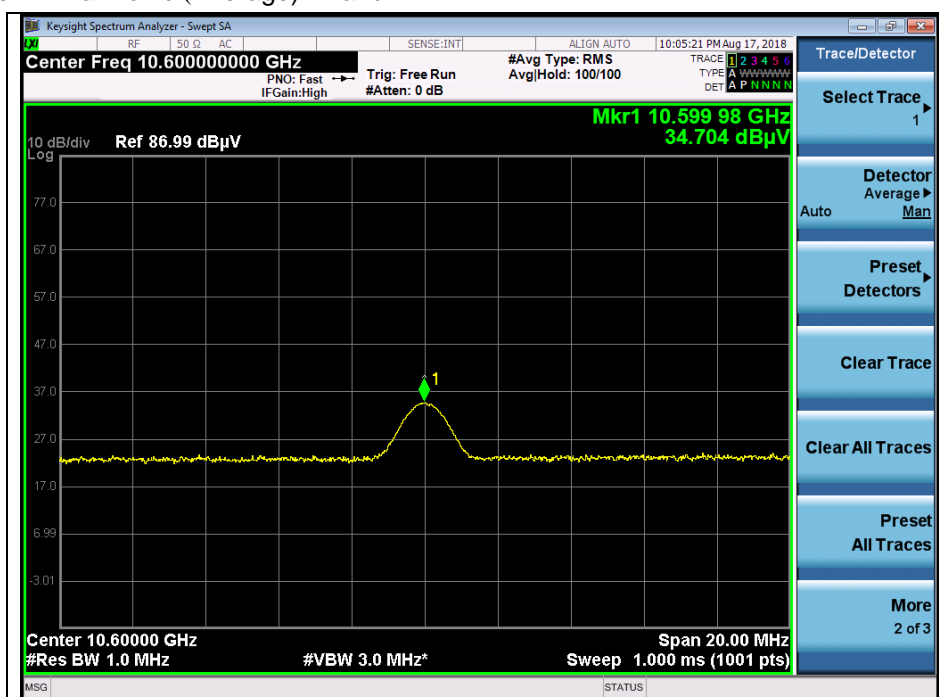


The results shown in this test report refer only to the sample(s) tested unless otherwise stated. This test report cannot be reproduced, except in full, without prior written permission of the Company. This test report does not assure KOLAS accreditation.

## Middle channel 2<sup>nd</sup> harmonic (Peak) - Band 2A



## Middle channel 2<sup>nd</sup> harmonic (Average) - Band 2A

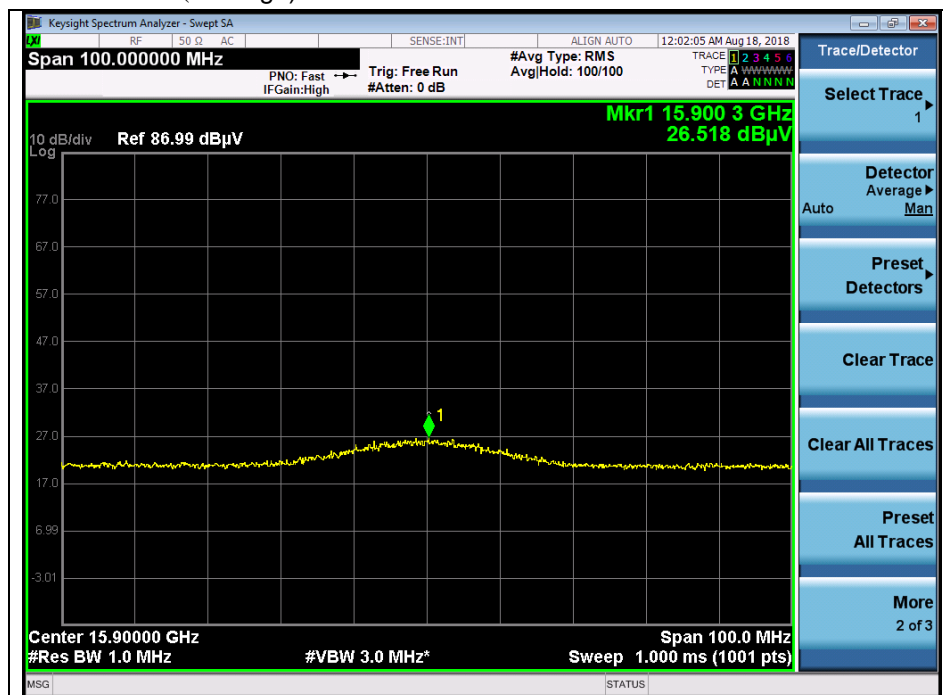


The results shown in this test report refer only to the sample(s) tested unless otherwise stated. This test report cannot be reproduced, except in full, without prior written permission of the Company. This test report does not assure KOLAS accreditation.

## Middle channel 3<sup>rd</sup> harmonic (Peak) - Band 2A

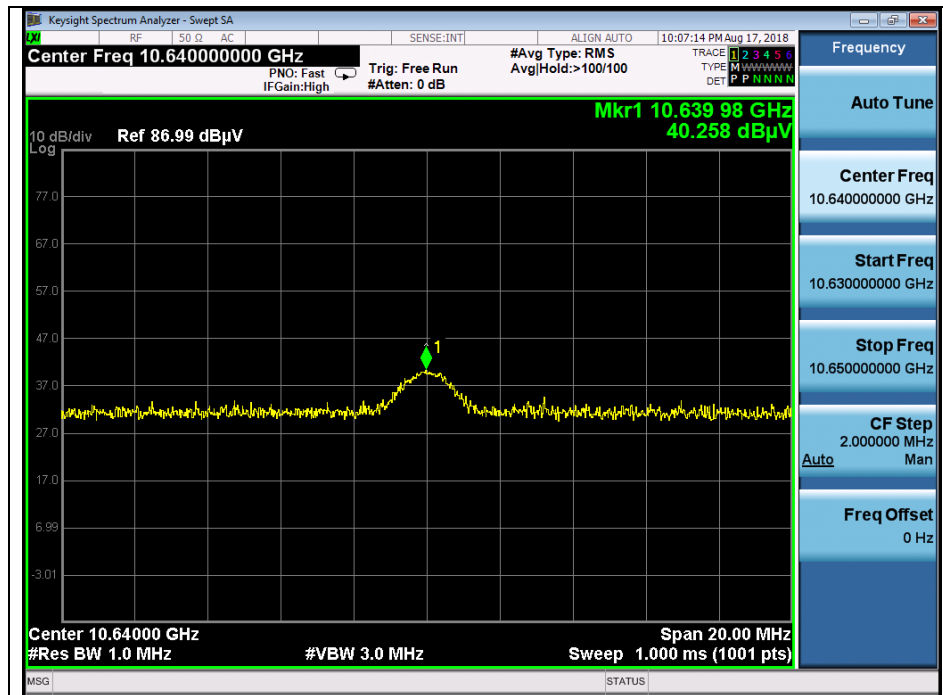


## Middle channel 3<sup>rd</sup> harmonic (Average) - Band 2A

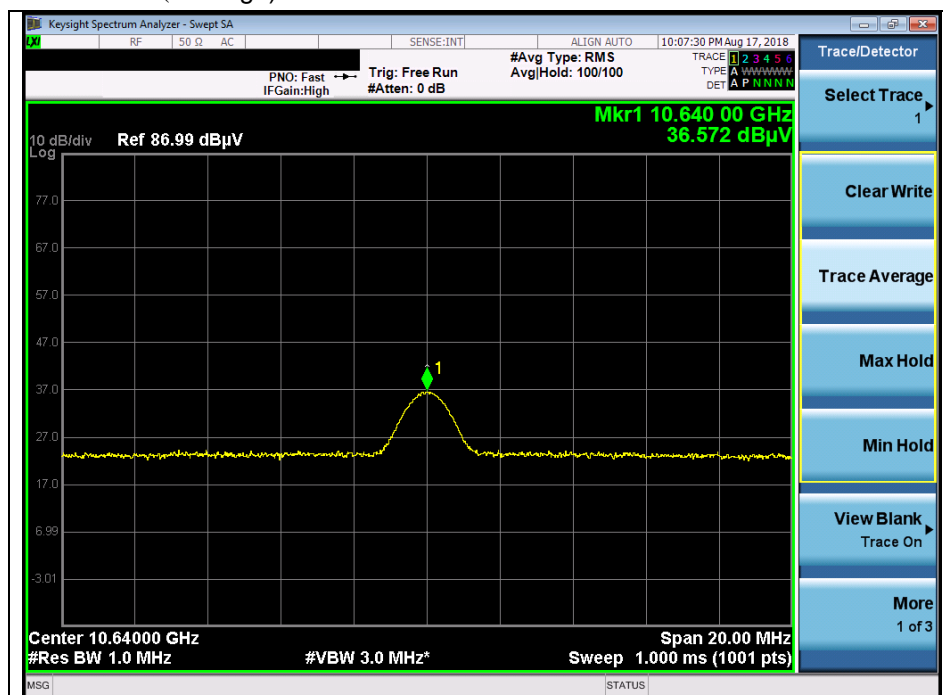


The results shown in this test report refer only to the sample(s) tested unless otherwise stated. This test report cannot be reproduced, except in full, without prior written permission of the Company. This test report does not assure KOLAS accreditation.

## High channel 2<sup>nd</sup> harmonic (Peak) - Band 2A



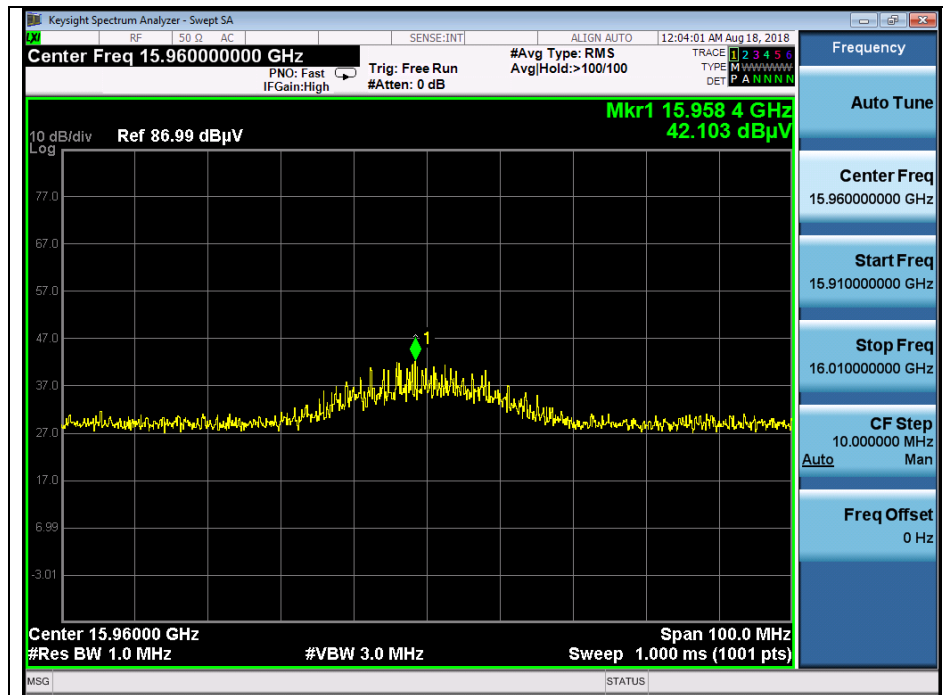
## High channel 2<sup>nd</sup> harmonic (Average) - Band 2A



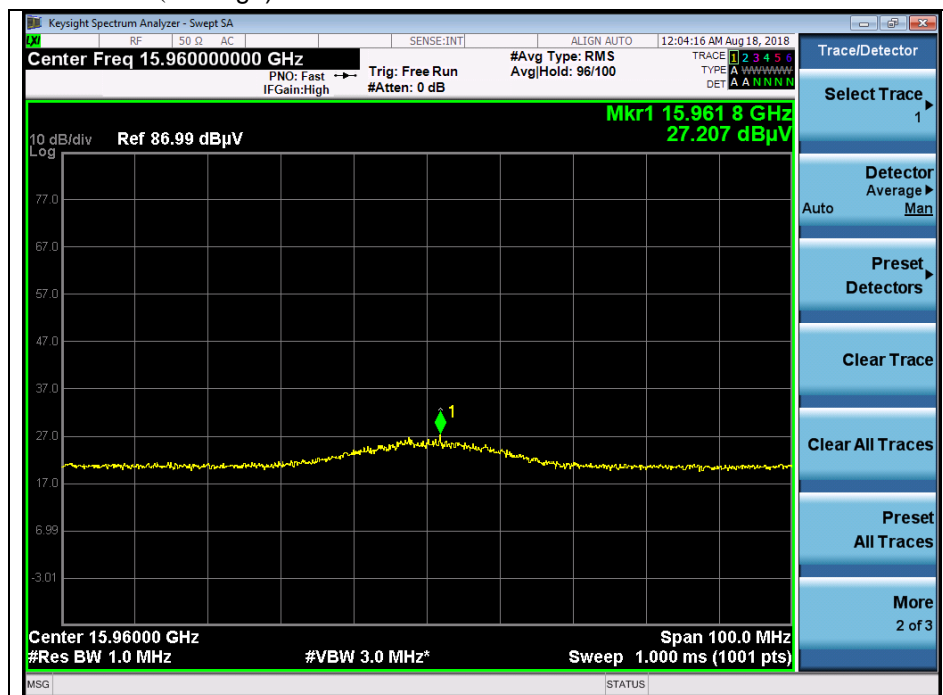
The results shown in this test report refer only to the sample(s) tested unless otherwise stated. This test report cannot be reproduced, except in full, without prior written permission of the Company. This test report does not assure KOLAS accreditation.



## High channel 3<sup>rd</sup> harmonic (Peak) - Band 2A

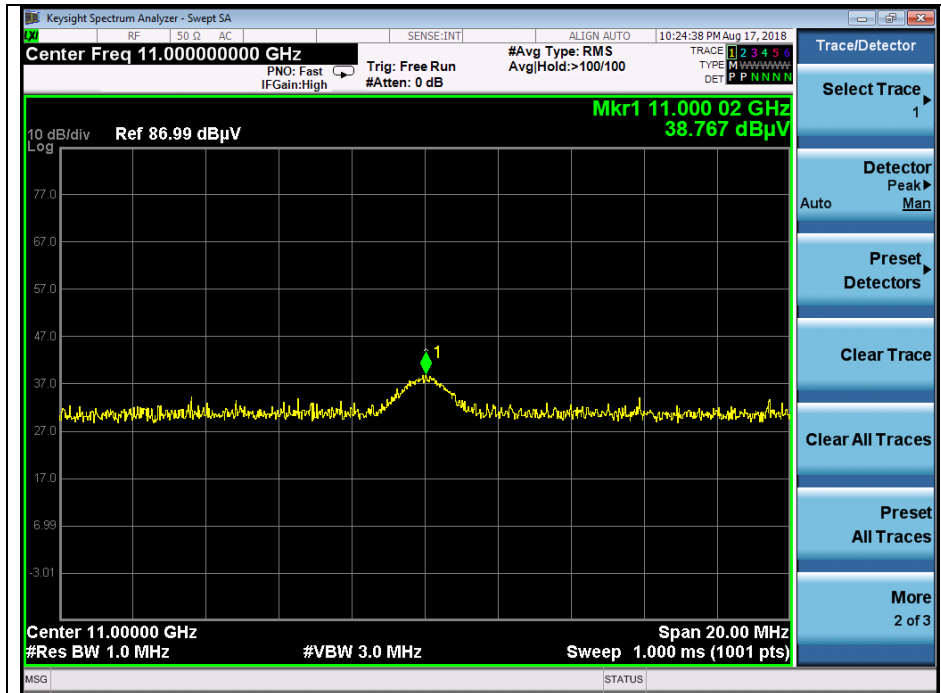


## High channel 3<sup>rd</sup> harmonic (Average) - Band 2A

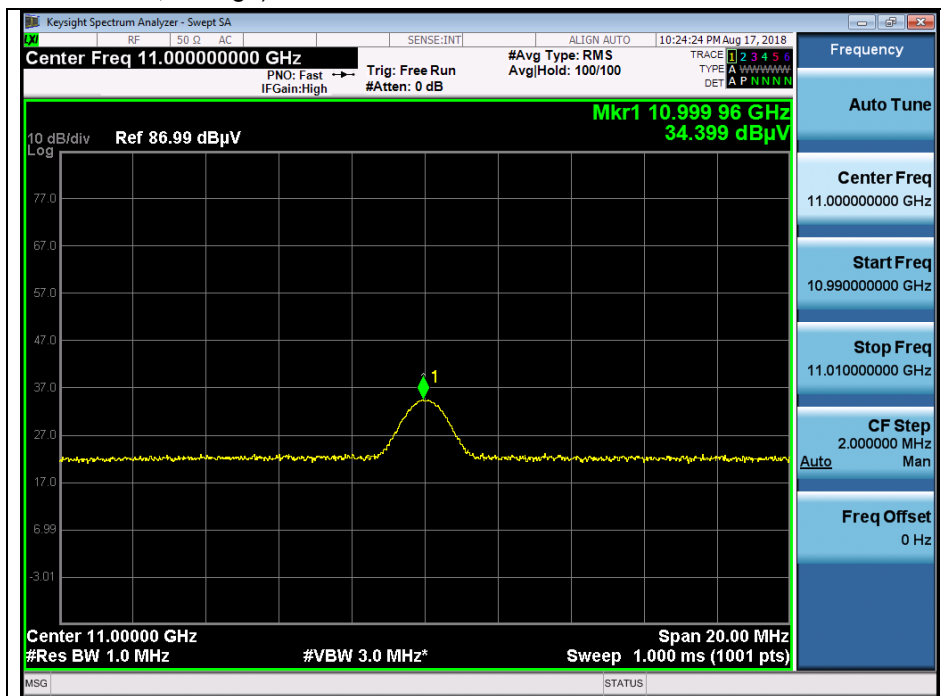


The results shown in this test report refer only to the sample(s) tested unless otherwise stated. This test report cannot be reproduced, except in full, without prior written permission of the Company. This test report does not assure KOLAS accreditation.

## Low channel 2<sup>nd</sup> harmonic (Peak) - Band 2C



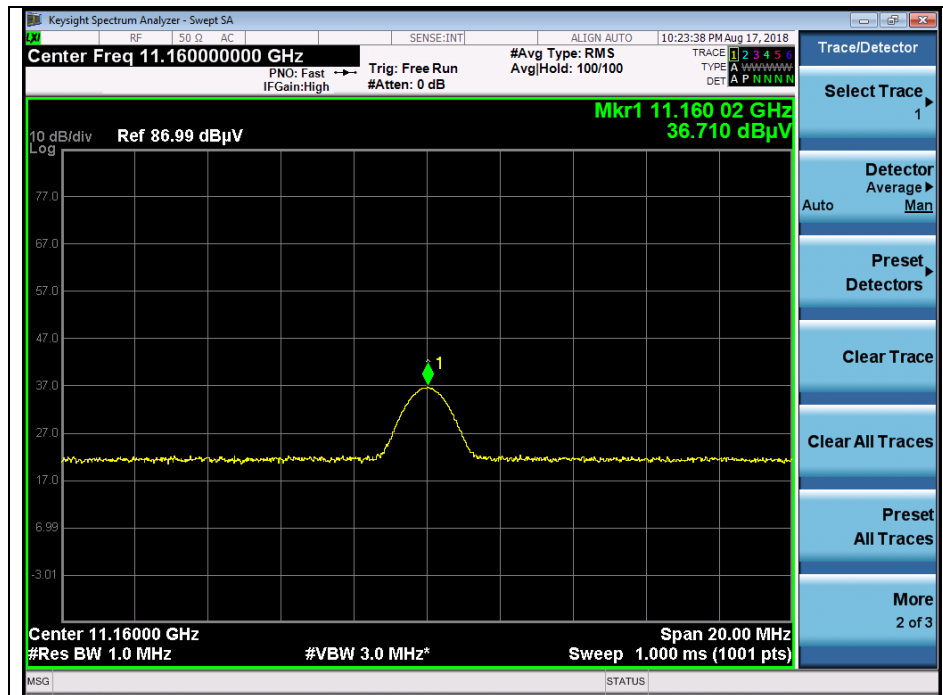
## Low channel 2<sup>nd</sup> harmonic (Average) - Band 2C



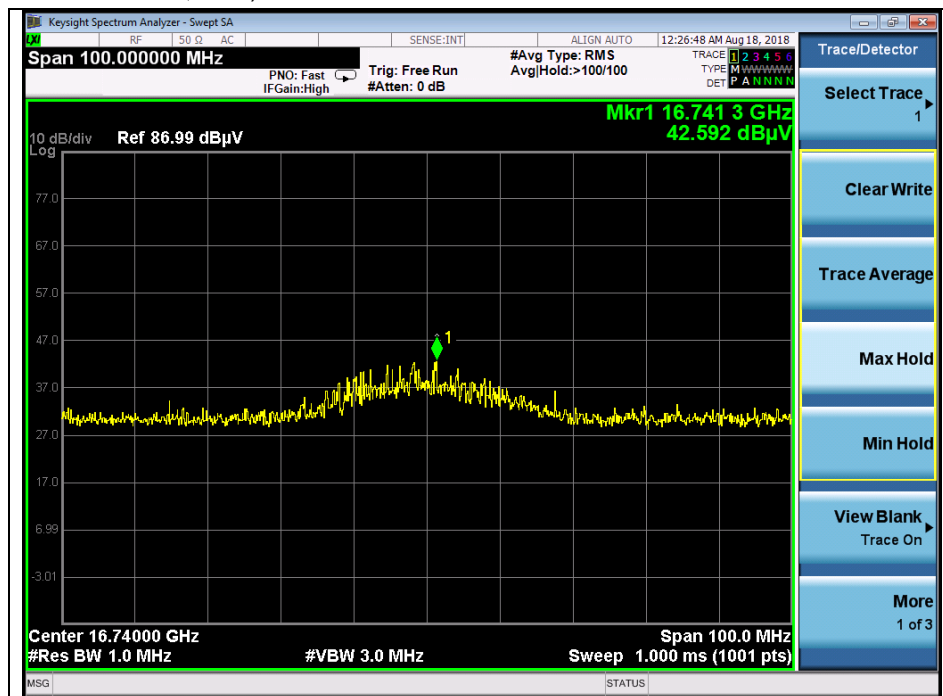
The results shown in this test report refer only to the sample(s) tested unless otherwise stated. This test report cannot be reproduced, except in full, without prior written permission of the Company. This test report does not assure KOLAS accreditation.



Middle channel 2<sup>nd</sup> harmonic (Average) - Band 2C

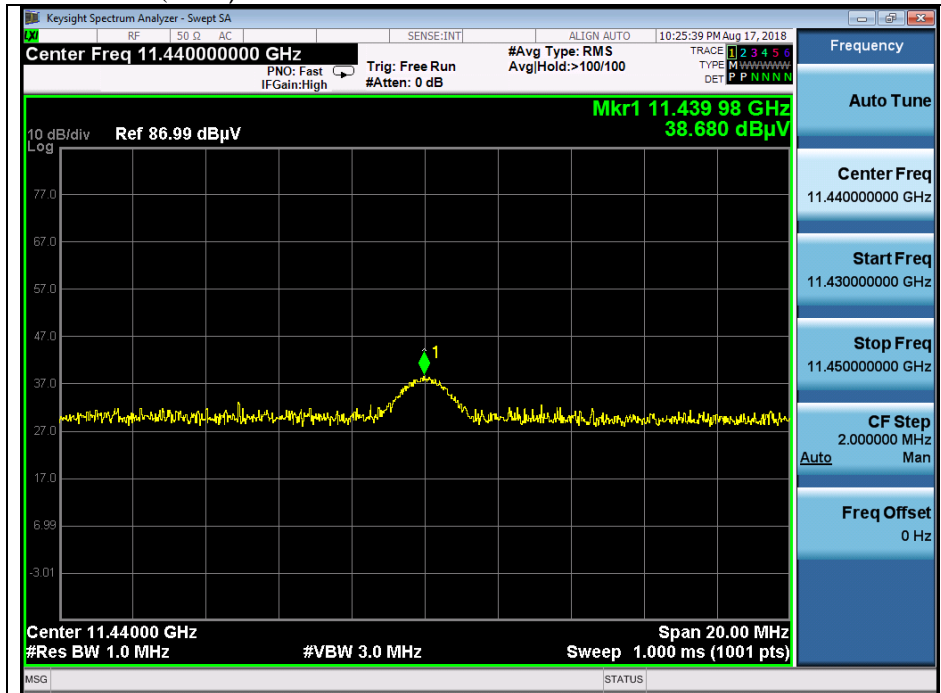


Middle channel 3<sup>rd</sup> harmonic (Peak) - Band 2C

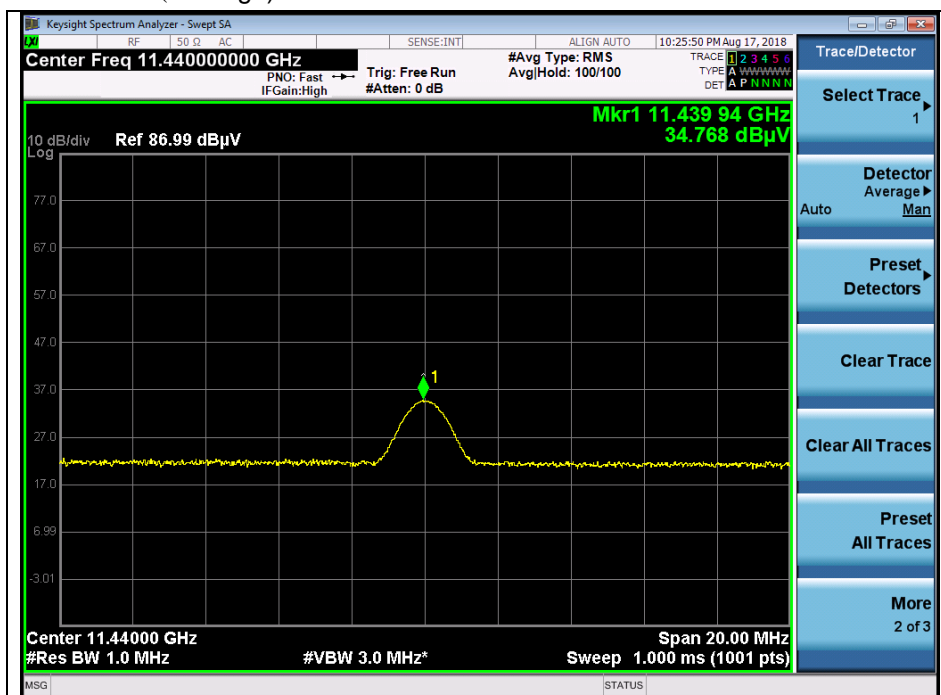


*The results shown in this test report refer only to the sample(s) tested unless otherwise stated. This test report cannot be reproduced, except in full, without prior written permission of the Company. This test report does not assure KOLAS accreditation.*

## High channel 2<sup>nd</sup> harmonic (Peak) - Band 2C

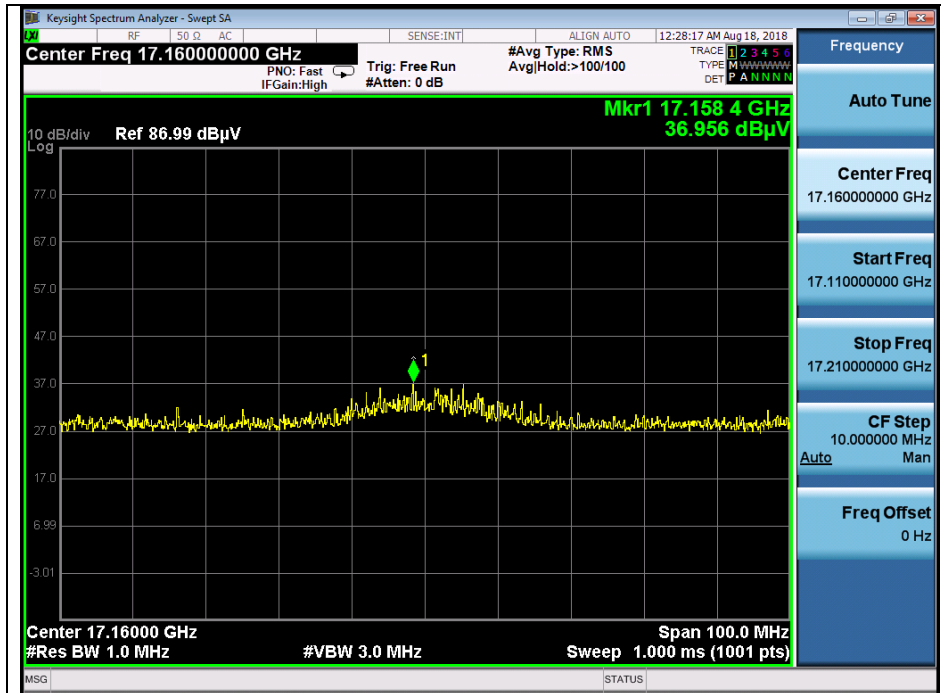


## High channel 2<sup>nd</sup> harmonic (Average) - Band 2C

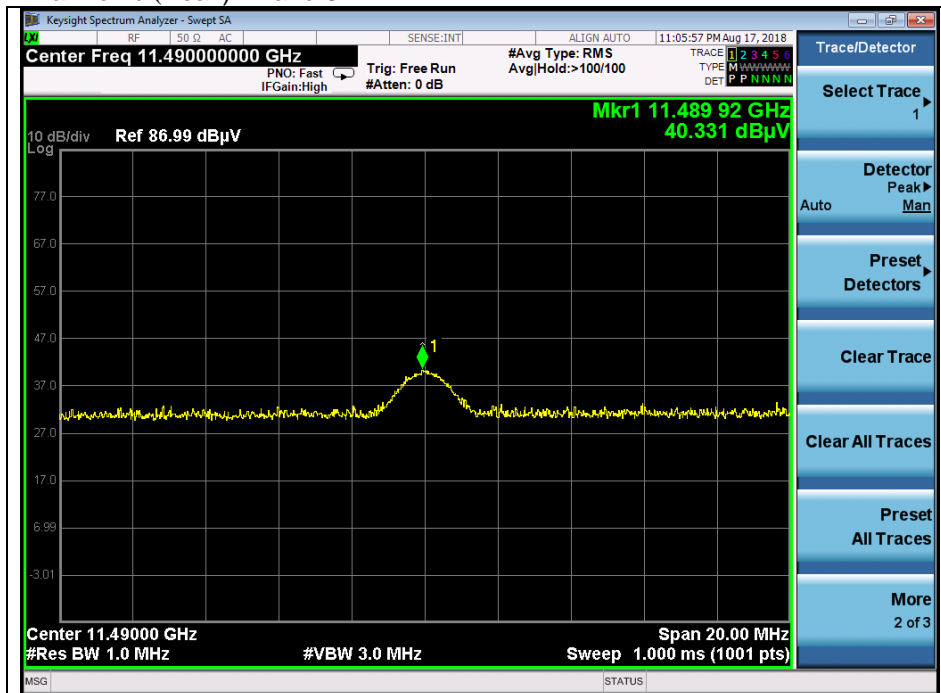


The results shown in this test report refer only to the sample(s) tested unless otherwise stated. This test report cannot be reproduced, except in full, without prior written permission of the Company. This test report does not assure KOLAS accreditation.

## High channel 3<sup>rd</sup> harmonic (Peak) - Band 2C

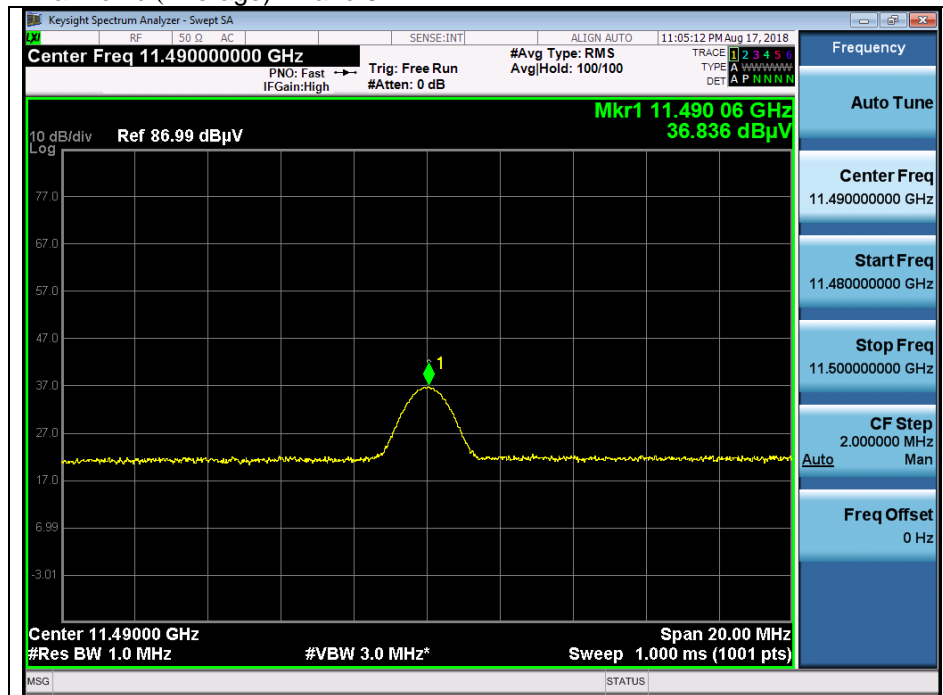


## Low channel 2<sup>nd</sup> harmonic (Peak) - Band 3

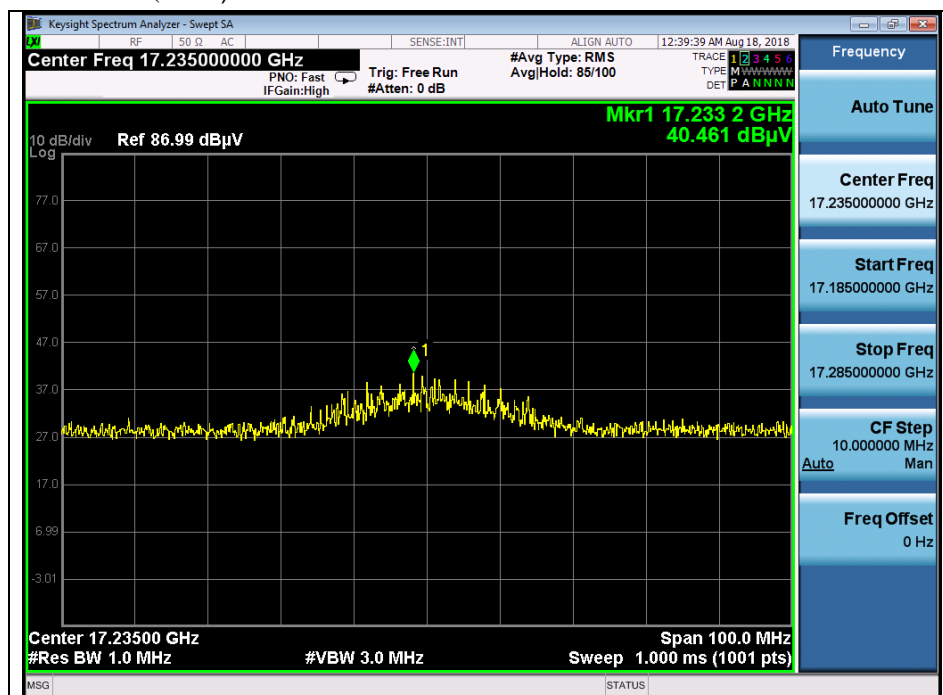


The results shown in this test report refer only to the sample(s) tested unless otherwise stated. This test report cannot be reproduced, except in full, without prior written permission of the Company. This test report does not assure KOLAS accreditation.

## Low channel 2<sup>nd</sup> harmonic (Average) - Band 3



## Low channel 3<sup>rd</sup> harmonic (Peak) - Band 3



The results shown in this test report refer only to the sample(s) tested unless otherwise stated. This test report cannot be reproduced, except in full, without prior written permission of the Company. This test report does not assure KOLAS accreditation.

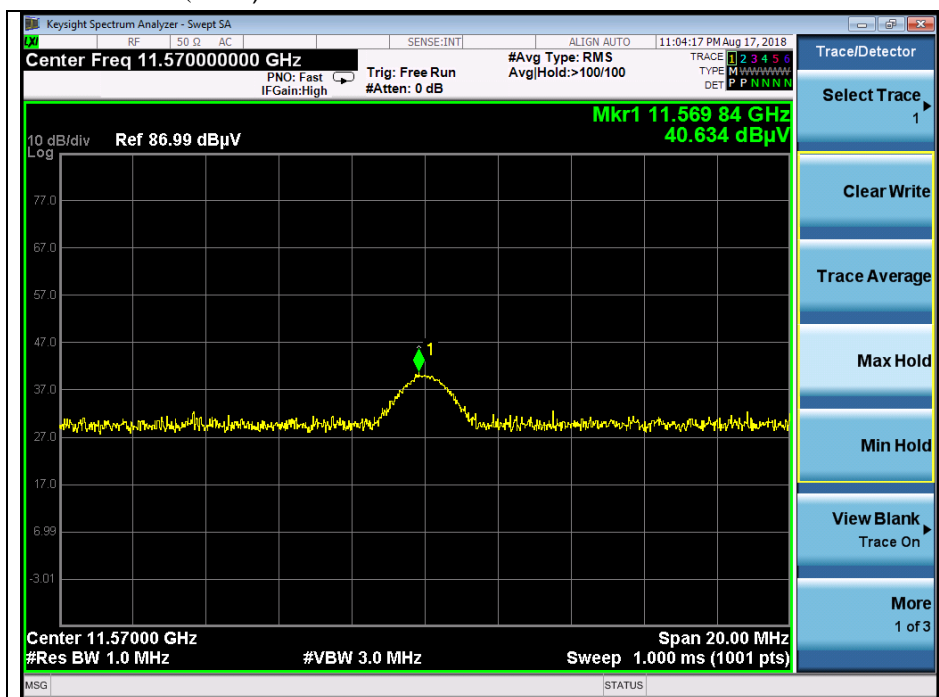
SGS Korea Co., Ltd. (Gunpo Laboratory) 4, LS-ro 182beon-gil, Gunpo-si, Gyeonggi-do, Korea, 15807 <http://www.sgsgroup.kr>

RTT5041-19(2017.07.10)(0)

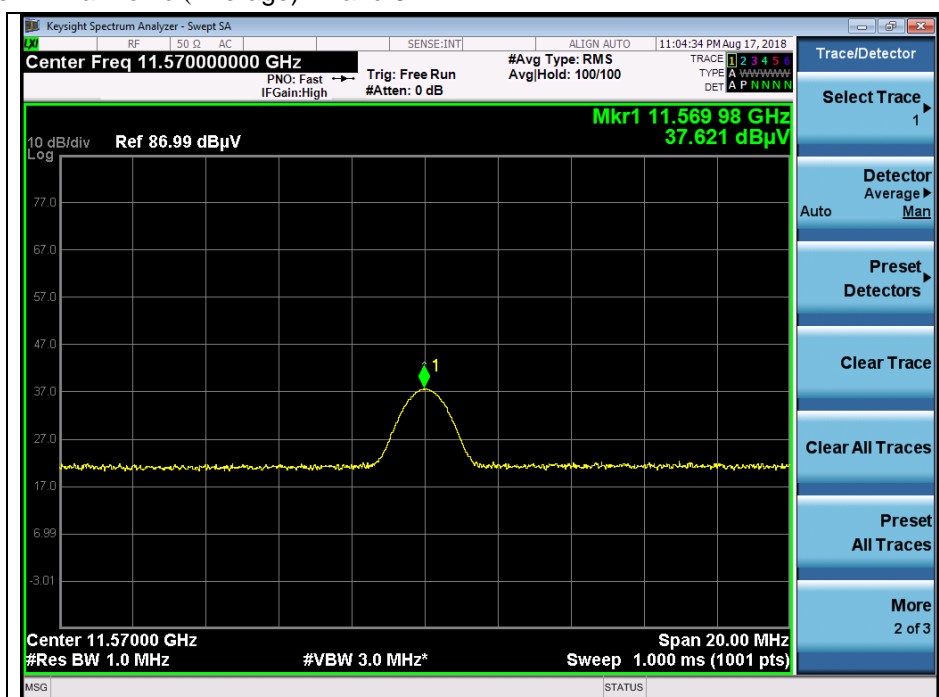
Tel. +82 31 428 5700 / Fax. +82 31 427 2370

A4(210 mm x 297 mm)

## Middle channel 2<sup>nd</sup> harmonic (Peak) - Band 3



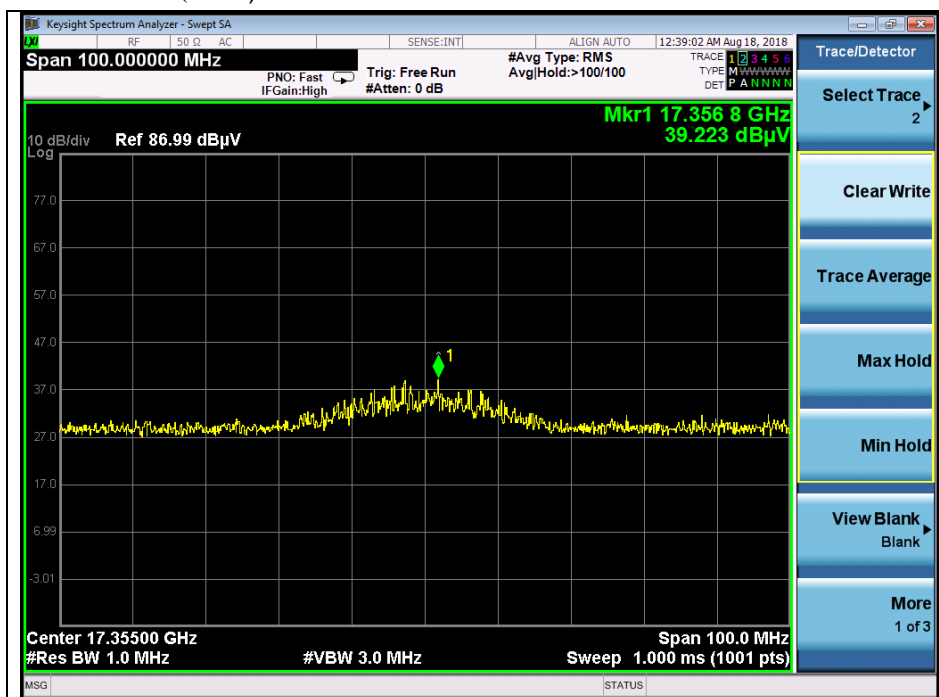
## Middle channel 2<sup>nd</sup> harmonic (Average) - Band 3



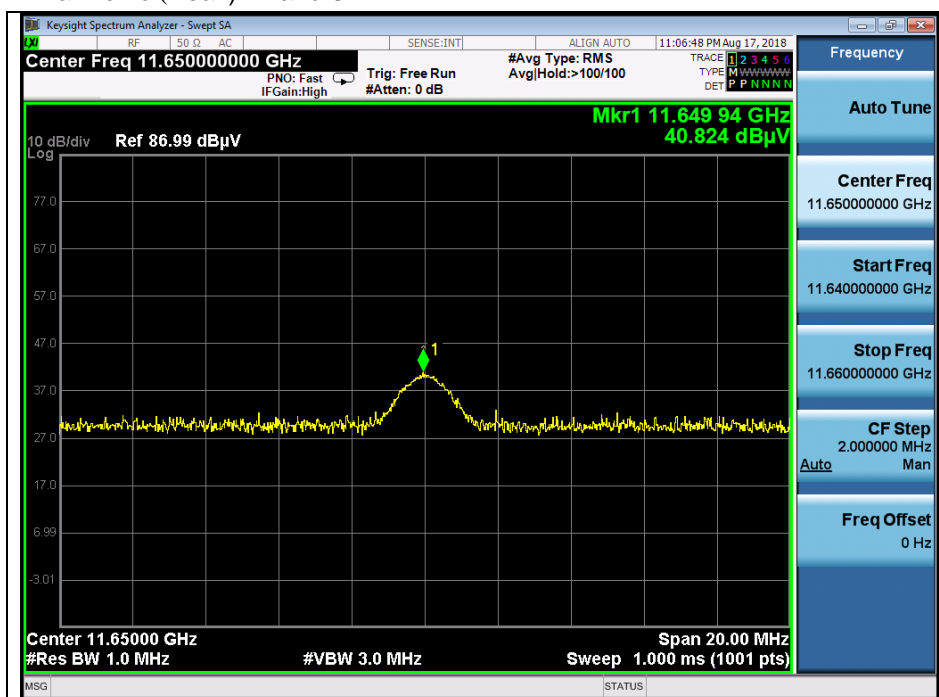
The results shown in this test report refer only to the sample(s) tested unless otherwise stated. This test report cannot be reproduced, except in full, without prior written permission of the Company. This test report does not assure KOLAS accreditation.



## Middle channel 3<sup>rd</sup> harmonic (Peak) - Band 3

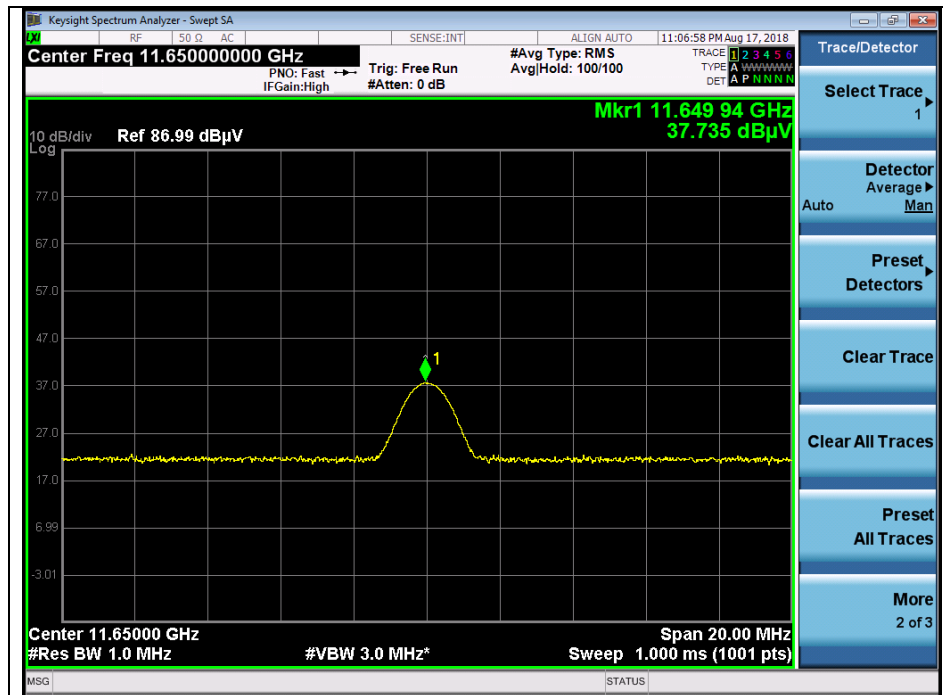


## High channel 2<sup>nd</sup> harmonic (Peak) - Band 3

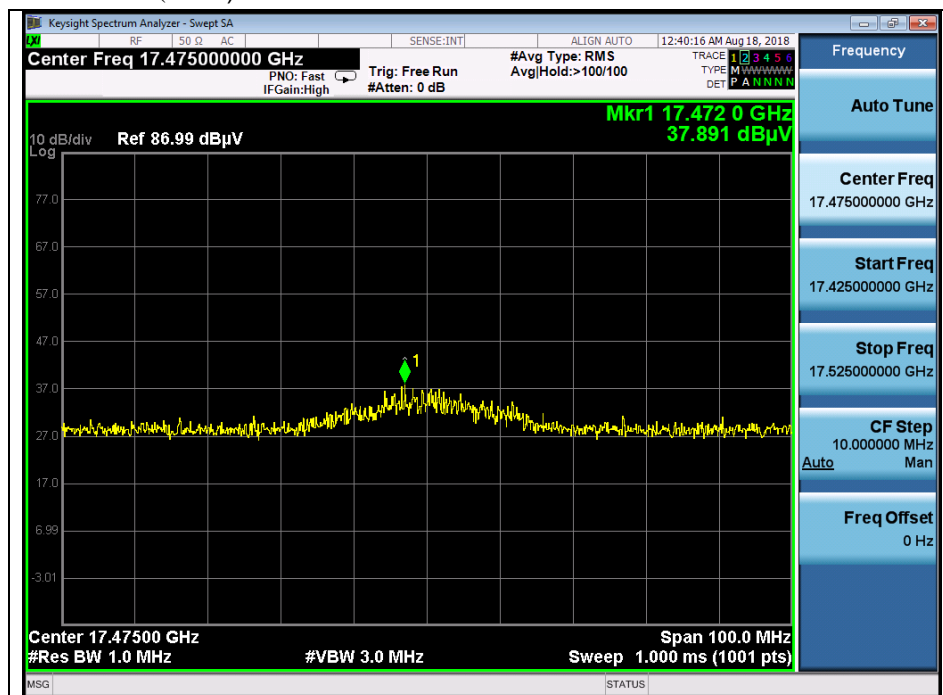


The results shown in this test report refer only to the sample(s) tested unless otherwise stated. This test report cannot be reproduced, except in full, without prior written permission of the Company. This test report does not assure KOLAS accreditation.

## High channel 2<sup>nd</sup> harmonic (Average) - Band 3



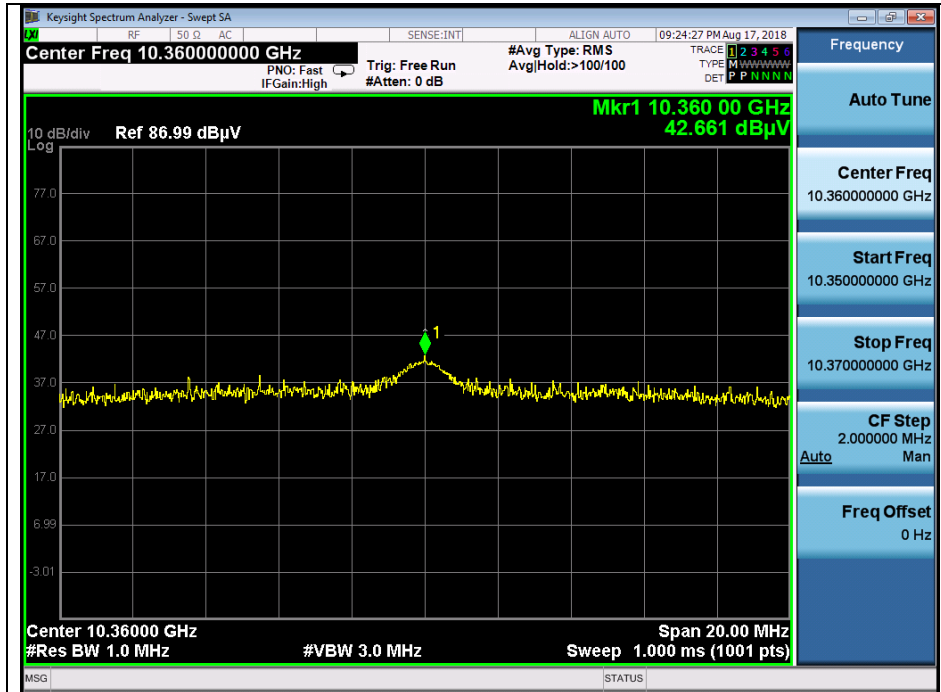
## High channel 3<sup>rd</sup> harmonic (Peak) - Band 3



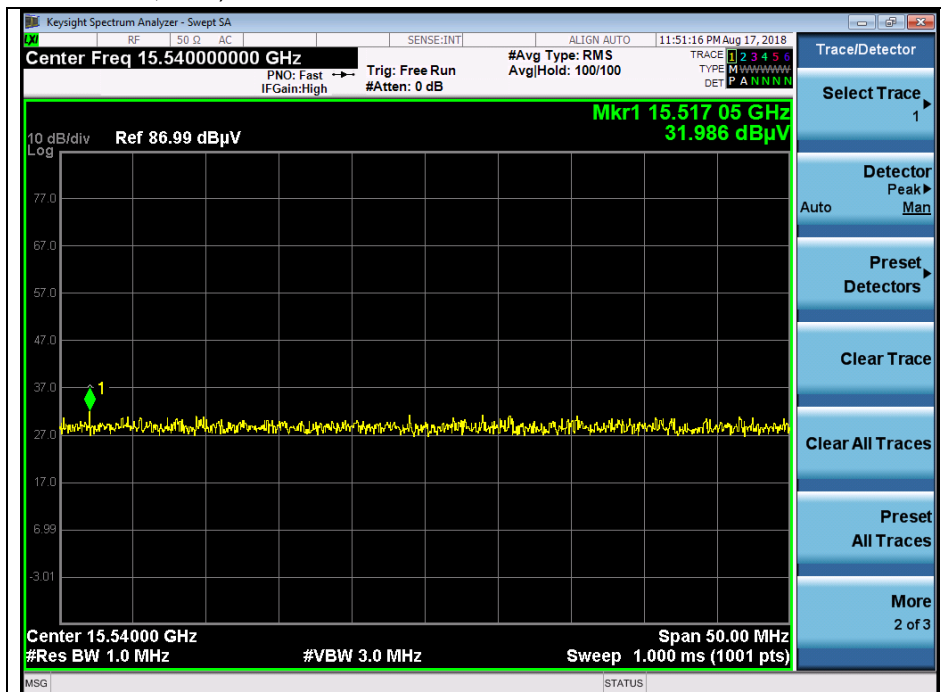
The results shown in this test report refer only to the sample(s) tested unless otherwise stated. This test report cannot be reproduced, except in full, without prior written permission of the Company. This test report does not assure KOLAS accreditation.

## OFDM: 802.11n\_HT20(MCS0)

Low channel 2<sup>nd</sup> harmonic (Peak) - Band 1

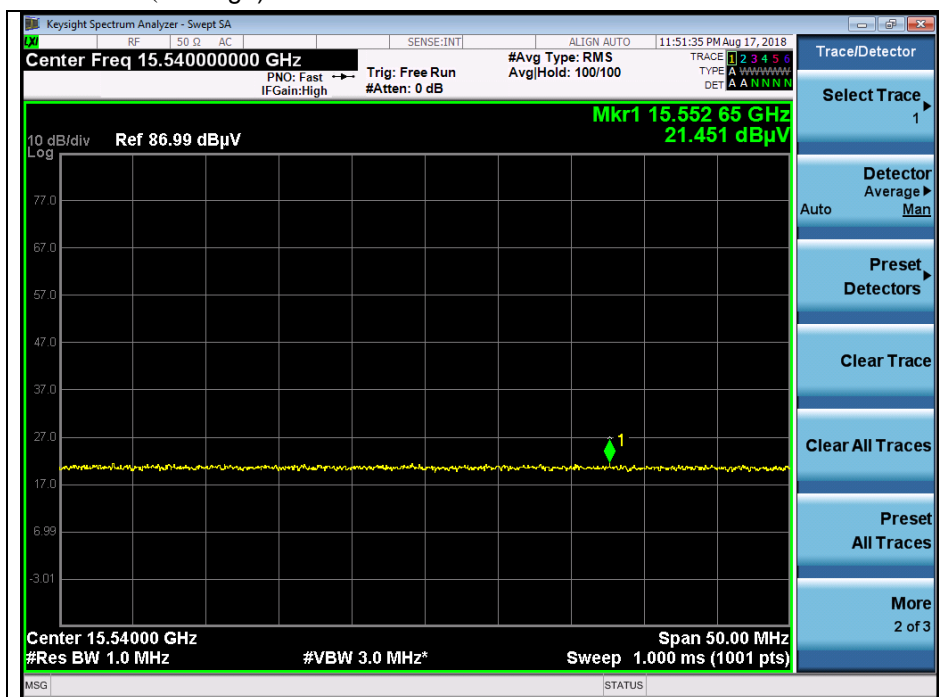


Low channel 3<sup>rd</sup> harmonic (Peak) - Band 1

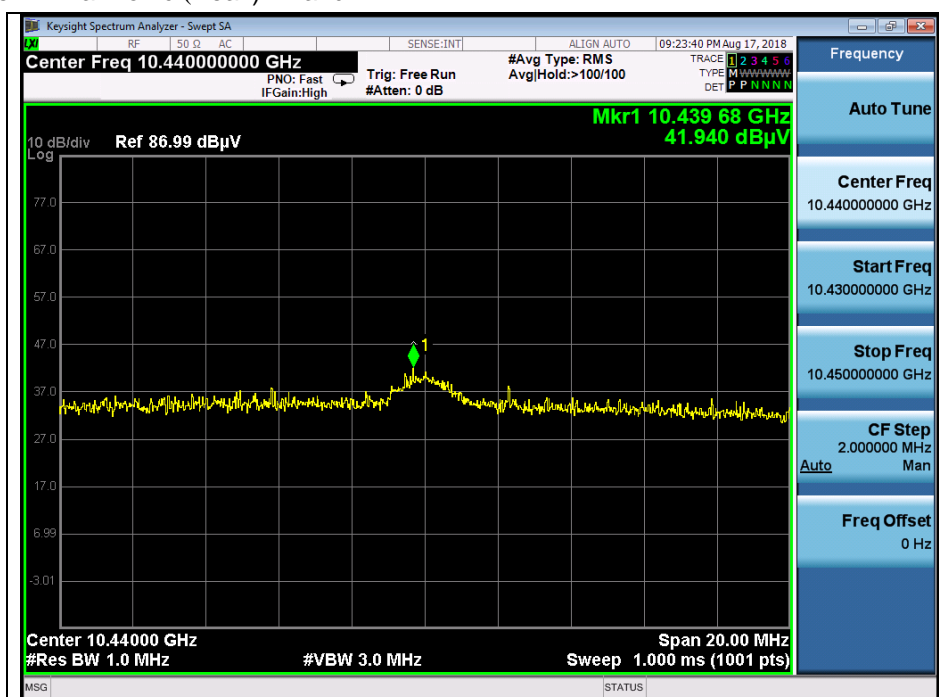


The results shown in this test report refer only to the sample(s) tested unless otherwise stated. This test report cannot be reproduced, except in full, without prior written permission of the Company. This test report does not assure KOLAS accreditation.

## Low channel 3<sup>rd</sup> harmonic (Average) - Band 1

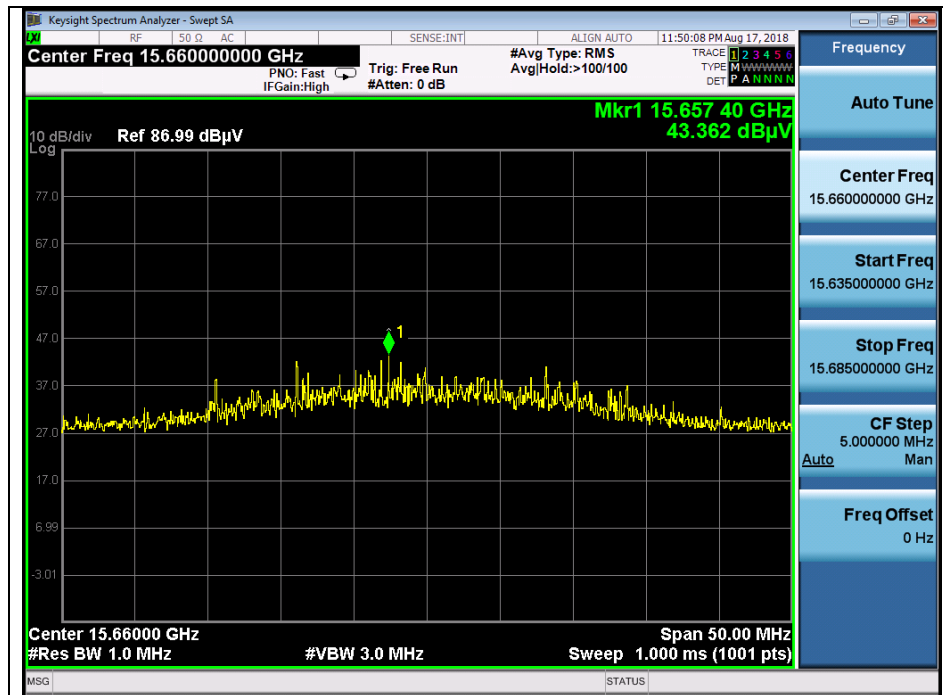


## Middle channel 2<sup>nd</sup> harmonic (Peak) - Band 1

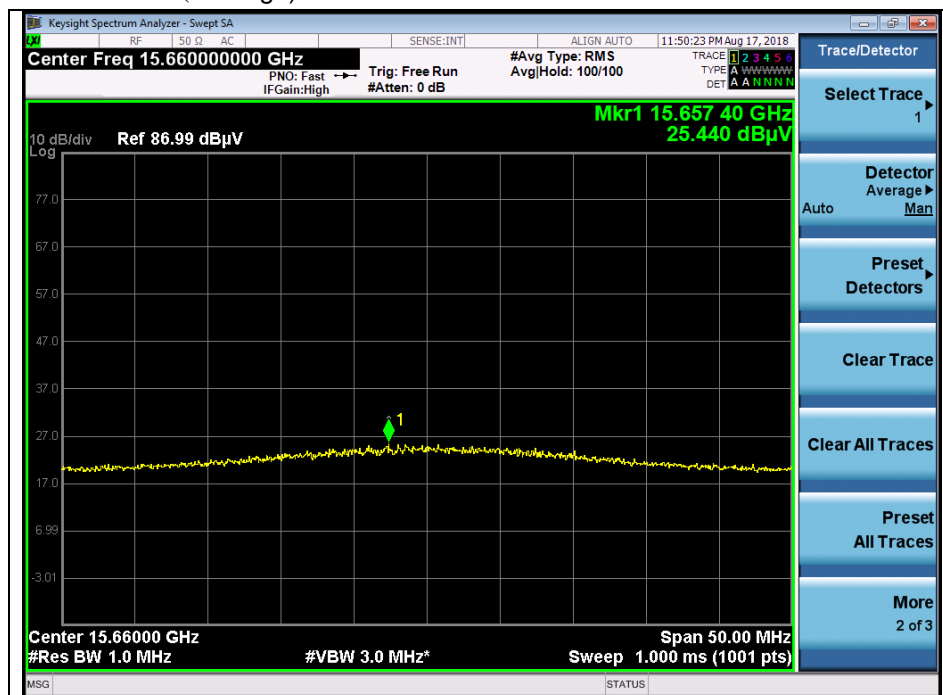


The results shown in this test report refer only to the sample(s) tested unless otherwise stated. This test report cannot be reproduced, except in full, without prior written permission of the Company. This test report does not assure KOLAS accreditation.

## Middle channel 3<sup>rd</sup> harmonic (Peak) - Band 1



## Middle channel 3<sup>rd</sup> harmonic (Average) - Band 1

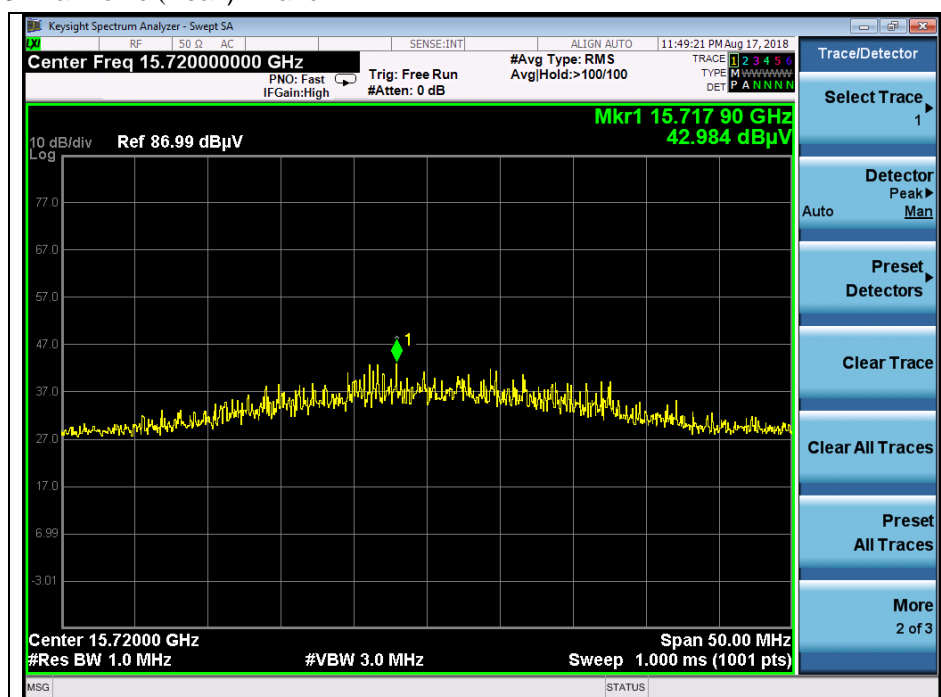


The results shown in this test report refer only to the sample(s) tested unless otherwise stated. This test report cannot be reproduced, except in full, without prior written permission of the Company. This test report does not assure KOLAS accreditation.

## High channel 2<sup>nd</sup> harmonic (Peak) - Band 1

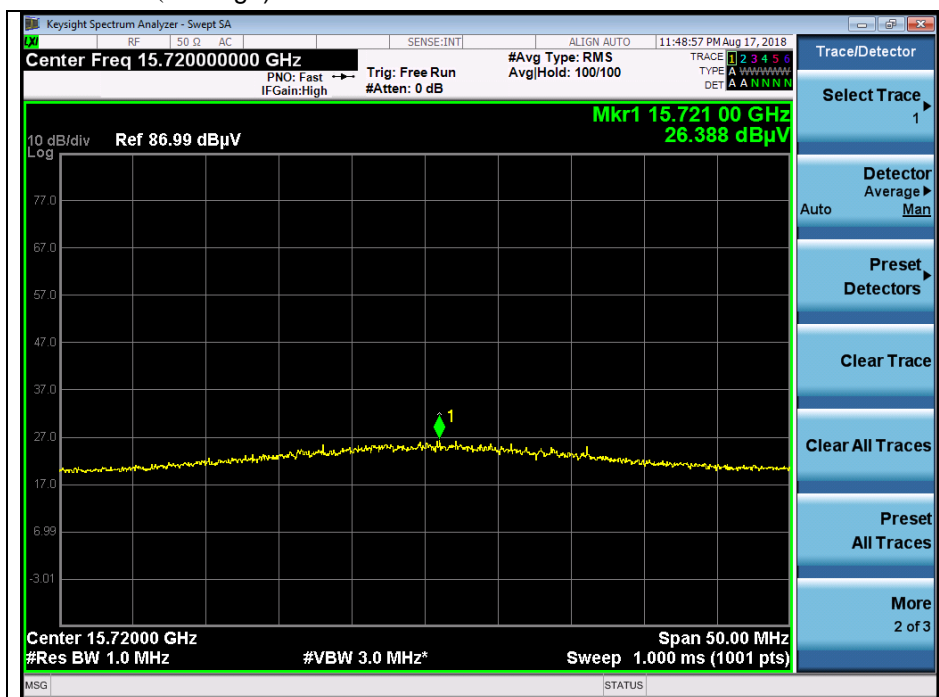


## High channel 3<sup>rd</sup> harmonic (Peak) - Band 1

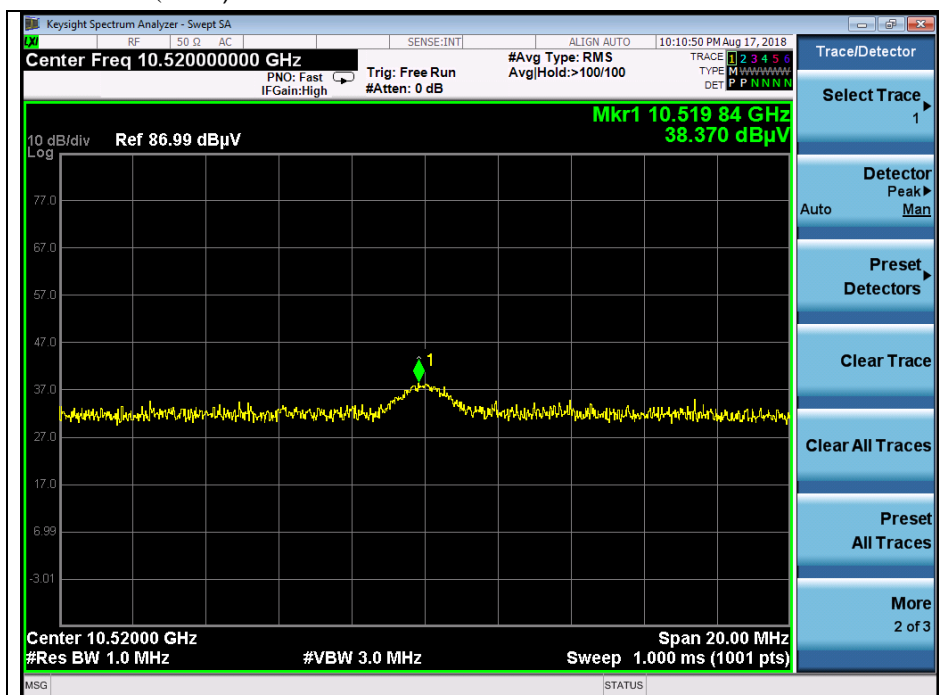


The results shown in this test report refer only to the sample(s) tested unless otherwise stated. This test report cannot be reproduced, except in full, without prior written permission of the Company. This test report does not assure KOLAS accreditation.

## High channel 3<sup>rd</sup> harmonic (Average) - Band 1



## Low channel 2<sup>nd</sup> harmonic (Peak) - Band 2A

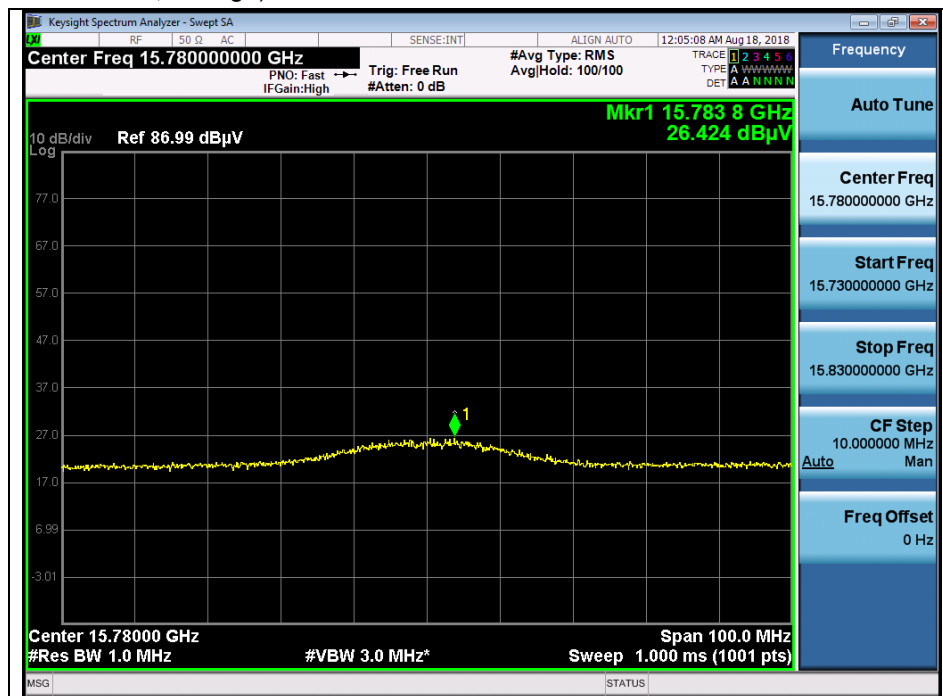


The results shown in this test report refer only to the sample(s) tested unless otherwise stated. This test report cannot be reproduced, except in full, without prior written permission of the Company. This test report does not assure KOLAS accreditation.

## Low channel 3<sup>rd</sup> harmonic (Peak) - Band 2A



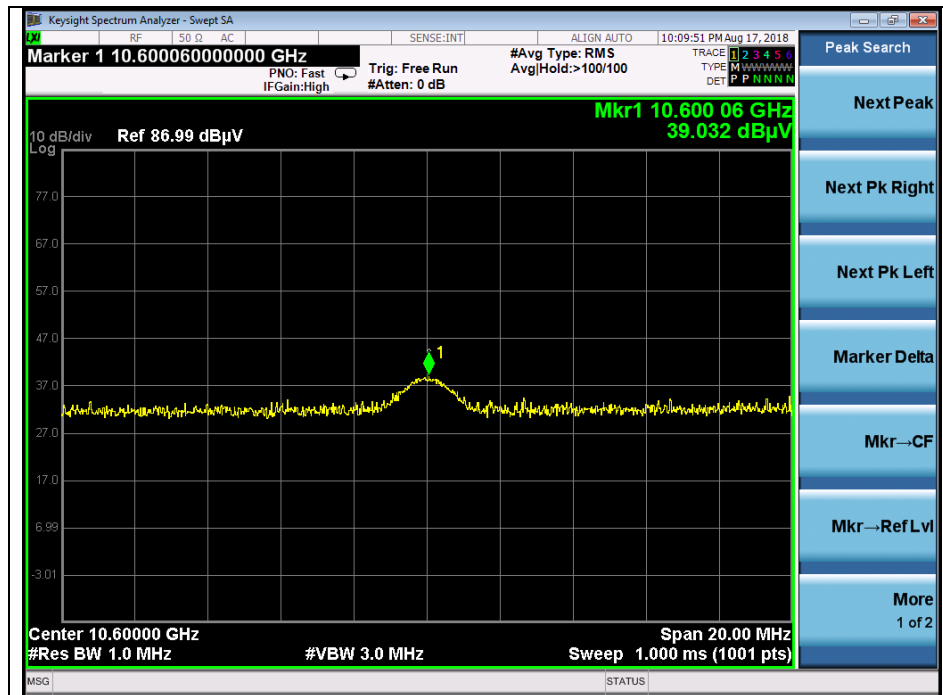
## Low channel 3<sup>rd</sup> harmonic (Average) - Band 2A



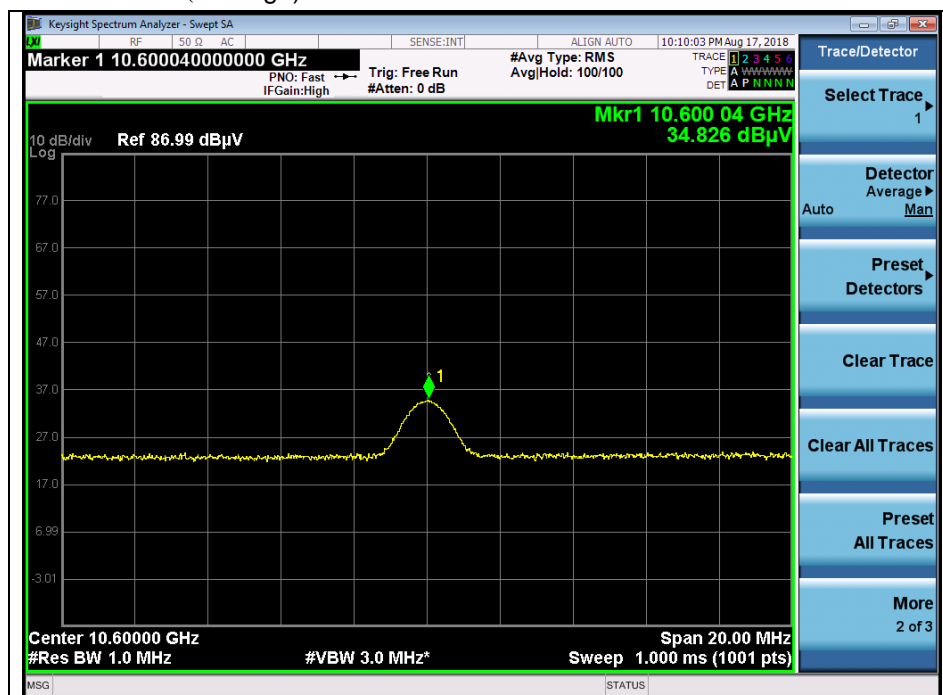
The results shown in this test report refer only to the sample(s) tested unless otherwise stated. This test report cannot be reproduced, except in full, without prior written permission of the Company. This test report does not assure KOLAS accreditation.



## Middle channel 2<sup>nd</sup> harmonic (Peak) - Band 2A

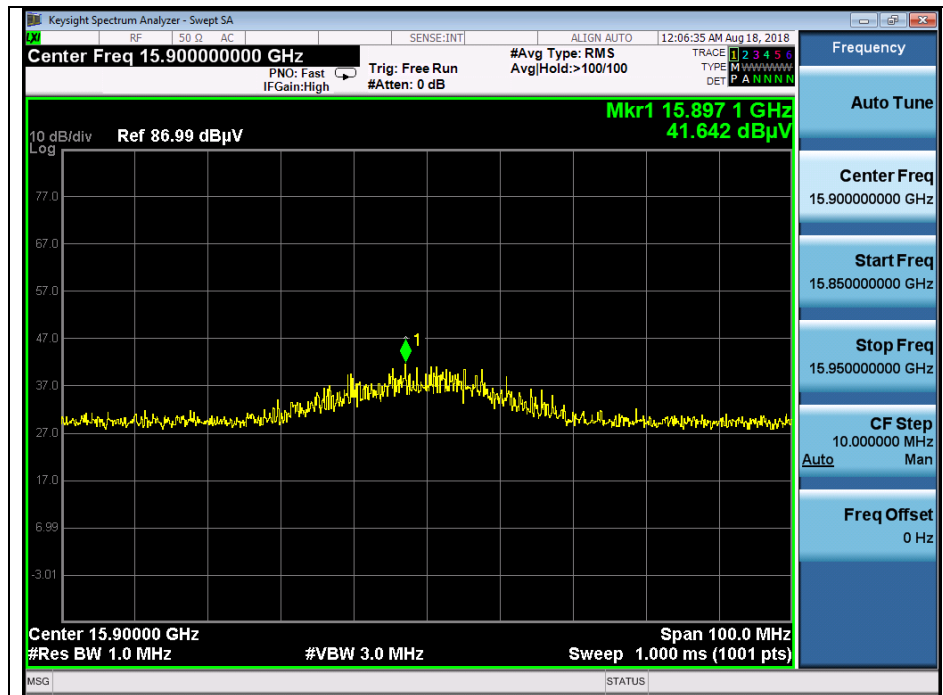


## Middle channel 2<sup>nd</sup> harmonic (Average) - Band 2A

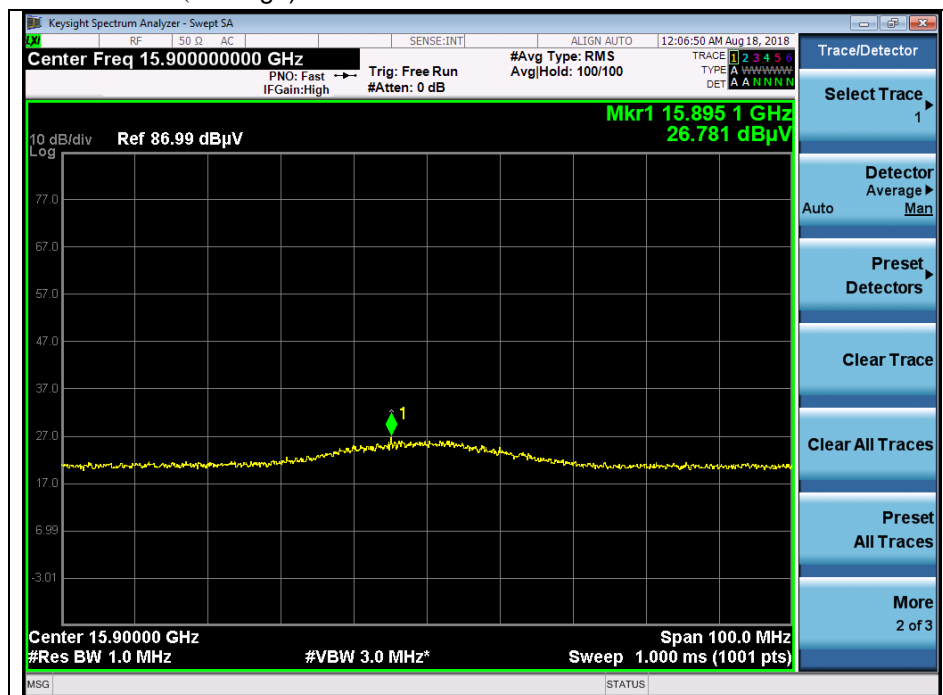


The results shown in this test report refer only to the sample(s) tested unless otherwise stated. This test report cannot be reproduced, except in full, without prior written permission of the Company. This test report does not assure KOLAS accreditation.

## Middle channel 3<sup>rd</sup> harmonic (Peak) - Band 2A

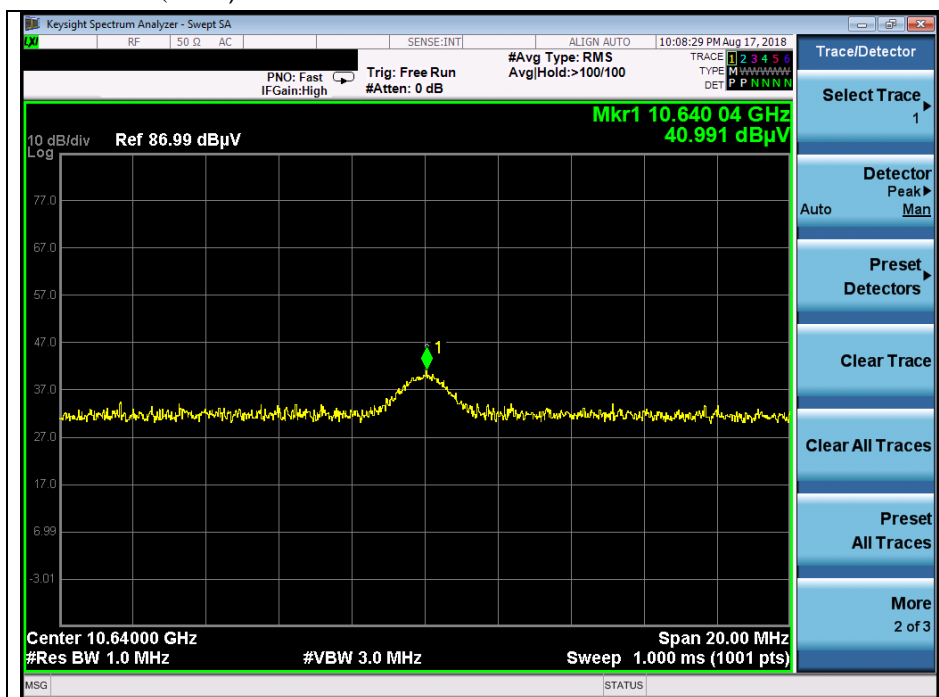


## Middle channel 3<sup>rd</sup> harmonic (Average) - Band 2A

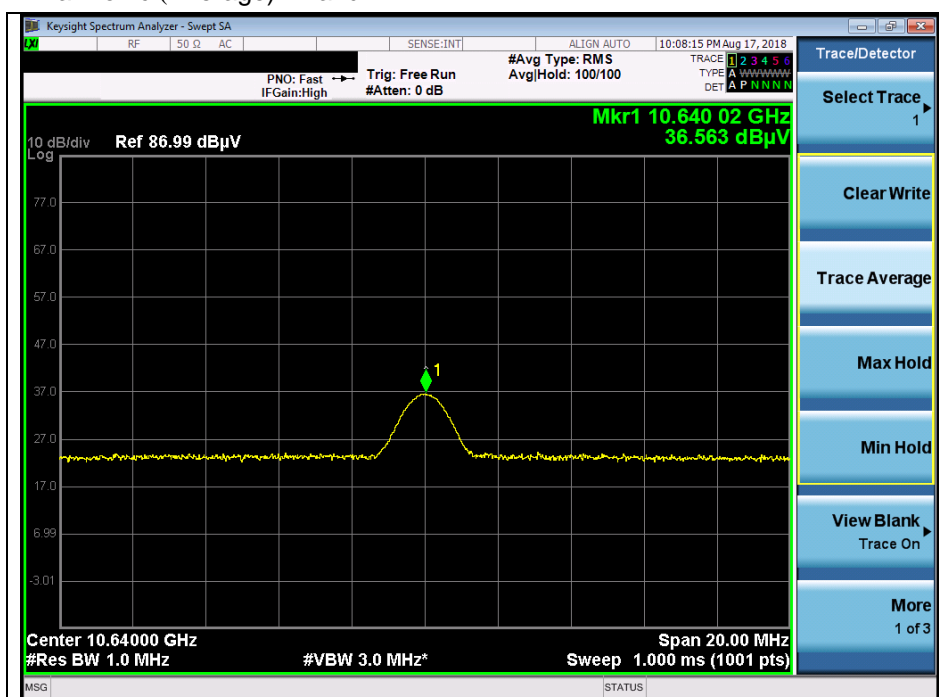


The results shown in this test report refer only to the sample(s) tested unless otherwise stated. This test report cannot be reproduced, except in full, without prior written permission of the Company. This test report does not assure KOLAS accreditation.

## High channel 2<sup>nd</sup> harmonic (Peak) - Band 2A

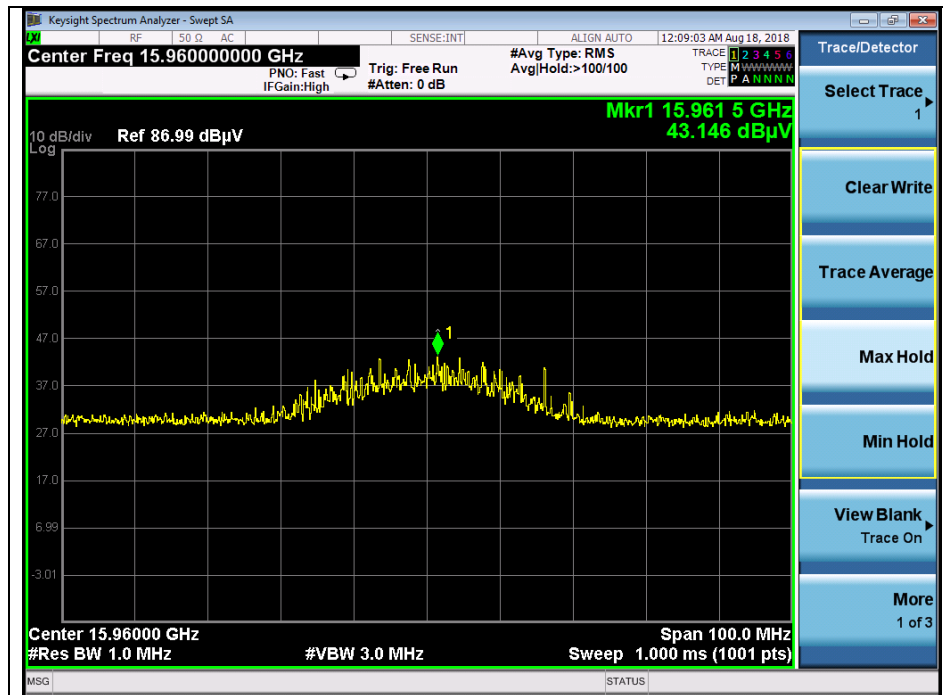


## High channel 2<sup>nd</sup> harmonic (Average) - Band 2A

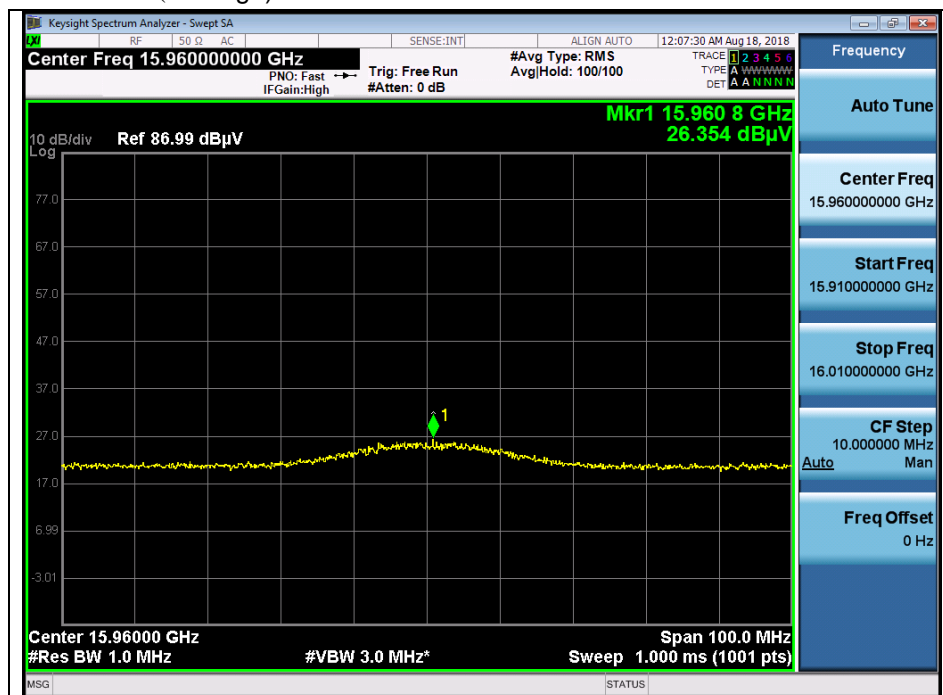


The results shown in this test report refer only to the sample(s) tested unless otherwise stated. This test report cannot be reproduced, except in full, without prior written permission of the Company. This test report does not assure KOLAS accreditation.

## High channel 3<sup>rd</sup> harmonic (Peak) - Band 2A

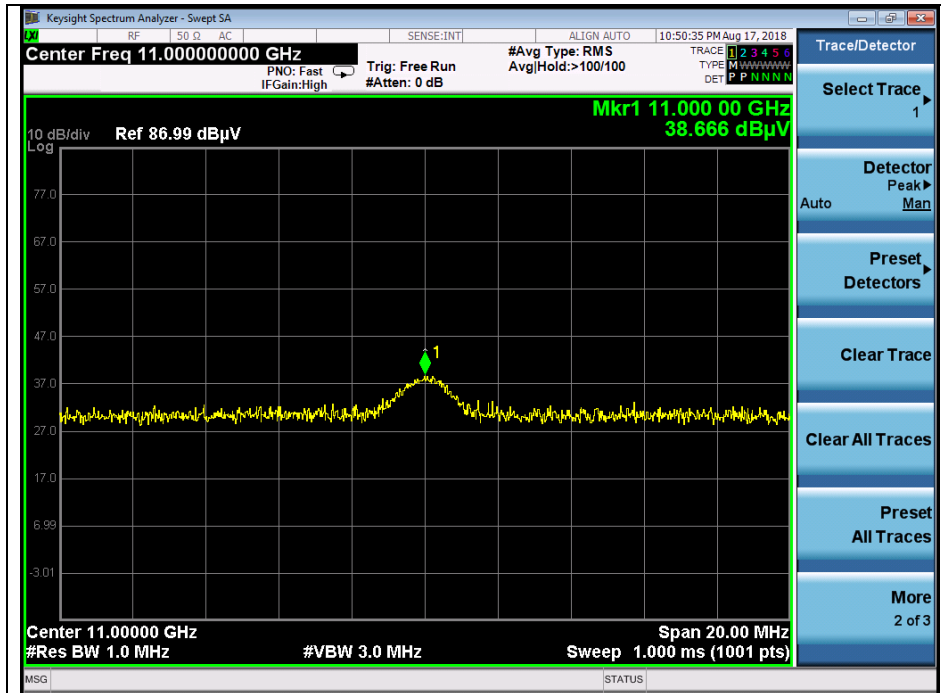


## High channel 3<sup>rd</sup> harmonic (Average) - Band 2A

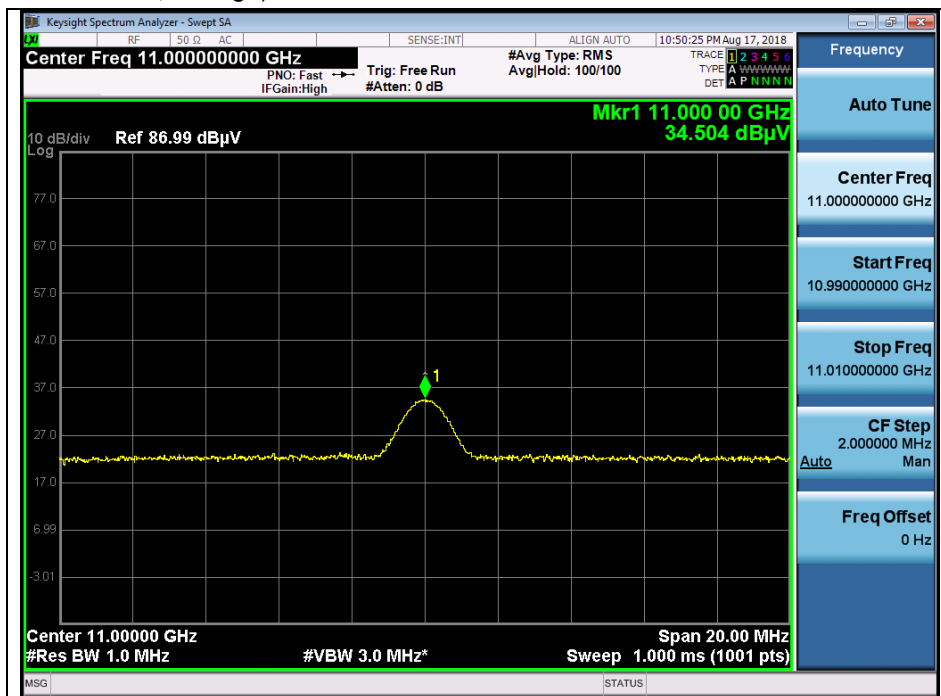


The results shown in this test report refer only to the sample(s) tested unless otherwise stated. This test report cannot be reproduced, except in full, without prior written permission of the Company. This test report does not assure KOLAS accreditation.

## Low channel 2<sup>nd</sup> harmonic (Peak) - Band 2C

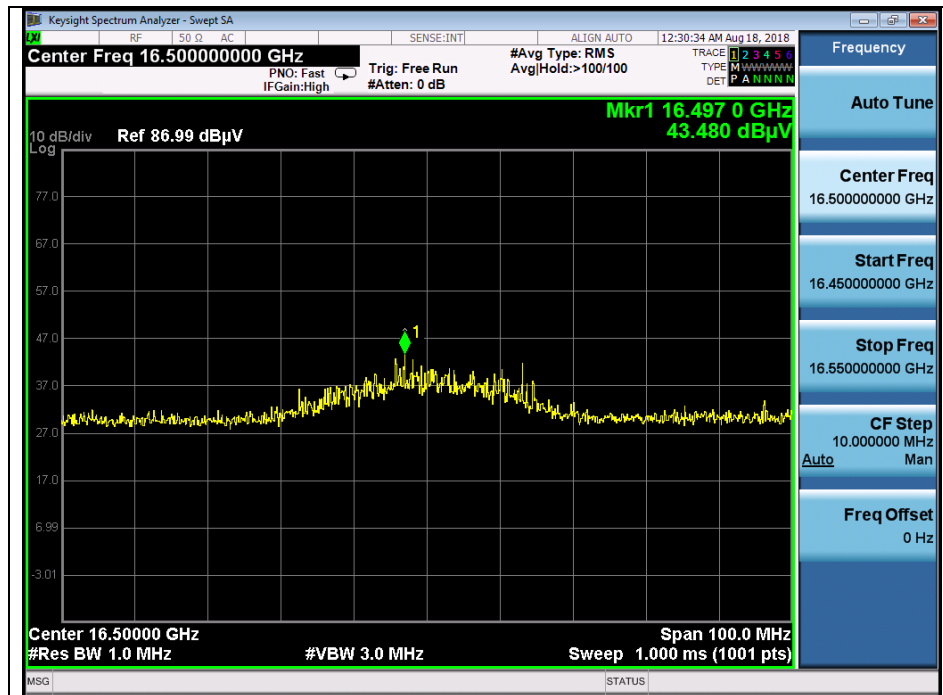


## Low channel 2<sup>nd</sup> harmonic (Average) - Band 2C

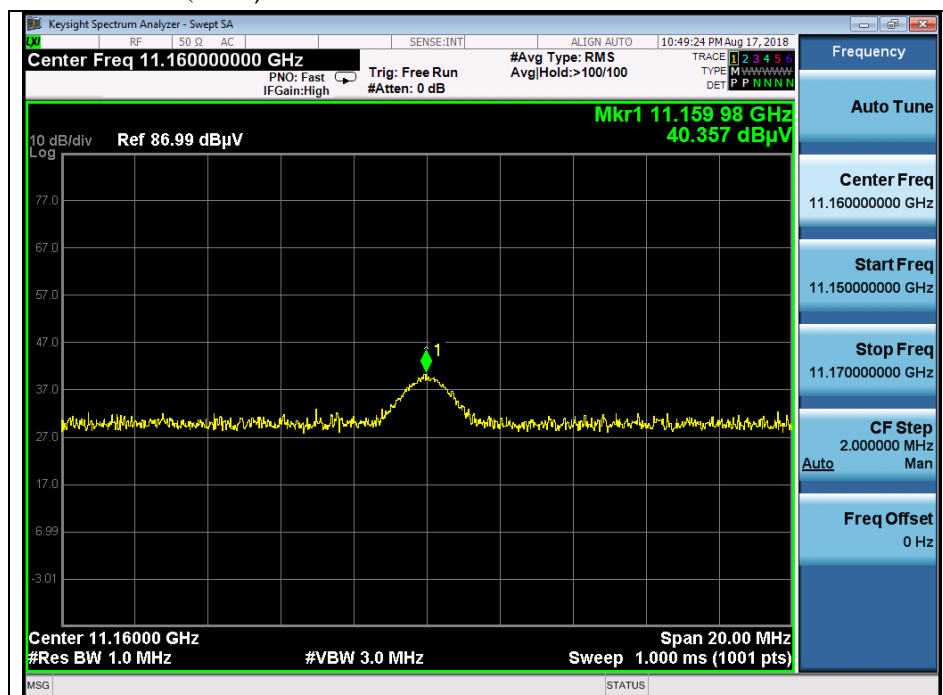


The results shown in this test report refer only to the sample(s) tested unless otherwise stated. This test report cannot be reproduced, except in full, without prior written permission of the Company. This test report does not assure KOLAS accreditation.

## Low channel 3<sup>rd</sup> harmonic (Peak) - Band 2C

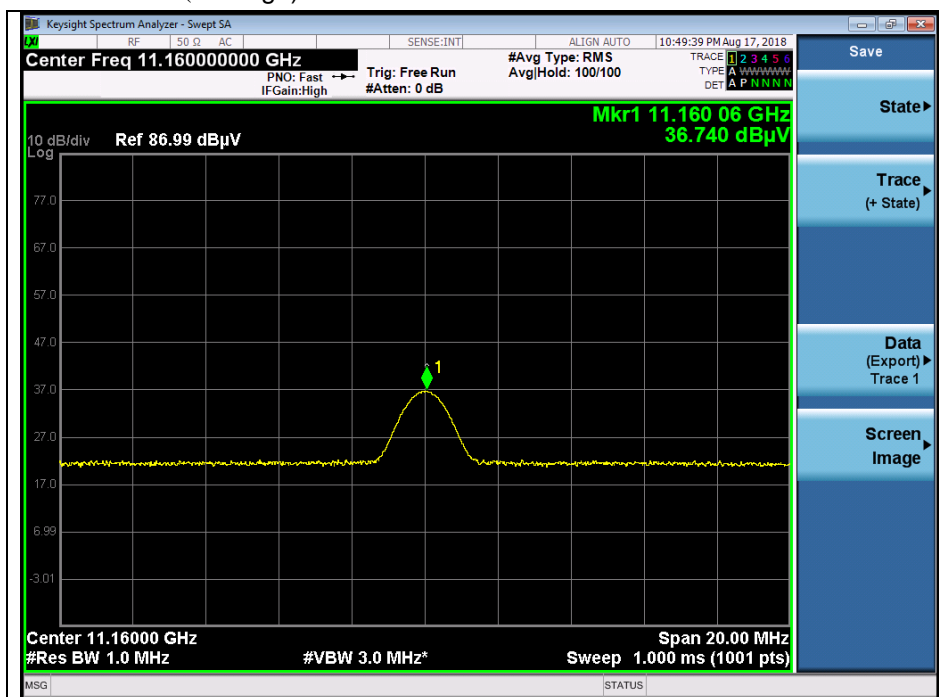


## Middle channel 2<sup>nd</sup> harmonic (Peak) - Band 2C

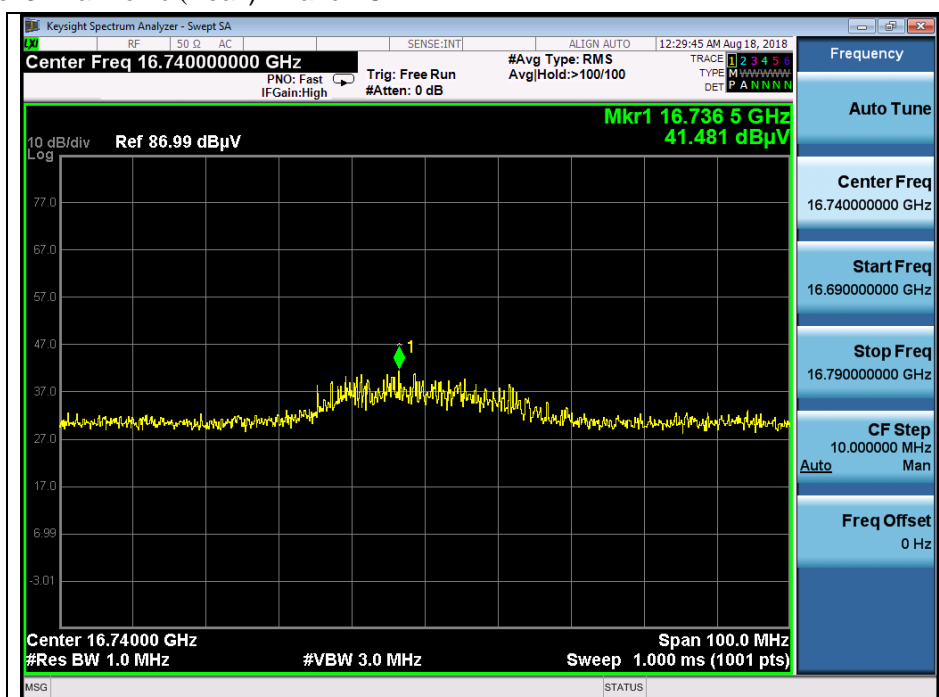


The results shown in this test report refer only to the sample(s) tested unless otherwise stated. This test report cannot be reproduced, except in full, without prior written permission of the Company. This test report does not assure KOLAS accreditation.

## Middle channel 2<sup>nd</sup> harmonic (Average) - Band 2C

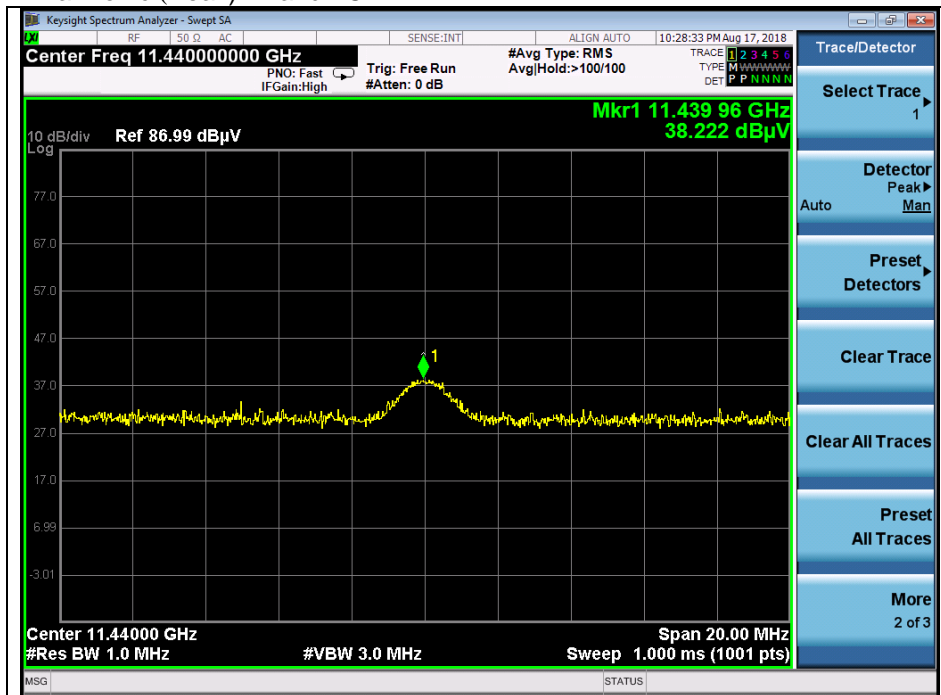


## Middle channel 3<sup>rd</sup> harmonic (Peak) - Band 2C

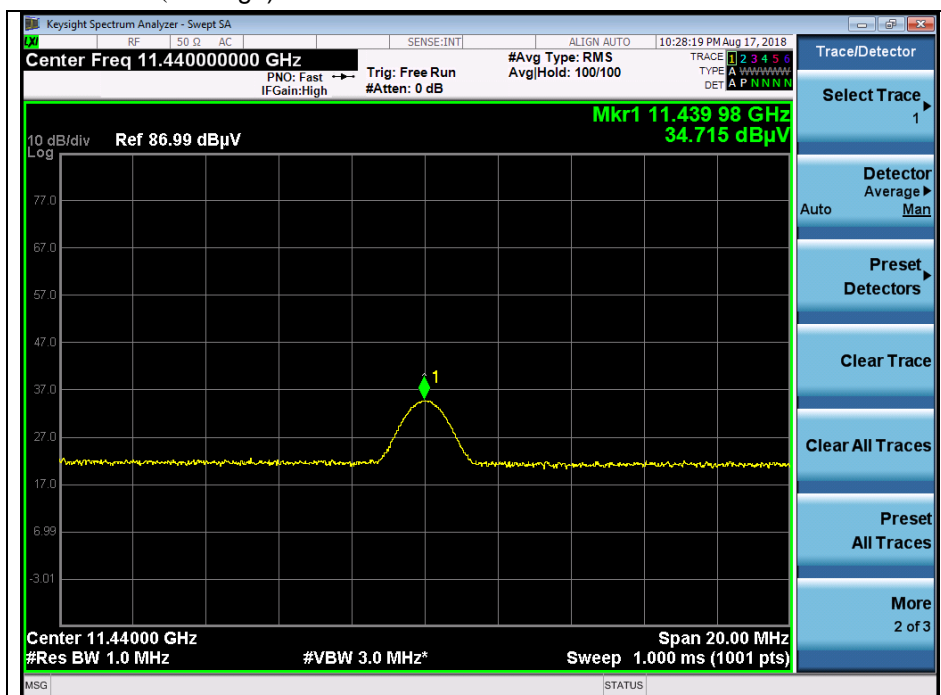


The results shown in this test report refer only to the sample(s) tested unless otherwise stated. This test report cannot be reproduced, except in full, without prior written permission of the Company. This test report does not assure KOLAS accreditation.

## High channel 2<sup>nd</sup> harmonic (Peak) - Band 2C



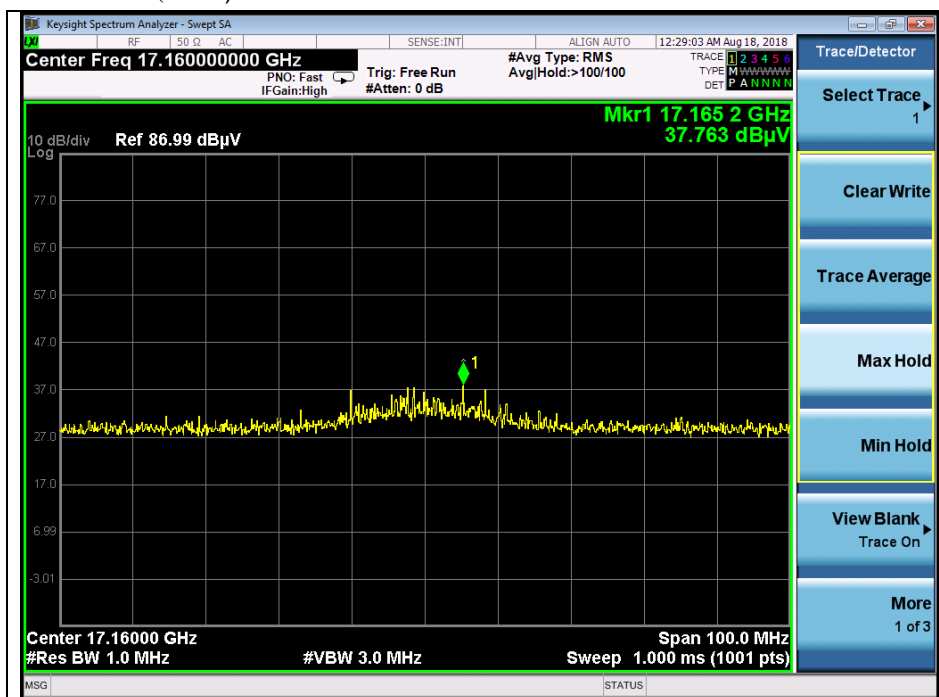
## High channel 2<sup>nd</sup> harmonic (Average) - Band 2C



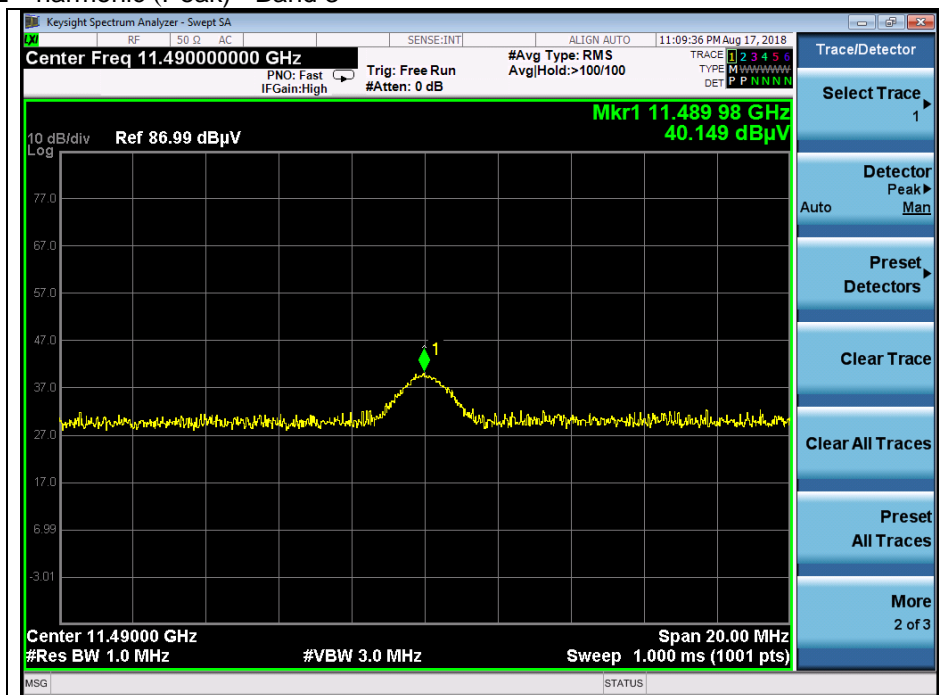
The results shown in this test report refer only to the sample(s) tested unless otherwise stated. This test report cannot be reproduced, except in full, without prior written permission of the Company. This test report does not assure KOLAS accreditation.



## High channel 3<sup>rd</sup> harmonic (Peak) - Band 2C



## Low channel 2<sup>nd</sup> harmonic (Peak) - Band 3



The results shown in this test report refer only to the sample(s) tested unless otherwise stated. This test report cannot be reproduced, except in full, without prior written permission of the Company. This test report does not assure KOLAS accreditation.