Mode	95	
	Band Edge	
	U-NII-2C_5.47-5.725_802.11a_CH100_5500MHz	
ANT	2	
Pol.	Vertical	Fundamental
Peak	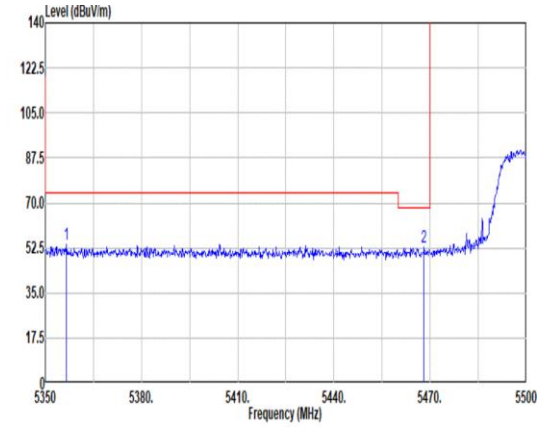 Site : 03CH12-HY Condition: PEAK_BE(UNII)_B3 3m 9120D-02114-240711 VERTICAL : RBW:1000.000kHz VBW:3000.000kHz SWT:Auto Freq Level Limit Line Margin Read Level Ant Factor Cable Loss Preamp Factor Aux Factor APos TPos Remark MHz dBuV/m dBuV/m dB dBuV dB/m dB dB dB cm deg 1 5356.60 53.69 74.00 -20.31 42.01 33.09 11.71 33.12 0.00 300 99 PEAK 2 5468.05 52.88 68.20 -15.32 41.39 33.07 11.58 33.16 0.00 300 99 PEAK	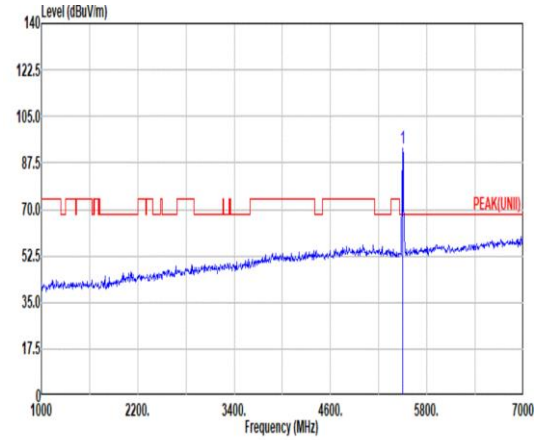 Site : 03CH12-HY Condition: PEAK(UNII) 3m 9120D-02114-240711 VERTICAL : RBW:1000.000kHz VBW:3000.000kHz SWT:Auto Freq Level Limit Line Margin Read Level Ant Factor Cable Loss Preamp Factor Aux Factor APos TPos Remark MHz dBuV/m dBuV/m dB dBuV dB/m dB dB dB cm deg 1 5500.00 92.82 ------ ------ 81.39 33.20 11.40 33.17 0.00 300 99 PEAK
Avg	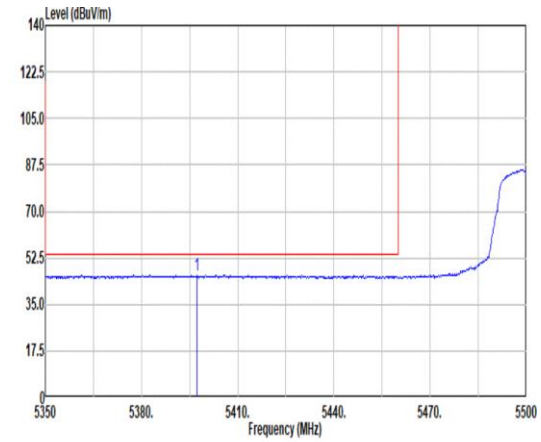 Site : 03CH12-HY Condition: AVG_BE(UNII)_B3 3m 9120D-02114-240711 VERTICAL : RBW:1000.000kHz VBW:1.100kHz SWT:Auto Freq Level Limit Line Margin Read Level Ant Factor Cable Loss Preamp Factor Aux Factor APos TPos Remark MHz dBuV/m dBuV/m dB dBuV dB/m dB dB dB cm deg 1 5397.25 46.21 54.00 -7.79 34.40 33.01 11.94 33.14 0.00 300 99 AVERAGE	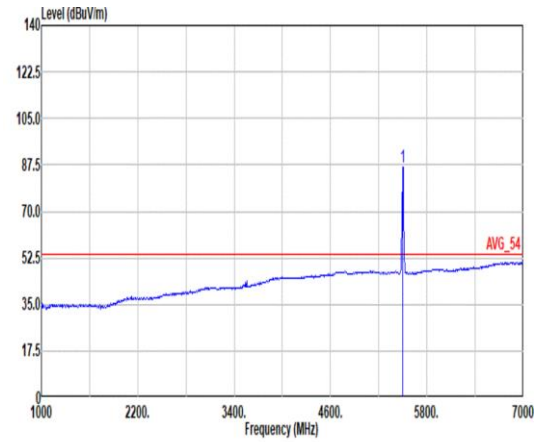 Site : 03CH12-HY Condition: AVG_54 3m 9120D-02114-240711 VERTICAL : RBW:1000.000kHz VBW:1.100kHz SWT:Auto Freq Level Limit Line Margin Read Level Ant Factor Cable Loss Preamp Factor Aux Factor APos TPos Remark MHz dBuV/m dBuV/m dB dBuV dB/m dB dB dB cm deg 1 5500.00 86.86 ------ ------ 75.43 33.20 11.40 33.17 0.00 300 99 AVERAGE

Mode	95	
	Harmonic	
	U-NII-2C_5.47-5.725_802.11a_CH100_5500MHz	
ANT	2	
Pol.	Horizontal	Vertical
Peak Avg	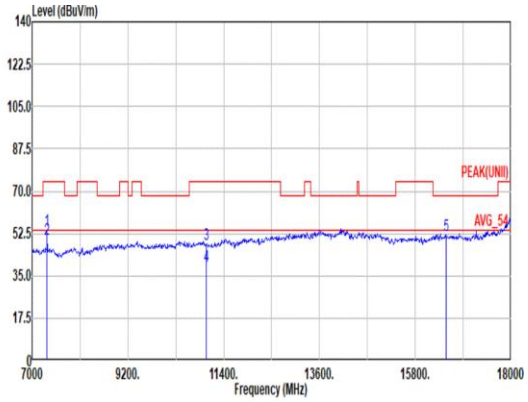 Site : 03CH12-HY Condition: PEAK(UNII) 3m 9120D-02114-240711 HORIZONTAL Freq Level Limit Line Margin Read Level Ant Factor Cable Loss Preamp Factor Aux Factor APos TPos Remark MHz dBuV/m dBuV/m dB dBuV dB/m dB dB dB cm deg 1 7333.00 53.68 74.00 -20.32 67.57 37.00 14.32 66.05 0.84 400 269 Peak 2 7333.00 50.10 54.00 -3.90 63.99 37.00 14.32 66.05 0.84 400 269 Average 3 11000.00 48.12 74.00 -25.88 58.55 38.90 17.39 67.00 0.28 140 79 PEAK 4 11000.00 39.07 54.00 -14.93 49.50 38.90 17.39 67.00 0.28 140 79 Average 5 16500.00 51.58 68.20 -16.62 56.75 38.70 22.53 66.83 0.43 -- -- PEAK	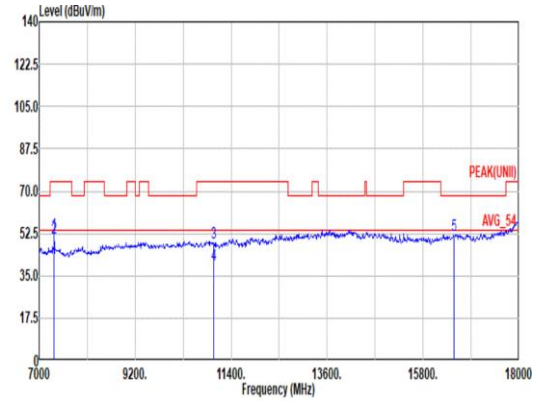 Site : 03CH12-HY Condition: PEAK(UNII) 3m 9120D-02114-240711 VERTICAL Freq Level Limit Line Margin Read Level Ant Factor Cable Loss Preamp Factor Aux Factor APos TPos Remark MHz dBuV/m dBuV/m dB dBuV dB/m dB dB dB cm deg 1 7333.00 52.32 74.00 -21.68 66.21 37.00 14.32 66.05 0.84 100 59 Peak 2 7333.00 50.75 54.00 -3.25 64.64 37.00 14.32 66.05 0.84 100 59 Average 3 11000.00 48.60 74.00 -25.40 59.03 38.90 17.39 67.00 0.28 124 57 Peak 4 11000.00 39.59 54.00 -14.41 50.02 38.90 17.39 67.00 0.28 124 57 Average 5 16500.00 51.64 68.20 -16.56 56.81 38.70 22.53 66.83 0.43 -- -- PEAK

Mode	95	
	Harmonic	
	U-NII-2C_5.47-5.725_802.11a_CH100_5500MHz	
ANT	2	
Pol.	Horizontal	Vertical
14.47G ~14.5G Avg	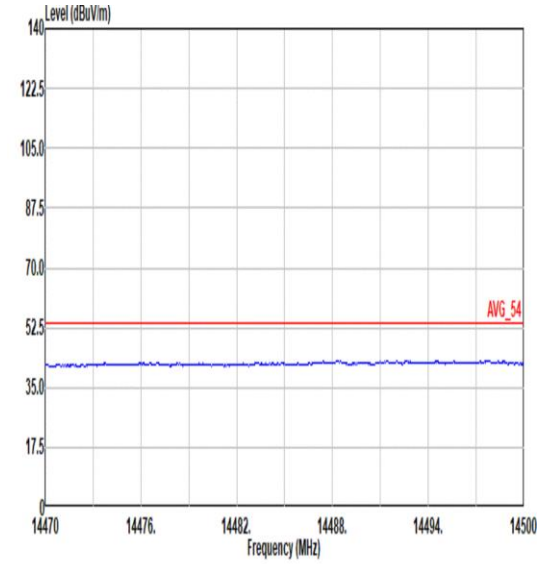 Site : 03CH12-HY Condition: AVG_54 3m 9120D-02114-240711 HORIZONTAL	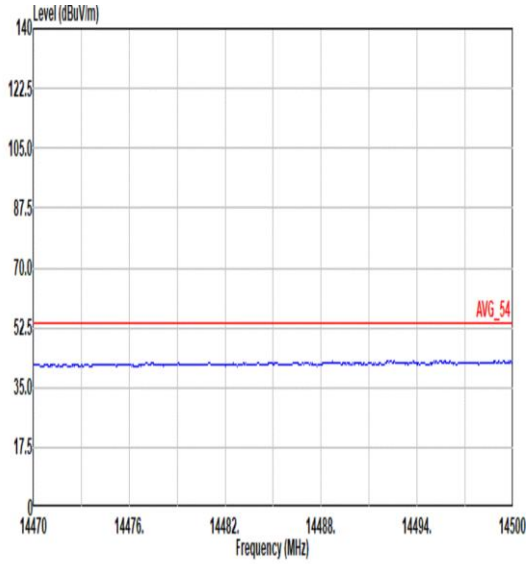 Site : 03CH12-HY Condition: AVG_54 3m 9120D-02114-240711 VERTICAL
17.7G ~18G Avg	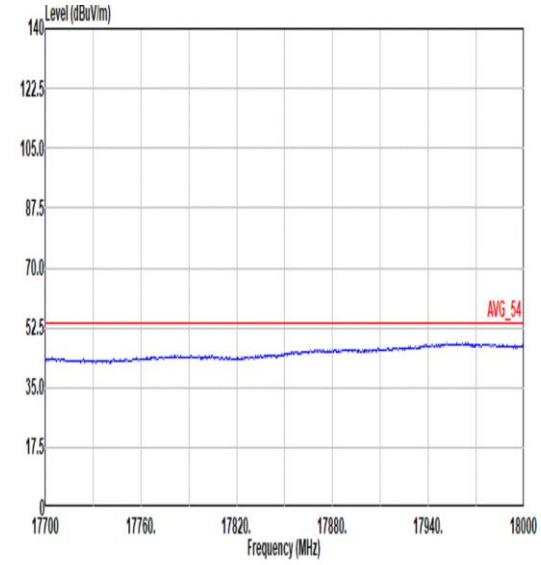 Site : 03CH12-HY Condition: AVG_54 3m 9120D-02114-240711 HORIZONTAL	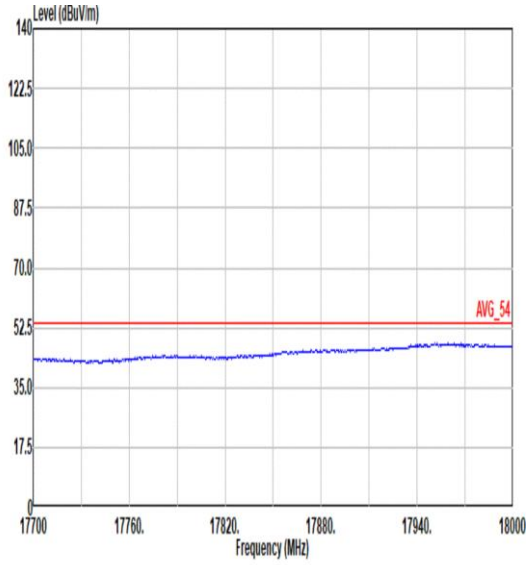 Site : 03CH12-HY Condition: AVG_54 3m 9120D-02114-240711 VERTICAL

Mode	96	
	Band Edge - L	
	U-NII-2C_5.47-5.725_802.11a_CH116_5580MHz	
ANT	2	
Pol.	Horizontal	Fundamental
Peak	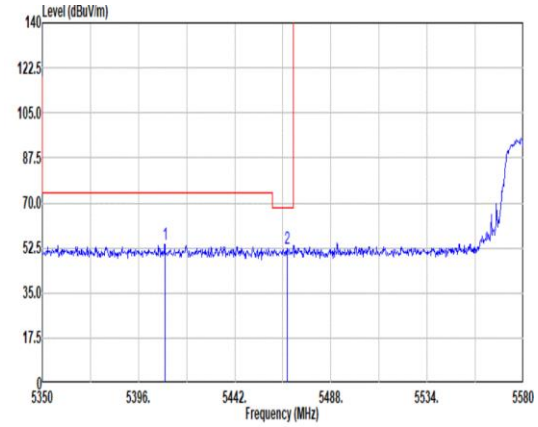 Site : 03CH12-HY Condition: PEAK_BE(UNII)_B3 3m 9120D-02114-240711 HORIZONTAL : RBW:1000.000kHz VBW:3000.000kHz SWT:Auto 1 5408.65 53.88 74.00 -20.12 42.11 33.00 11.91 33.14 0.00 100 114 PEAK 2 5467.07 52.29 68.20 -15.91 40.80 33.07 11.58 33.16 0.00 100 114 PEAK	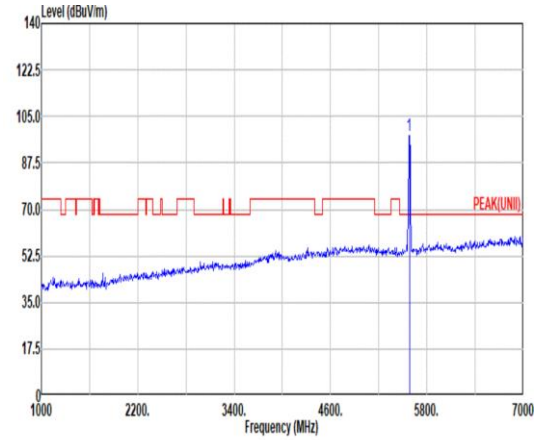 Site : 03CH12-HY Condition: PEAK(UNII) 3m 9120D-02114-240711 HORIZONTAL : RBW:1000.000kHz VBW:3000.000kHz SWT:Auto 1 5580.00 97.65 ------ ------ 86.52 33.10 11.28 33.25 0.00 100 114 PEAK
Avg	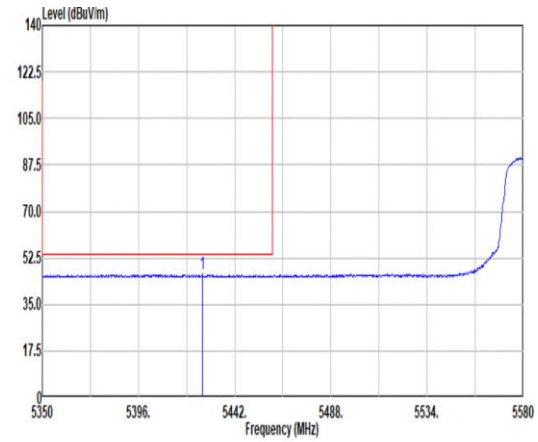 Site : 03CH12-HY Condition: AVG_BE(UNII)_B3 3m 9120D-02114-240711 HORIZONTAL : RBW:1000.000kHz VBW:1.100kHz SWT:Auto 1 5426.59 46.41 54.00 -7.59 34.75 33.00 11.81 33.15 0.00 100 114 AVERAGE	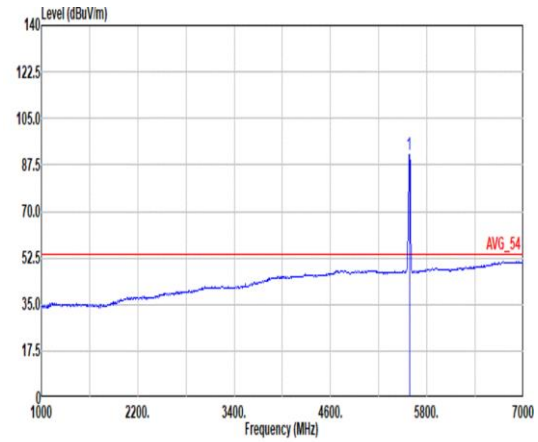 Site : 03CH12-HY Condition: AVG_54 3m 9120D-02114-240711 HORIZONTAL : RBW:1000.000kHz VBW:1.100kHz SWT:Auto 1 5580.00 91.45 ------ ------ 80.32 33.10 11.28 33.25 0.00 100 114 AVERAGE

Mode	96	
	Band Edge - R	
	U-NII-2C_5.47-5.725_802.11a_CH116_5580MHz	
ANT	2	
Pol.	Horizontal	Fundamental
Peak	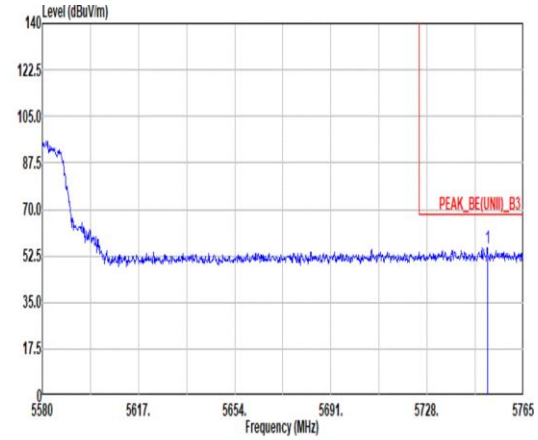 Site : 03CH12-HY Condition: PEAK_BE(UNII)_B3 3m 9120D-02114-240711 HORIZONTAL : RBW:1000.000kHz VBW:3000.000kHz SWT:Auto Freq Level Limit Line Margin Read Level Ant Factor Cable Loss Preamp Factor Aux Factor APos TPos Remark MHz dBuV/m dBuV/m dB dBuV dB/m dB dB dB cm deg 1 5751.13 55.73 68.20 -12.47 44.17 33.80 11.18 33.42 0.00 100 114 PEAK	Blank

Mode	96	
	Band Edge - L	
	U-NII-2C_5.47-5.725_802.11a_CH116_5580MHz	
ANT	2	
Pol.	Vertical	Fundamental
Peak	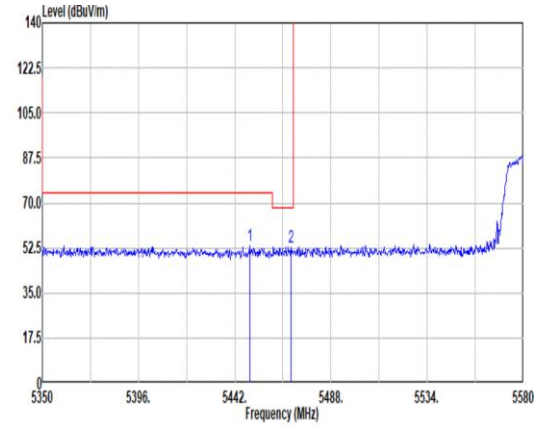 Site : 03CH12-HY Condition: PEAK_BE(UNII)_B3 3m 9120D-02114-240711 VERTICAL : RBW:1000.000kHz VBW:3000.000kHz SWT:Auto Freq Level Limit Line Margin Read Level Ant Factor Cable Loss Preamp Factor Aux Factor APos TPos Remark MHz dBuV/m dBuV/m dB dBuV dB/m dB dB dB cm deg 1 5449.13 53.57 74.00 -20.43 42.04 33.00 11.68 33.15 0.00 100 126 PEAK 2 5468.91 52.93 68.20 -15.27 41.44 33.08 11.57 33.16 0.00 100 126 PEAK	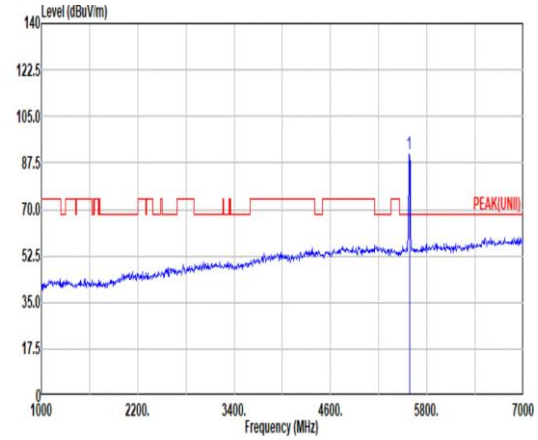 Site : 03CH12-HY Condition: PEAK(UNII) 3m 9120D-02114-240711 VERTICAL : RBW:1000.000kHz VBW:3000.000kHz SWT:Auto Freq Level Limit Line Margin Read Level Ant Factor Cable Loss Preamp Factor Aux Factor APos TPos Remark MHz dBuV/m dBuV/m dB dBuV dB/m dB dB dB cm deg 1 5580.00 90.95 ------ ------ 79.82 33.10 11.28 33.25 0.00 100 126 PEAK
Avg	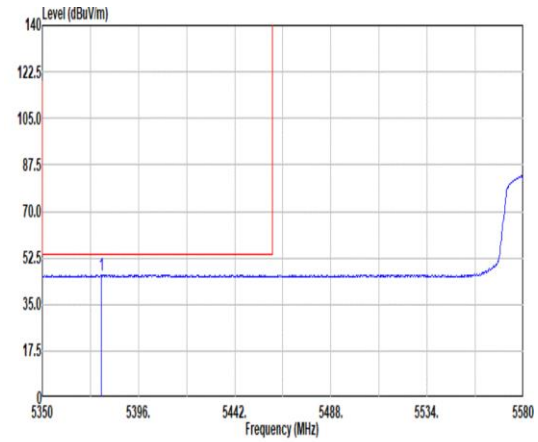 Site : 03CH12-HY Condition: AVG_BE(UNII)_B3 3m 9120D-02114-240711 VERTICAL : RBW:1000.000kHz VBW:1.100kHz SWT:Auto Freq Level Limit Line Margin Read Level Ant Factor Cable Loss Preamp Factor Aux Factor APos TPos Remark MHz dBuV/m dBuV/m dB dBuV dB/m dB dB dB cm deg 1 5378.29 46.23 54.00 -7.77 34.48 33.04 11.84 33.13 0.00 100 126 AVERAGE	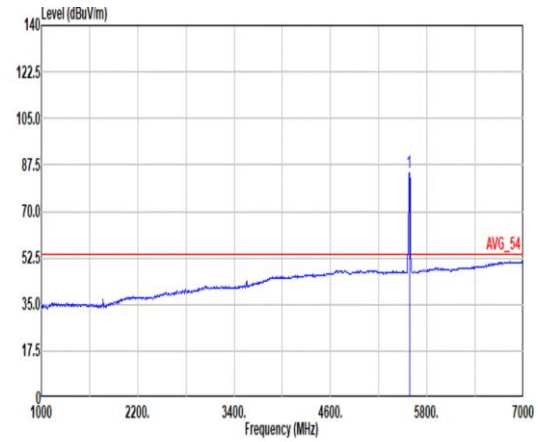 Site : 03CH12-HY Condition: AVG_54 3m 9120D-02114-240711 VERTICAL : RBW:1000.000kHz VBW:1.100kHz SWT:Auto Freq Level Limit Line Margin Read Level Ant Factor Cable Loss Preamp Factor Aux Factor APos TPos Remark MHz dBuV/m dBuV/m dB dBuV dB/m dB dB dB cm deg 1 5580.00 84.47 ------ ------ 73.34 33.10 11.28 33.25 0.00 100 126 AVERAGE

Mode	96	
	Band Edge - R	
	U-NII-2C_5.47-5.725_802.11a_CH116_5580MHz	
ANT	2	
Pol.	Vertical	Fundamental
Peak	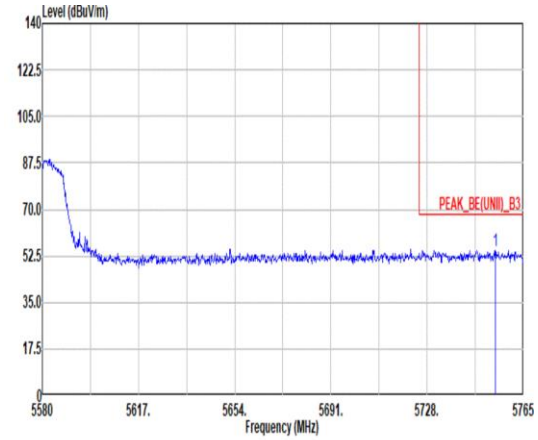 Site : 03CH12-HY Condition: PEAK_BE(UNII)_B3 3m 9120D-02114-240711 VERTICAL : RBW:1000.000kHz VBW:3000.000kHz SWT:Auto Freq / Level / Limit Line / Margin / Read Level / Ant Factor / Cable Loss / Preamp Factor / Aux Factor / APos / TPos / Remark MHz / dBuV/m / dBuV/m / dB / dBuV / dB/m / dB / dB / dB / cm / deg 1 5754.27 54.52 68.20 -13.68 42.94 33.82 11.18 33.42 0.00 100 126 PEAK	Blank

Mode	96	
	Harmonic	
	U-NII-2C_5.47-5.725_802.11a_CH116_5580MHz	
ANT	2	
Pol.	Horizontal	Vertical
Peak Avg	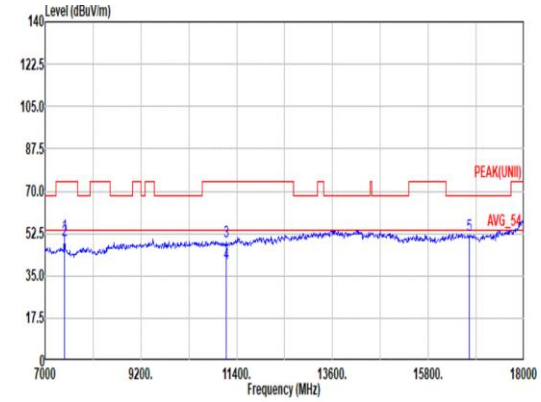 Site : 03CH12-HY Condition: PEAK(UNII) 3m 9120D-02114-240711 HORIZONTAL Freq Level Limit Line Margin Read Level Ant Factor Cable Loss Preamp Factor Aux Factor APos TPos Remark MHz dBuV/m dBuV/m dB dBuV dB/m dB dB dB cm deg 1 7440.00 51.82 74.00 -22.18 66.03 36.68 14.49 66.14 0.76 100 279 Peak 2 7440.00 49.83 54.00 -4.17 64.04 36.68 14.49 66.14 0.76 100 279 Average 3 11160.00 49.29 74.00 -24.71 59.25 38.90 17.71 66.85 0.28 175 66 PEAK 4 11160.00 40.28 54.00 -13.72 50.24 38.90 17.71 66.85 0.28 175 66 Average 5 16740.00 51.53 68.20 -16.67 57.11 38.12 22.63 66.79 0.46 -- -- PEAK	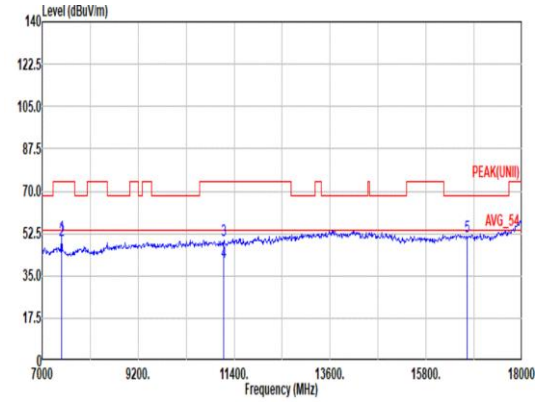 Site : 03CH12-HY Condition: PEAK(UNII) 3m 9120D-02114-240711 VERTICAL Freq Level Limit Line Margin Read Level Ant Factor Cable Loss Preamp Factor Aux Factor APos TPos Remark MHz dBuV/m dBuV/m dB dBuV dB/m dB dB dB cm deg 1 7440.00 51.22 74.00 -22.78 65.43 36.68 14.49 66.14 0.76 100 254 Peak 2 7440.00 49.70 54.00 -4.30 63.91 36.68 14.49 66.14 0.76 100 254 Average 3 11160.00 49.85 74.00 -24.15 59.81 38.90 17.71 66.85 0.28 172 96 PEAK 4 11160.00 40.83 54.00 -13.17 50.79 38.90 17.71 66.85 0.28 172 96 Average 5 16740.00 51.24 68.20 -16.96 56.82 38.12 22.63 66.79 0.46 -- -- PEAK

Mode	96	
	Harmonic	
	U-NII-2C_5.47-5.725_802.11a_CH116_5580MHz	
ANT	2	
Pol.	Horizontal	Vertical
14.47G ~14.5G Avg	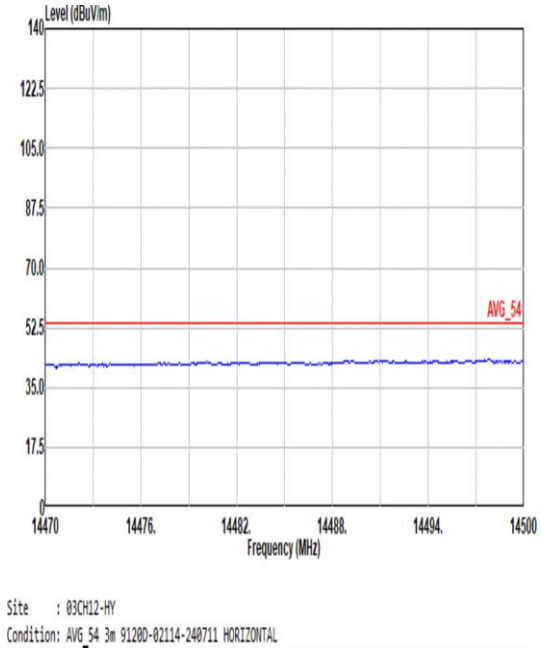	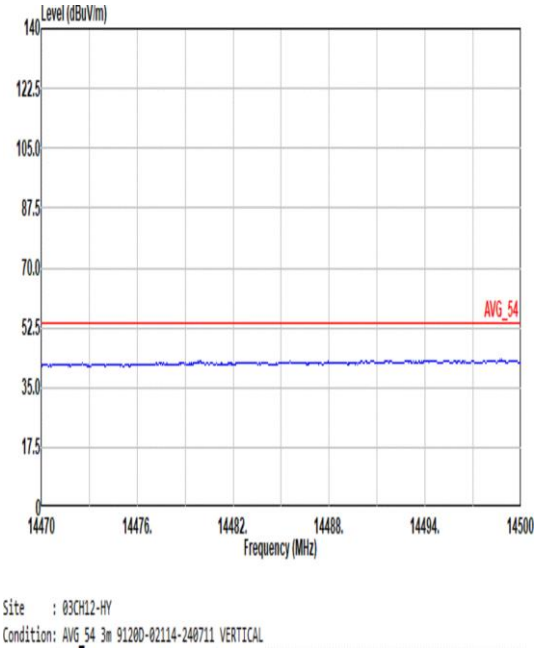
17.7G ~18G Avg	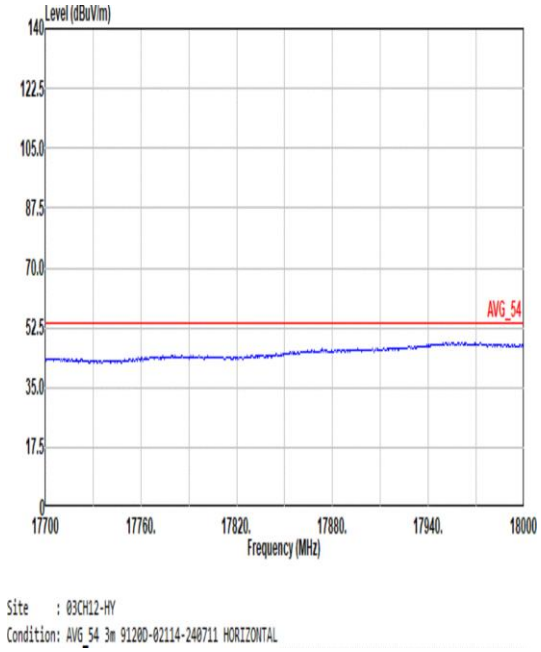	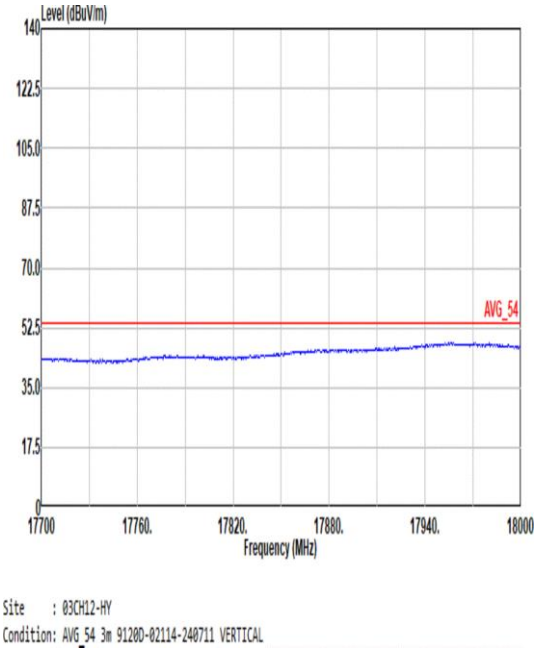

Mode	97	
	Band Edge	
	U-NII-2C_5.47-5.725_802.11a_CH140_5700MHz	
ANT	2	
Pol.	Horizontal	Fundamental
Peak	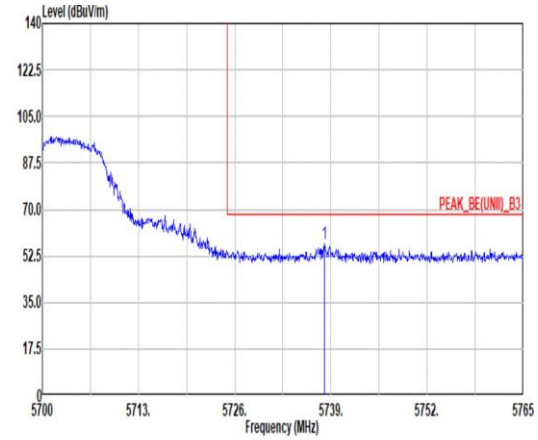 Site : 03CH12-HY Condition: PEAK_BE(UNII)_B3 3m 9120D-02114-240711 HORIZONTAL : RBW:1000.000kHz VBW:3000.000kHz SWT:Auto Freq Level Limit Line Margin Read Level Ant Factor Cable Loss Preamp Factor Aux Factor APos TPos Remark MHz dBuV/m dBuV/m dB dBuV dB/m dB dB dB cm deg 1 5738.09 57.30 68.20 -10.90 45.78 33.75 11.18 33.41 0.00 122 119 PEAK	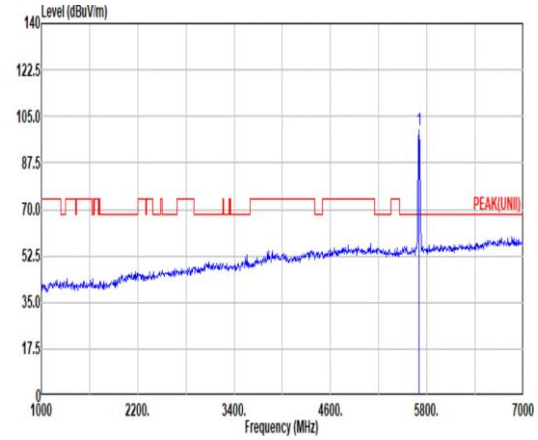 Site : 03CH12-HY Condition: PEAK(UNII) 3m 9120D-02114-240711 HORIZONTAL : RBW:1000.000kHz VBW:3000.000kHz SWT:Auto Freq Level Limit Line Margin Read Level Ant Factor Cable Loss Preamp Factor Aux Factor APos TPos Remark MHz dBuV/m dBuV/m dB dBuV dB/m dB dB dB cm deg 1 5700.00 99.88 ------ ------ 88.47 33.58 11.20 33.37 0.00 122 119 PEAK
Avg	Blank	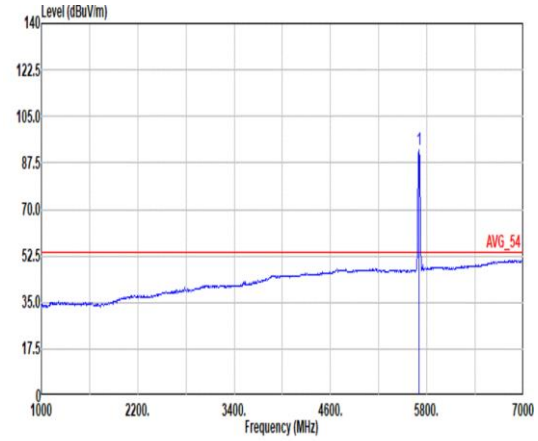 Site : 03CH12-HY Condition: AVG_54 3m 9120D-02114-240711 HORIZONTAL : RBW:1000.000kHz VBW:1.100kHz SWT:Auto Freq Level Limit Line Margin Read Level Ant Factor Cable Loss Preamp Factor Aux Factor APos TPos Remark MHz dBuV/m dBuV/m dB dBuV dB/m dB dB dB cm deg 1 5700.00 92.68 ------ ------ 81.27 33.58 11.20 33.37 0.00 122 119 AVERAGE

Mode	97	
	Band Edge	
	U-NII-2C_5.47-5.725_802.11a_CH140_5700MHz	
ANT	2	
Pol.	Vertical	Fundamental
Peak	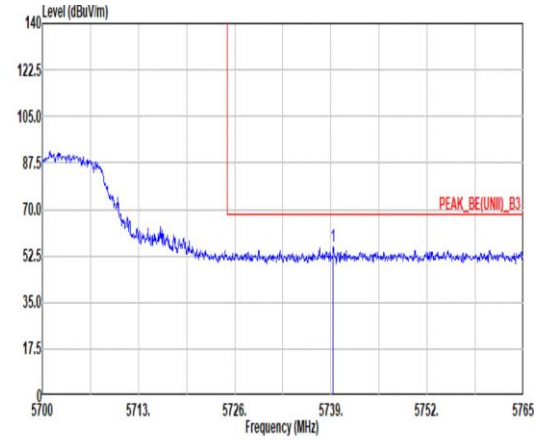 Site : 03CH12-HY Condition: PEAK_BE(UNII)_B3 3m 9120D-02114-240711 VERTICAL : RBW:1000.000kHz VBW:3000.000kHz SWT:Auto Freq Level Limit Line Margin Read Level Ant Factor Cable Loss Preamp Factor Aux Factor APos TPos Remark MHz dBuV/m dBuV/m dB dBuV dB/m dB dB dB cm deg 1 5739.33 55.75 68.20 -12.45 44.22 33.76 11.18 33.41 0.00 296 97 PEAK	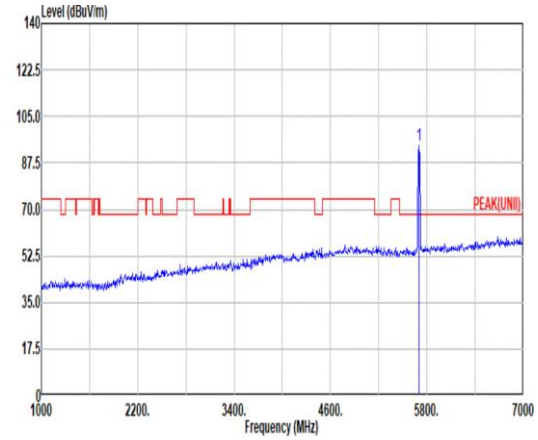 Site : 03CH12-HY Condition: PEAK(UNII) 3m 9120D-02114-240711 VERTICAL : RBW:1000.000kHz VBW:3000.000kHz SWT:Auto Freq Level Limit Line Margin Read Level Ant Factor Cable Loss Preamp Factor Aux Factor APos TPos Remark MHz dBuV/m dBuV/m dB dBuV dB/m dB dB dB cm deg 1 5700.00 93.94 ------ ------ 82.49 33.62 11.20 33.37 0.00 296 97 PEAK
Avg	Blank	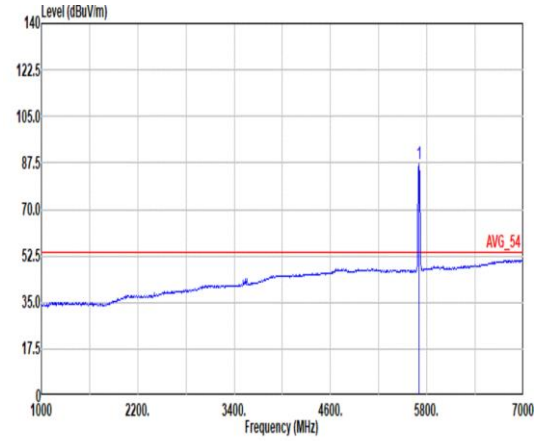 Site : 03CH12-HY Condition: AVG_54 3m 9120D-02114-240711 VERTICAL : RBW:1000.000kHz VBW:1.100kHz SWT:Auto Freq Level Limit Line Margin Read Level Ant Factor Cable Loss Preamp Factor Aux Factor APos TPos Remark MHz dBuV/m dBuV/m dB dBuV dB/m dB dB dB cm deg 1 5700.00 87.01 ------ ------ 75.60 33.58 11.20 33.37 0.00 296 97 AVERAGE

Mode	97	
	Harmonic	
	U-NII-2C_5.47-5.725_802.11a_CH140_5700MHz	
ANT	2	
Pol.	Horizontal	Vertical
Peak Avg	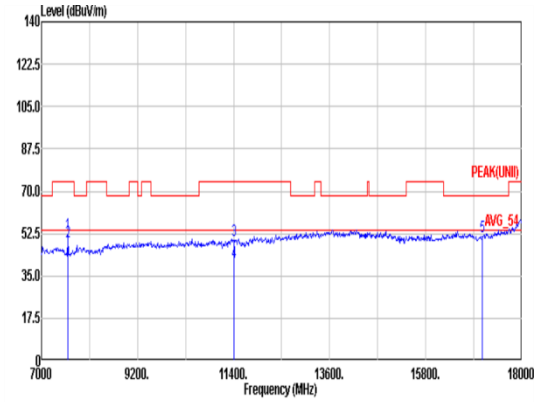 Site : 03CH12-HY Condition: PEAK(UNII) 3m 9120D-02114-240711 HORIZONTAL Freq Level Limit Line Margin Read Level Ant Factor Cable Loss Preamp Factor Aux Factor APos TPos Remark MHz dBuV/m dBuV/m dB dBuV dB/m dB dB dB cm deg 1 7600.00 52.20 74.00 -21.80 66.99 36.40 14.51 66.24 0.54 400 307 Peak 2 7600.00 49.26 54.00 -4.74 64.05 36.40 14.51 66.24 0.54 400 307 Average 3 11400.00 49.51 74.00 -24.49 58.45 39.20 18.19 66.62 0.29 172 88 PEAK 4 11400.00 40.50 54.00 -13.50 49.44 39.20 18.19 66.62 0.29 172 88 Average 5 17100.00 51.27 68.20 -16.93 56.88 38.00 22.84 66.96 0.51 -- -- PEAK	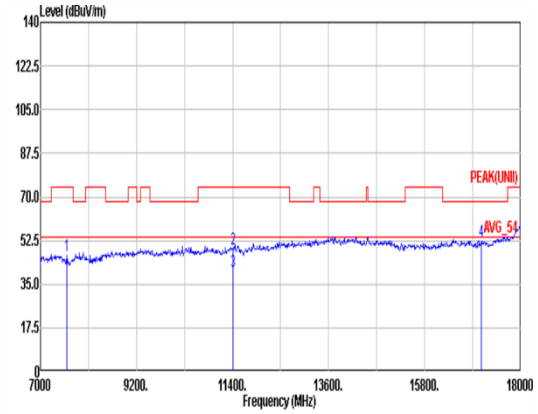 Site : 03CH12-HY Condition: PEAK(UNII) 3m 9120D-02114-240711 VERTICAL Freq Level Limit Line Margin Read Level Ant Factor Cable Loss Preamp Factor Aux Factor APos TPos Remark MHz dBuV/m dBuV/m dB dBuV dB/m dB dB dB cm deg 1 7600.00 46.29 74.00 -27.71 61.07 36.41 14.51 66.24 0.54 -- -- Peak 2 11400.00 49.36 74.00 -24.64 58.30 39.20 18.19 66.62 0.29 177 102 PEAK 3 11400.00 40.34 54.00 -13.66 49.28 39.20 18.19 66.62 0.29 177 102 Average 4 17100.00 52.08 68.20 -16.12 57.69 38.00 22.84 66.96 0.51 -- -- PEAK

Mode	97	
	Harmonic	
	U-NII-2C_5.47-5.725_802.11a_CH140_5700MHz	
ANT	2	
Pol.	Horizontal	Vertical
14.47G ~14.5G Avg	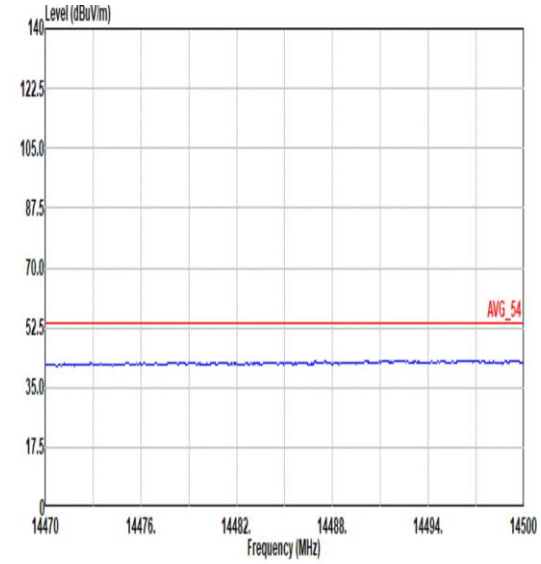 Site : 03CH12-HY Condition: AVG_54 3m 9120D-02114-240711 HORIZONTAL	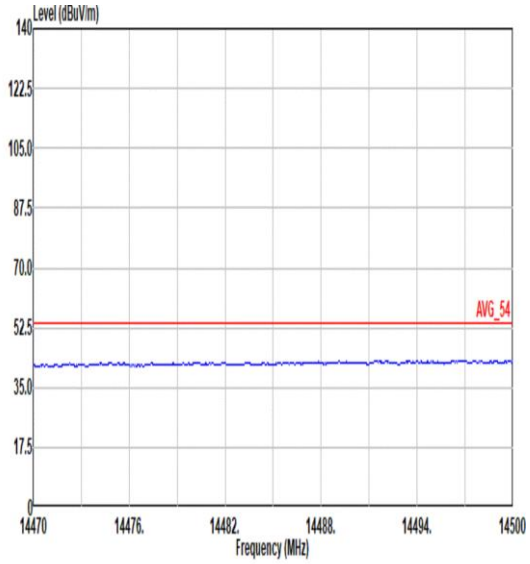 Site : 03CH12-HY Condition: AVG_54 3m 9120D-02114-240711 VERTICAL
17.7G ~18G Avg	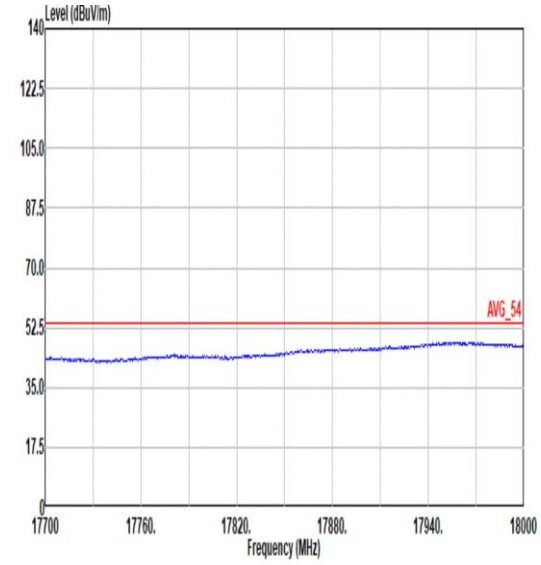 Site : 03CH12-HY Condition: AVG_54 3m 9120D-02114-240711 HORIZONTAL	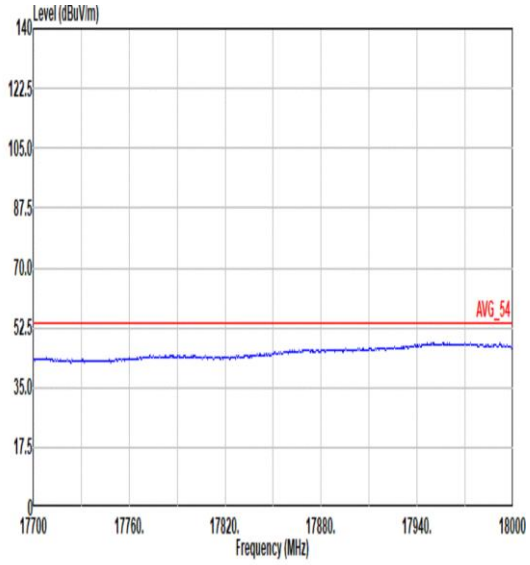 Site : 03CH12-HY Condition: AVG_54 3m 9120D-02114-240711 VERTICAL

Mode	98	
	Band Edge	
	U-NII-2C_5.47-5.725_802.11ax HE20_CH100_Full RU_5500MHz	
ANT	2	
Pol.	Horizontal	Fundamental
Peak	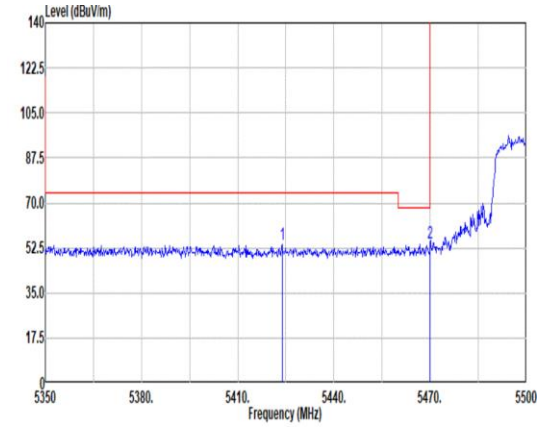 Site : 03CH12-HY Condition: PEAK_BE(UNII)_B3 3m 9120D-02114-240711 HORIZONTAL : RBW:1000.000kHz VBW:3000.000kHz SWT:Auto 1 5423.80 53.68 74.00 -20.32 41.99 33.00 11.83 33.14 0.00 100 117 PEAK 2 5470.00 54.65 68.20 -13.55 43.16 33.08 11.57 33.16 0.00 100 117 PEAK	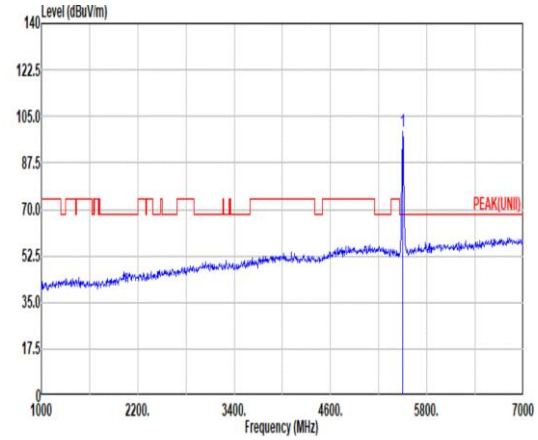 Site : 03CH12-HY Condition: PEAK(UNII) 3m 9120D-02114-240711 HORIZONTAL : RBW:1000.000kHz VBW:3000.000kHz SWT:Auto 1 5500.00 99.57 ------ ------ 88.14 33.20 11.40 33.17 0.00 100 117 PEAK
Avg	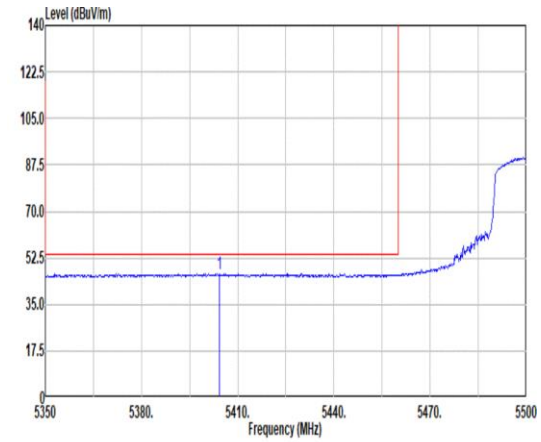 Site : 03CH12-HY Condition: AVG_BE(UNII)_B3 3m 9120D-02114-240711 HORIZONTAL : RBW:1000.000kHz VBW:1.500kHz SWT:Auto 1 5404.30 46.74 54.00 -7.26 34.94 33.00 11.94 33.14 0.00 100 117 AVERAGE	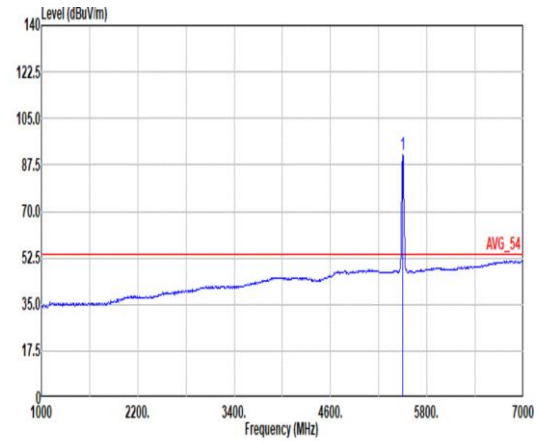 Site : 03CH12-HY Condition: AVG_54 3m 9120D-02114-240711 HORIZONTAL : RBW:1000.000kHz VBW:1.500kHz SWT:Auto 1 5500.00 91.38 ------ ------ 79.95 33.20 11.40 33.17 0.00 100 117 AVERAGE

Mode	98	
	Band Edge	
	U-NII-2C_5.47-5.725_802.11ax HE20_CH100_Full RU_5500MHz	
ANT	2	
Pol.	Vertical	Fundamental
Peak	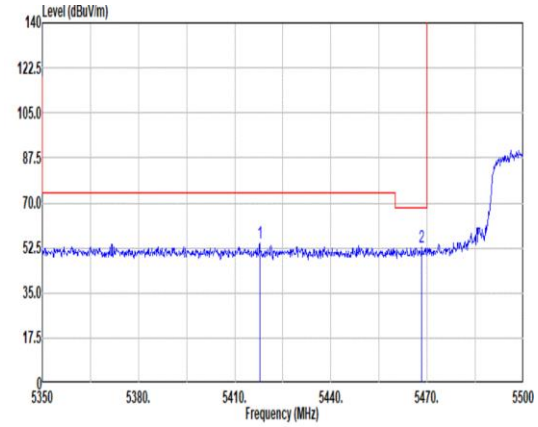 Site : 03CH12-HY Condition: PEAK_BE(UNII)_B3 3m 9120D-02114-240711 VERTICAL : RBW:1000.000kHz VBW:3000.000kHz SWT:Auto Freq Level Limit Line Margin Read Level Ant Factor Cable Loss Preamp Factor Aux Factor APos TPos Remark MHz dBuV/m dBuV/m dB dBuV dB/m dB dB dB cm deg 1 5417.80 54.15 74.00 -19.85 42.43 33.00 11.86 33.14 0.00 300 84 PEAK 2 5468.35 52.84 68.20 -15.36 41.35 33.07 11.58 33.16 0.00 300 84 PEAK	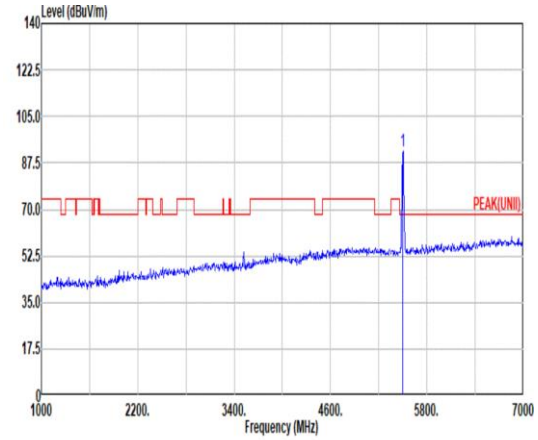 Site : 03CH12-HY Condition: PEAK(UNII) 3m 9120D-02114-240711 VERTICAL : RBW:1000.000kHz VBW:3000.000kHz SWT:Auto Freq Level Limit Line Margin Read Level Ant Factor Cable Loss Preamp Factor Aux Factor APos TPos Remark MHz dBuV/m dBuV/m dB dBuV dB/m dB dB dB cm deg 1 5500.00 91.80 ------ ------ 80.40 33.19 11.39 33.18 0.00 300 84 PEAK
Avg	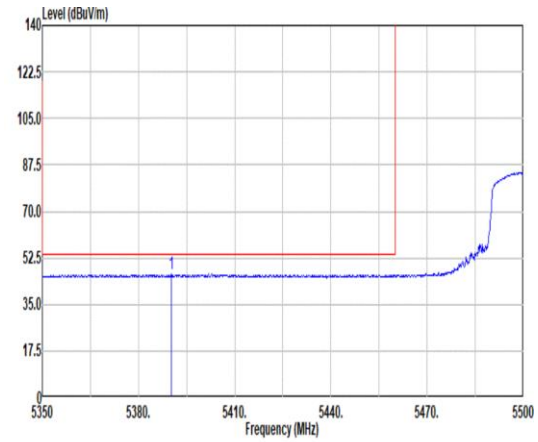 Site : 03CH12-HY Condition: AVG_BE(UNII)_B3 3m 9120D-02114-240711 VERTICAL : RBW:1000.000kHz VBW:1.500kHz SWT:Auto Freq Level Limit Line Margin Read Level Ant Factor Cable Loss Preamp Factor Aux Factor APos TPos Remark MHz dBuV/m dBuV/m dB dBuV dB/m dB dB dB cm deg 1 5390.20 46.33 54.00 -7.67 34.54 33.02 11.90 33.13 0.00 300 84 AVERAGE	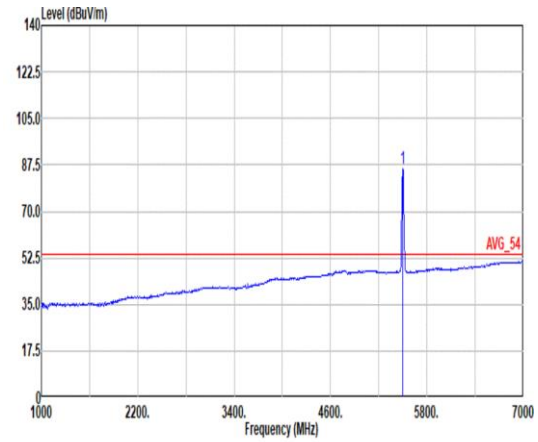 Site : 03CH12-HY Condition: AVG_54 3m 9120D-02114-240711 VERTICAL : RBW:1000.000kHz VBW:1.500kHz SWT:Auto Freq Level Limit Line Margin Read Level Ant Factor Cable Loss Preamp Factor Aux Factor APos TPos Remark MHz dBuV/m dBuV/m dB dBuV dB/m dB dB dB cm deg 1 5500.00 85.98 ------ ------ 74.55 33.20 11.40 33.17 0.00 300 84 AVERAGE

Mode	98	
	Harmonic	
	U-NII-2C_5.47-5.725_802.11ax HE20_CH100_Full RU_5500MHz	
ANT	2	
Pol.	Horizontal	Vertical
Peak Avg	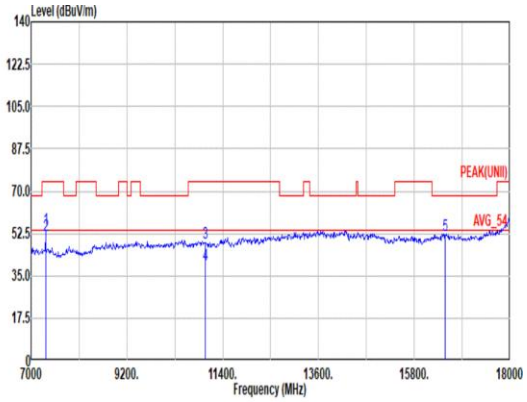 Site : 03CH12-HY Condition: PEAK(UNII) 3m 9120D-02114-240711 HORIZONTAL Freq Level Limit Line Margin Read Level Ant Factor Cable Loss Preamp Factor Aux Factor APos TPos Remark MHz dBuV/m dBuV/m dB dBuV dB/m dB dB dB cm deg 1 7333.00 54.17 74.00 -19.83 68.06 37.00 14.32 66.05 0.84 400 304 Peak 2 7333.00 51.71 54.00 -2.29 65.60 37.00 14.32 66.05 0.84 400 304 Average 3 11000.00 48.66 74.00 -25.34 59.09 38.90 17.39 67.00 0.28 138 21 PEAK 4 11000.00 39.62 54.00 -14.38 50.05 38.90 17.39 67.00 0.28 138 21 Average 5 16500.00 51.57 68.20 -16.63 56.74 38.70 22.53 66.83 0.43 -- -- PEAK	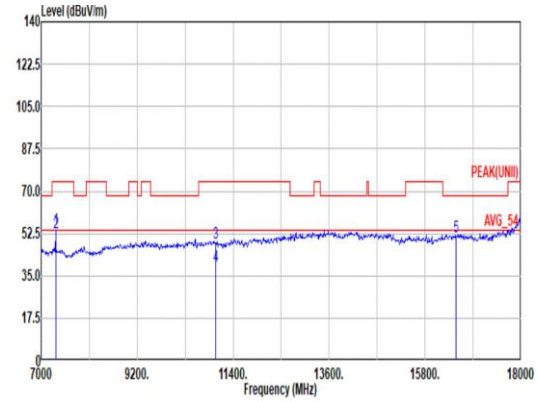 Site : 03CH12-HY Condition: PEAK(UNII) 3m 9120D-02114-240711 VERTICAL Freq Level Limit Line Margin Read Level Ant Factor Cable Loss Preamp Factor Aux Factor APos TPos Remark MHz dBuV/m dBuV/m dB dBuV dB/m dB dB dB cm deg 1 7333.00 54.66 74.00 -19.34 68.55 37.00 14.32 66.05 0.84 100 269 Peak 2 7333.00 52.84 54.00 -1.16 66.73 37.00 14.32 66.05 0.84 100 269 Average 3 11000.00 48.34 74.00 -25.66 58.77 38.90 17.39 67.00 0.28 311 214 PEAK 4 11000.00 38.94 54.00 -15.06 49.37 38.90 17.39 67.00 0.28 311 214 Average 5 16500.00 51.50 68.20 -16.70 56.67 38.70 22.53 66.83 0.43 -- -- PEAK

Mode	98	
	Harmonic	
	U-NII-2C_5.47-5.725_802.11ax HE20_CH100_Full RU_5500MHz	
ANT	2	
Pol.	Horizontal	Vertical
14.47G ~14.5G Avg	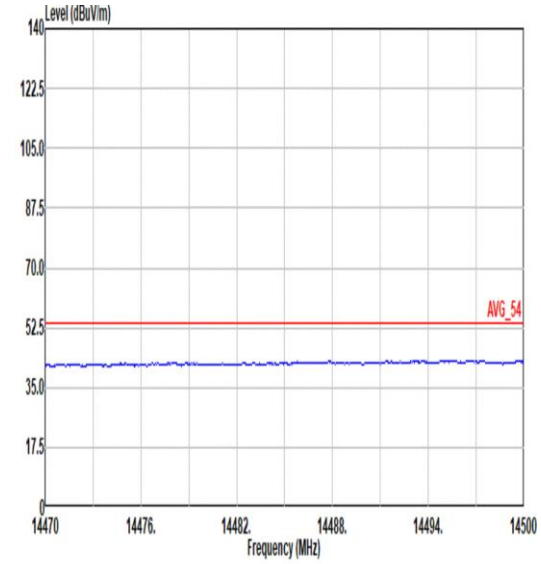 Site : 03CH12-HY Condition: AVG_54 3m 9120D-02114-240711 HORIZONTAL	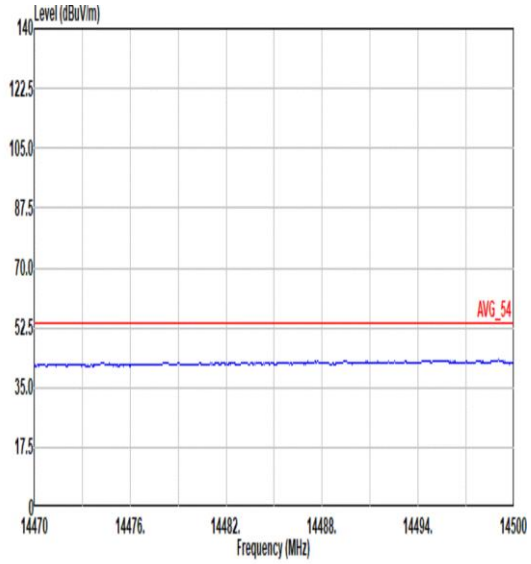 Site : 03CH12-HY Condition: AVG_54 3m 9120D-02114-240711 VERTICAL
17.7G ~18G Avg	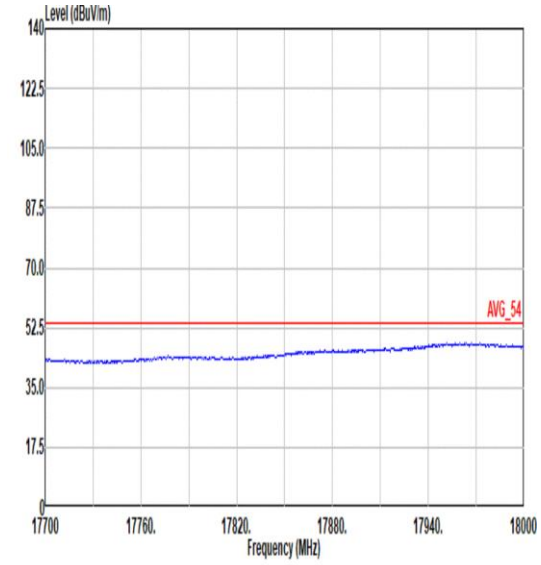 Site : 03CH12-HY Condition: AVG_54 3m 9120D-02114-240711 HORIZONTAL	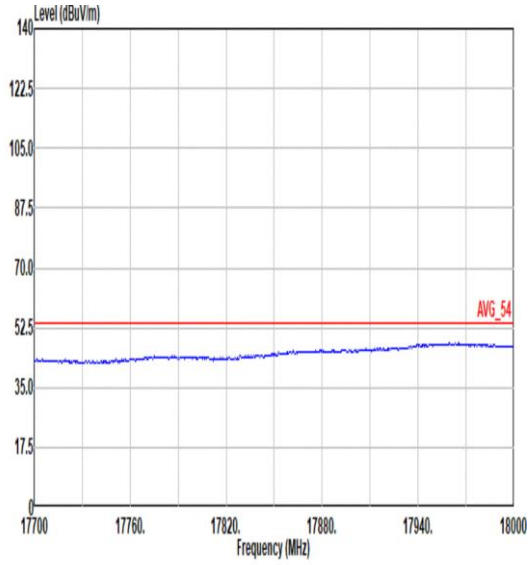 Site : 03CH12-HY Condition: AVG_54 3m 9120D-02114-240711 VERTICAL

Mode	99	
	Band Edge - L	
	U-NII-2C_5.47-5.725_802.11ax HE20_CH116_Full RU_5580MHz	
ANT	2	
Pol.	Horizontal	Fundamental
Peak	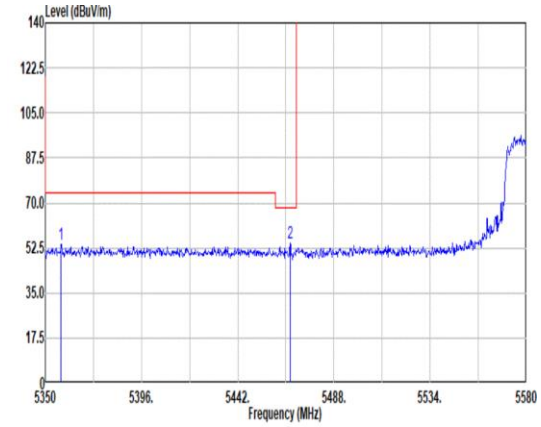 Site : 03CH12-HY Condition: PEAK_BE(UNII)_B3 3m 9120D-02114-240711 HORIZONTAL : RBW:1000.000kHz VBW:3000.000kHz SWT:Auto Freq Level Limit Line Margin Read Level Ant Factor Cable Loss Preamp Factor Aux Factor APos TPos Remark MHz dBuV/m dBuV/m dB dBuV dB/m dB dB dB cm deg 1 5357.59 53.91 74.00 -20.09 42.23 33.08 11.72 33.12 0.00 104 117 PEAK 2 5467.07 54.24 68.20 -13.96 42.75 33.07 11.58 33.16 0.00 104 117 PEAK	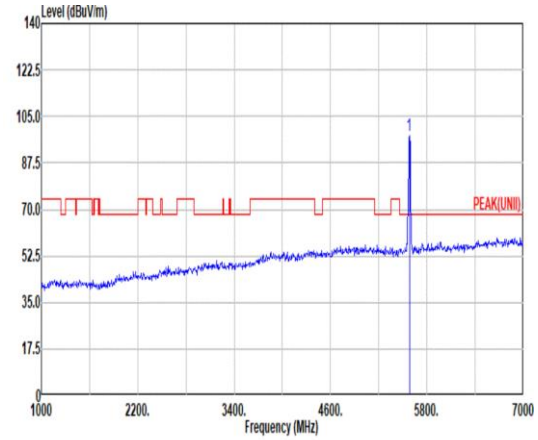 Site : 03CH12-HY Condition: PEAK(UNII) 3m 9120D-02114-240711 HORIZONTAL : RBW:1000.000kHz VBW:3000.000kHz SWT:Auto Freq Level Limit Line Margin Read Level Ant Factor Cable Loss Preamp Factor Aux Factor APos TPos Remark MHz dBuV/m dBuV/m dB dBuV dB/m dB dB dB cm deg 1 5580.00 97.48 ------ ------ 86.36 33.10 11.27 33.25 0.00 104 117 PEAK
Avg	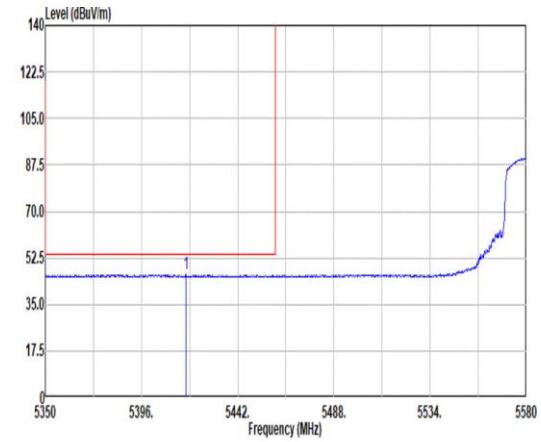 Site : 03CH12-HY Condition: AVG_BE(UNII)_B3 3m 9120D-02114-240711 HORIZONTAL : RBW:1000.000kHz VBW:1.500kHz SWT:Auto Freq Level Limit Line Margin Read Level Ant Factor Cable Loss Preamp Factor Aux Factor APos TPos Remark MHz dBuV/m dBuV/m dB dBuV dB/m dB dB dB cm deg 1 5417.16 46.46 54.00 -7.54 34.74 33.00 11.86 33.14 0.00 104 117 AVERAGE	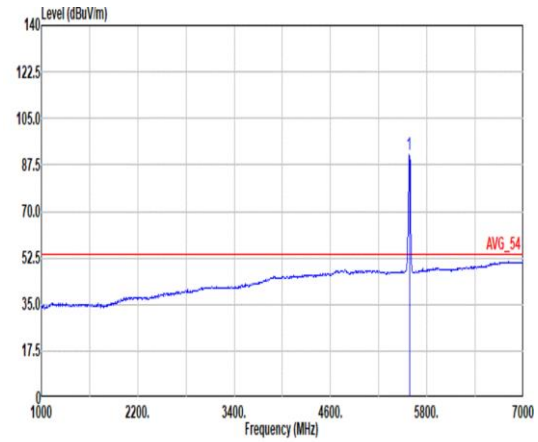 Site : 03CH12-HY Condition: AVG_54 3m 9120D-02114-240711 HORIZONTAL : RBW:1000.000kHz VBW:1.500kHz SWT:Auto Freq Level Limit Line Margin Read Level Ant Factor Cable Loss Preamp Factor Aux Factor APos TPos Remark MHz dBuV/m dBuV/m dB dBuV dB/m dB dB dB cm deg 1 5580.00 91.28 ------ ------ 80.15 33.10 11.28 33.25 0.00 104 117 AVERAGE

Mode	99	
	Band Edge - R	
	U-NII-2C_5.47-5.725_802.11ax HE20_CH116_Full RU_5580MHz	
ANT	2	
Pol.	Horizontal	Fundamental
Peak	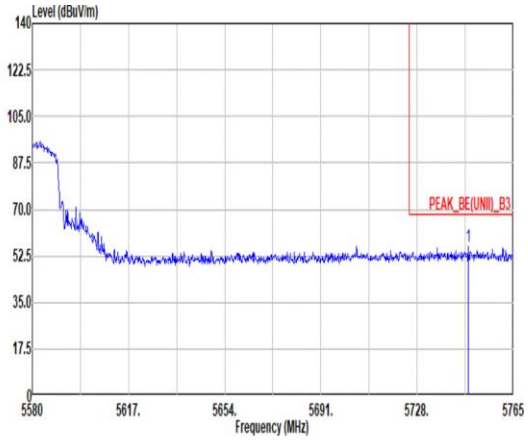 Site : 03CH12-HY Condition: PEAK_BE(UNII)_B3 3m 9120D-02114-240711 HORIZONTAL : RBW:1000.000kHz VBW:3000.000kHz SWT:Auto Freq Level Limit Line Margin Read Level Ant Factor Cable Loss Preamp Factor Aux Factor APos TPos Remark MHz dBuV/m dBuV/m dB dBuV dB/m dB dB dB cm deg 1 5747.61 55.95 68.20 -12.25 44.40 33.79 11.18 33.42 0.00 104 117 PEAK	Blank

Mode	99	
	Band Edge - L	
	U-NII-2C_5.47-5.725_802.11ax HE20_CH116_Full RU_5580MHz	
ANT	2	
Pol.	Vertical	Fundamental
Peak	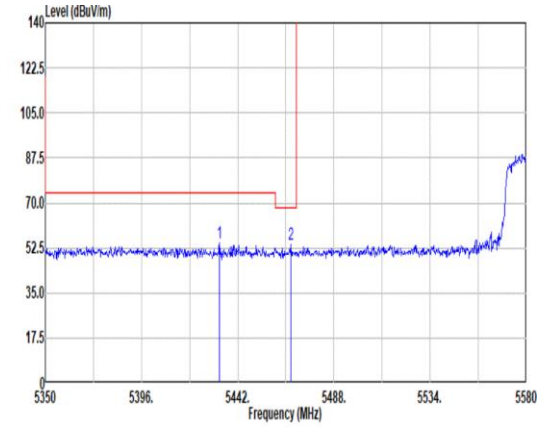 Site : 03CH12-HY Condition: PEAK_BE(UNII)_B3 3m 9120D-02114-240711 VERTICAL : RBW:1000.000kHz VBW:3000.000kHz SWT:Auto 1 5433.26 54.27 74.00 -19.73 42.65 33.00 11.77 33.15 0.00 100 129 PEAK 2 5467.30 53.68 68.20 -14.52 42.19 33.07 11.58 33.16 0.00 100 129 PEAK	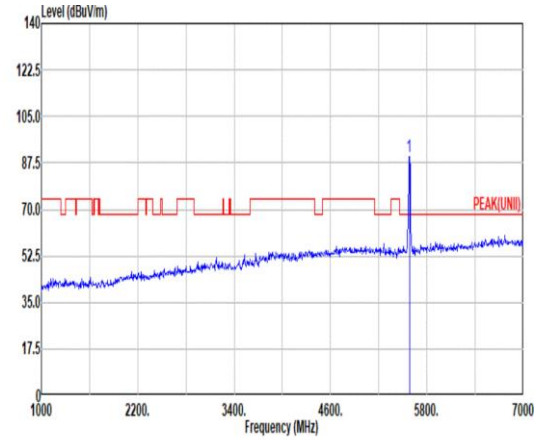 Site : 03CH12-HY Condition: PEAK(UNII) 3m 9120D-02114-240711 VERTICAL : RBW:1000.000kHz VBW:3000.000kHz SWT:Auto 1 5580.00 89.92 ------ ------ 78.79 33.10 11.28 33.25 0.00 100 129 PEAK
Avg	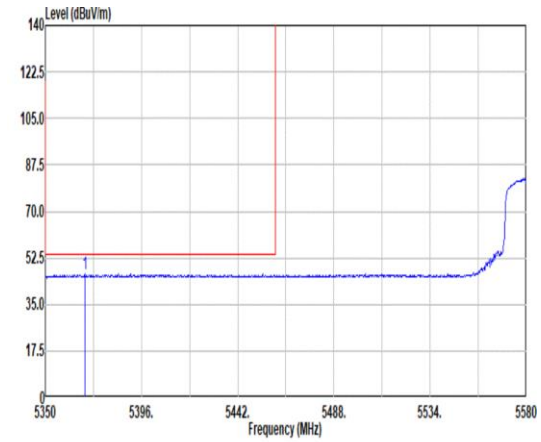 Site : 03CH12-HY Condition: AVG_BE(UNII)_B3 3m 9120D-02114-240711 VERTICAL : RBW:1000.000kHz VBW:1.500kHz SWT:Auto 1 5369.09 46.38 54.00 -7.62 34.66 33.06 11.79 33.13 0.00 100 129 AVERAGE	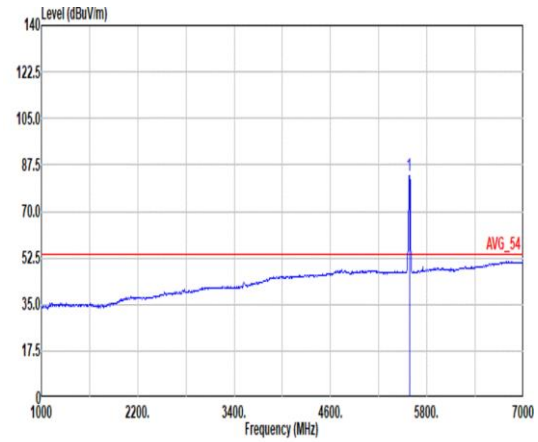 Site : 03CH12-HY Condition: AVG_54 3m 9120D-02114-240711 VERTICAL : RBW:1000.000kHz VBW:1.500kHz SWT:Auto 1 5580.00 83.40 ------ ------ 72.27 33.10 11.28 33.25 0.00 100 129 AVERAGE

Mode	99	
	Band Edge - R	
	U-NII-2C_5.47-5.725_802.11ax HE20_CH116_Full RU_5580MHz	
ANT	2	
Pol.	Vertical	Fundamental
Peak	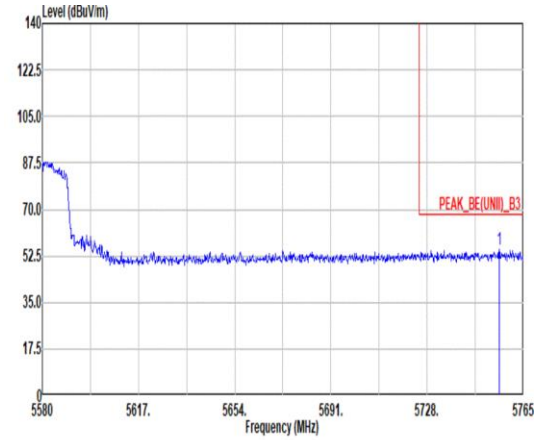 Site : 03CH12-HY Condition: PEAK_BE(UNII)_B3 3m 9120D-02114-240711 VERTICAL : RBW:1000.000kHz VBW:3000.000kHz SWT:Auto Limit Read Ant Cable Preamp Aux APos TPos Freq Level Line Margin Level Factor Loss Factor Factor Remark MHz dBuV/m dBuV/m dB dBuV dB/m dB dB dB cm deg 1 5755.75 54.74 68.20 -13.46 43.17 33.82 11.18 33.43 0.00 100 129 PEAK	Blank

Mode	99	
	Harmonic	
	U-NII-2C_5.47-5.725_802.11ax HE20_CH116_Full RU_5580MHz	
ANT	2	
Pol.	Horizontal	Vertical
Peak Avg	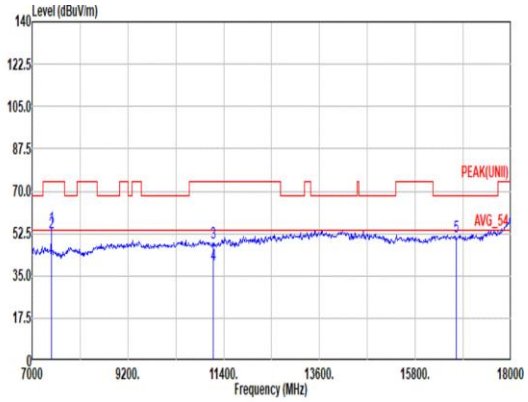 Site : 03CH12-HY Condition: PEAK(UNII) 3m 9120D-02114-240711 HORIZONTAL Freq Level Limit Line Margin Read Level Ant Factor Cable Loss Preamp Factor Aux Factor APos TPos Remark MHz dBuV/m dBuV/m dB dBuV dB/m dB dB dB cm deg 1 7440.00 55.10 74.00 -18.90 69.31 36.68 14.49 66.14 0.76 390 305 Peak 2 7440.00 52.80 54.00 -1.20 67.01 36.68 14.49 66.14 0.76 390 305 Average 3 11160.00 48.79 74.00 -25.21 58.75 38.90 17.71 66.85 0.28 121 48 PEAK 4 11160.00 39.61 54.00 -14.39 49.57 38.90 17.71 66.85 0.28 121 48 Average 5 16740.00 51.18 68.20 -17.02 56.76 38.12 22.63 66.79 0.46 -- -- PEAK	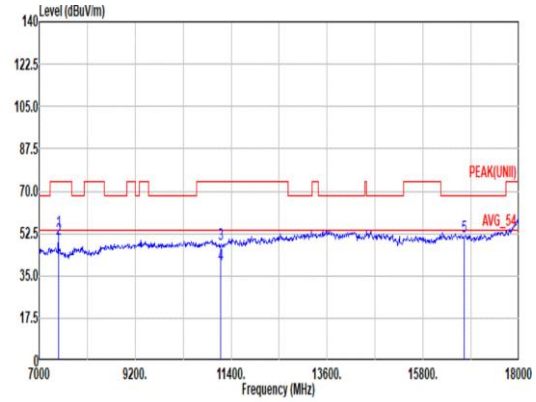 Site : 03CH12-HY Condition: PEAK(UNII) 3m 9120D-02114-240711 VERTICAL Freq Level Limit Line Margin Read Level Ant Factor Cable Loss Preamp Factor Aux Factor APos TPos Remark MHz dBuV/m dBuV/m dB dBuV dB/m dB dB dB cm deg 1 7440.00 53.49 74.00 -20.51 67.70 36.68 14.49 66.14 0.76 100 272 Peak 2 7440.00 50.37 54.00 -3.63 64.58 36.68 14.49 66.14 0.76 100 272 Average 3 11160.00 48.19 74.00 -25.81 58.15 38.90 17.71 66.85 0.28 271 81 PEAK 4 11160.00 39.42 54.00 -14.58 49.38 38.90 17.71 66.85 0.28 271 81 Average 5 16740.00 51.05 68.20 -17.15 56.63 38.12 22.63 66.79 0.46 -- -- PEAK

Mode	99	
	Harmonic	
	U-NII-2C_5.47-5.725_802.11ax HE20_CH116_Full RU_5580MHz	
ANT	2	
Pol.	Horizontal	Vertical
14.47G ~14.5G Avg	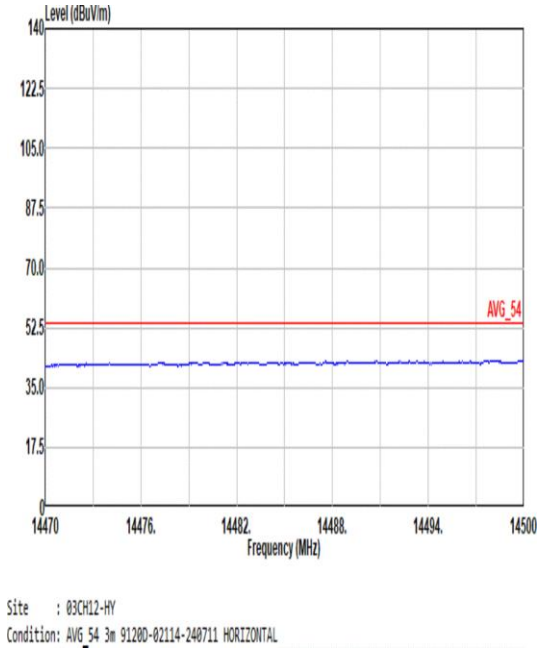	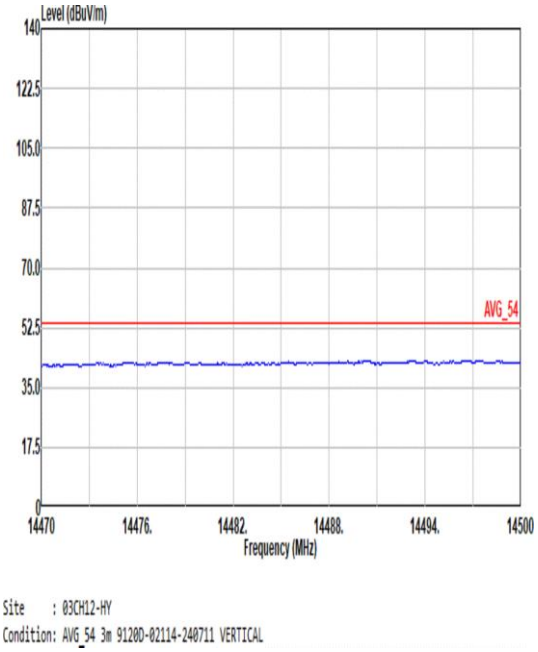
17.7G ~18G Avg	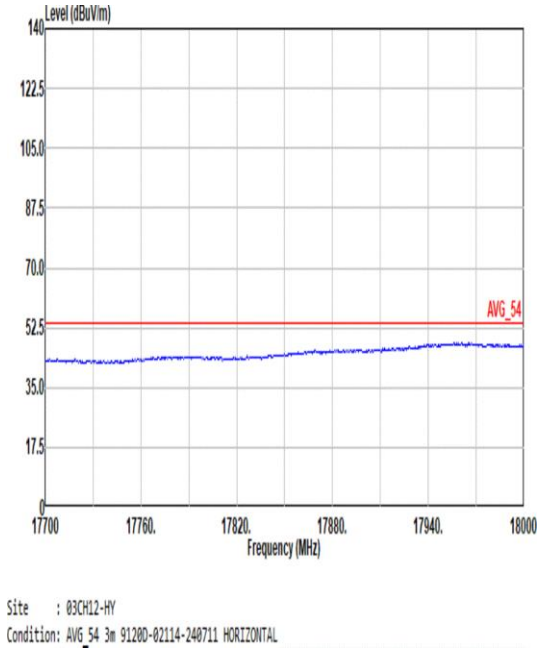	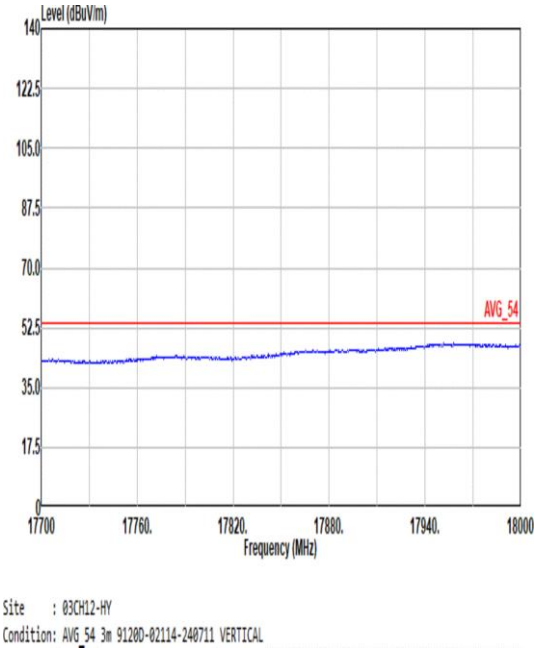

Mode	100	
	Band Edge	
	U-NII-2C_5.47-5.725_802.11ax HE20_CH140_Full RU_5700MHz	
ANT	2	
Pol.	Horizontal	Fundamental
Peak	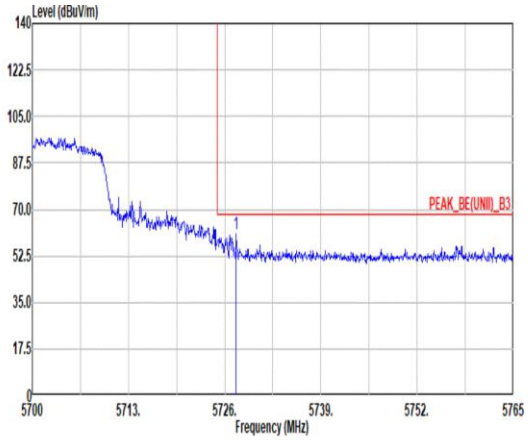 Site : 03CH12-HY Condition: PEAK_BE(UNII)_B3 3m 9120D-02114-240711 HORIZONTAL : RBW:1000.000kHz VBW:3000.000kHz SWT:Auto Freq Level Limit Line Margin Read Level Ant Factor Cable Loss Preamp Factor Aux Factor APos TPos Remark MHz dBuV/m dBuV/m dB dBuV dB/m dB dB dB cm deg 1 5727.56 60.97 68.20 -7.23 49.47 33.71 11.19 33.40 0.00 113 115 PEAK	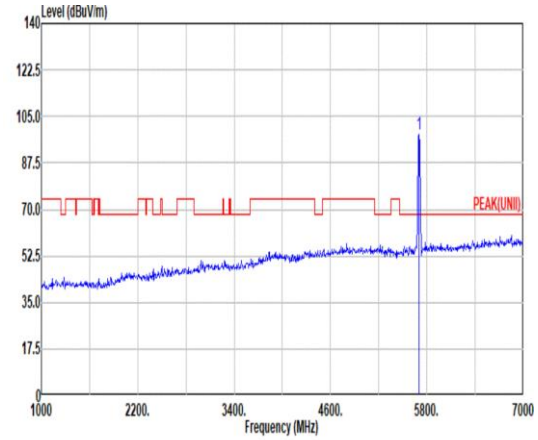 Site : 03CH12-HY Condition: PEAK(UNII) 3m 9120D-02114-240711 HORIZONTAL : RBW:1000.000kHz VBW:3000.000kHz SWT:Auto Freq Level Limit Line Margin Read Level Ant Factor Cable Loss Preamp Factor Aux Factor APos TPos Remark MHz dBuV/m dBuV/m dB dBuV dB/m dB dB dB cm deg 1 5700.00 98.02 ------ ------ 86.61 33.58 11.20 33.37 0.00 113 115 PEAK
Avg	Blank	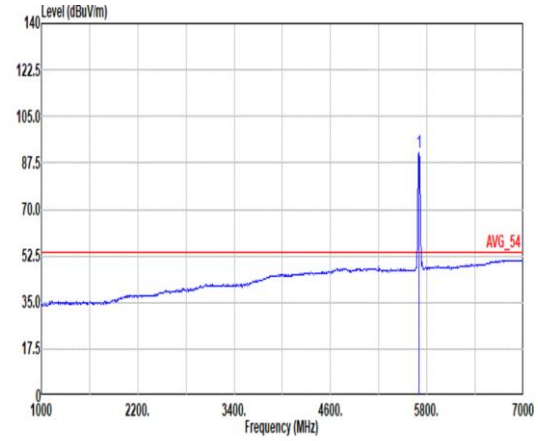 Site : 03CH12-HY Condition: AVG_54 3m 9120D-02114-240711 HORIZONTAL : RBW:1000.000kHz VBW:1.500kHz SWT:Auto Freq Level Limit Line Margin Read Level Ant Factor Cable Loss Preamp Factor Aux Factor APos TPos Remark MHz dBuV/m dBuV/m dB dBuV dB/m dB dB dB cm deg 1 5700.00 91.45 ------ ------ 80.00 33.62 11.20 33.37 0.00 113 115 AVERAGE

Mode	100	
	Band Edge	
	U-NII-2C_5.47-5.725_802.11ax HE20_CH140_Full RU_5700MHz	
ANT	2	
Pol.	Vertical	Fundamental
Peak	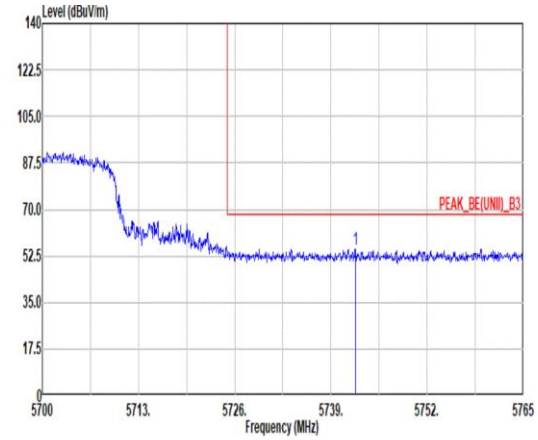 Site : 03CH12-HY Condition: PEAK_BE(UNII)_B3 3m 9120D-02114-240711 VERTICAL : RBW:1000.000kHz VBW:3000.000kHz SWT:Auto Freq Level Limit Line Margin Read Level Ant Factor Cable Loss Preamp Factor Aux Factor APos TPos Remark MHz dBuV/m dBuV/m dB dBuV dB/m dB dB dB cm deg 1 5742.32 55.07 68.20 -13.13 43.53 33.77 11.18 33.41 0.00 346 88 PEAK	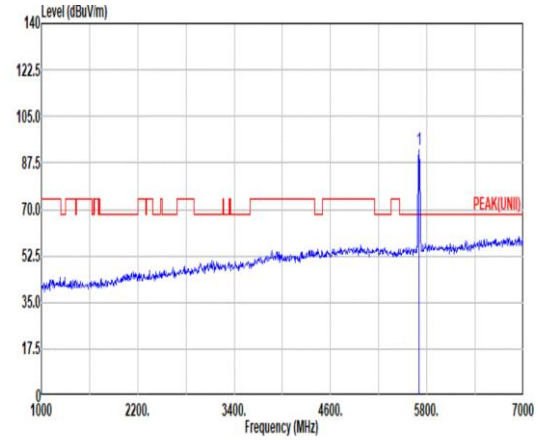 Site : 03CH12-HY Condition: PEAK(UNII) 3m 9120D-02114-240711 VERTICAL : RBW:1000.000kHz VBW:3000.000kHz SWT:Auto Freq Level Limit Line Margin Read Level Ant Factor Cable Loss Preamp Factor Aux Factor APos TPos Remark MHz dBuV/m dBuV/m dB dBuV dB/m dB dB dB cm deg 1 5700.00 92.27 ------ ------ 80.86 33.58 11.20 33.37 0.00 346 88 PEAK
Avg	Blank	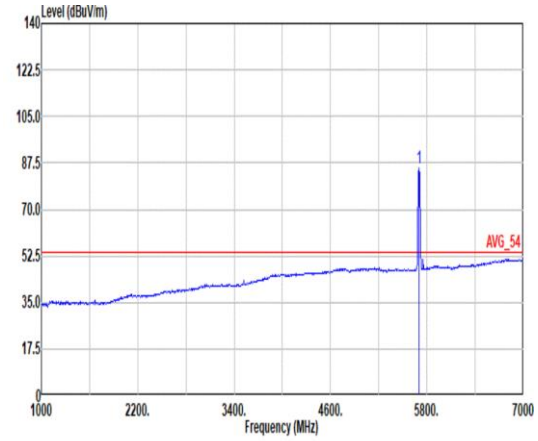 Site : 03CH12-HY Condition: AVG_54 3m 9120D-02114-240711 VERTICAL : RBW:1000.000kHz VBW:1.500kHz SWT:Auto Freq Level Limit Line Margin Read Level Ant Factor Cable Loss Preamp Factor Aux Factor APos TPos Remark MHz dBuV/m dBuV/m dB dBuV dB/m dB dB dB cm deg 1 5700.00 85.78 ------ ------ 74.33 33.62 11.20 33.37 0.00 346 88 AVERAGE

Mode	100	
	Harmonic	
	U-NII-2C_5.47-5.725_802.11ax HE20_CH140_Full RU_5700MHz	
ANT	2	
Pol.	Horizontal	Vertical
Peak Avg	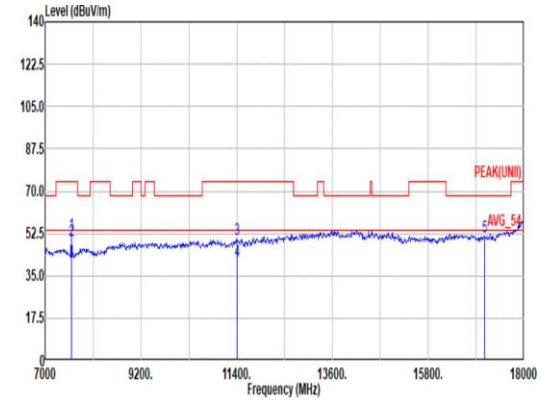 Site : 03CH12-HY Condition: PEAK(UNII) 3m 9120D-02114-240711 HORIZONTAL Freq Level Limit Line Margin Read Level Ant Factor Cable Loss Preamp Factor Aux Factor APos TPos Remark MHz dBuV/m dBuV/m dB dBuV dB/m dB dB dB cm deg 1 7600.00 52.21 74.00 -21.79 67.00 36.40 14.51 66.24 0.54 400 304 Peak 2 7600.00 49.76 54.00 -4.24 64.55 36.40 14.51 66.24 0.54 400 304 Average 3 11400.00 50.32 74.00 -23.68 59.26 39.20 18.19 66.62 0.29 138 2 PEAK 4 11400.00 41.39 54.00 -12.61 50.33 39.20 18.19 66.62 0.29 138 2 Average 5 17100.00 51.50 68.20 -16.70 57.11 38.00 22.84 66.96 0.51 -- -- Peak	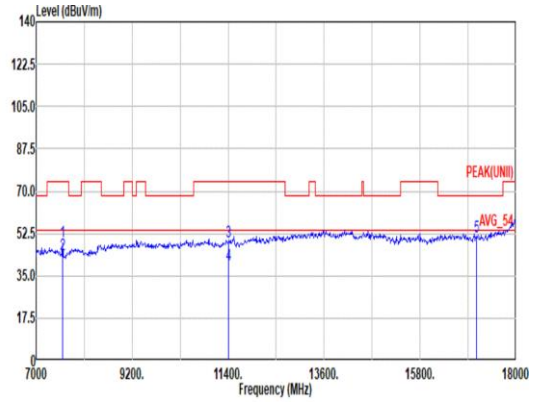 Site : 03CH12-HY Condition: PEAK(UNII) 3m 9120D-02114-240711 VERTICAL Freq Level Limit Line Margin Read Level Ant Factor Cable Loss Preamp Factor Aux Factor APos TPos Remark MHz dBuV/m dBuV/m dB dBuV dB/m dB dB dB cm deg 1 7600.00 48.87 74.00 -25.13 63.66 36.40 14.51 66.24 0.54 100 269 Peak 2 7600.00 43.90 54.00 -10.10 58.69 36.40 14.51 66.24 0.54 100 269 Average 3 11400.00 49.02 74.00 -24.98 57.96 39.20 18.19 66.62 0.29 238 121 PEAK 4 11400.00 39.80 54.00 -14.20 48.74 39.20 18.19 66.62 0.29 238 121 Average 5 17100.00 51.26 68.20 -16.94 56.87 38.00 22.84 66.96 0.51 -- -- PEAK

Mode	100	
	Harmonic	
	U-NII-2C_5.47-5.725_802.11ax HE20_CH140_Full RU_5700MHz	
ANT	2	
Pol.	Horizontal	Vertical
14.47G ~14.5G Avg	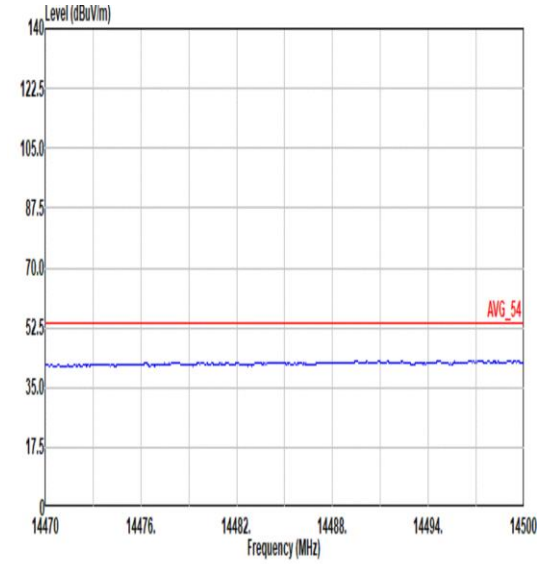 Site : 03CH12-HY Condition: AVG_54 3m 9120D-02114-240711 HORIZONTAL	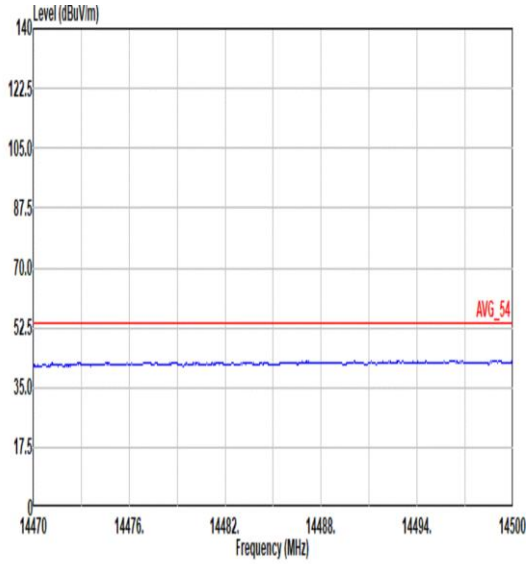 Site : 03CH12-HY Condition: AVG_54 3m 9120D-02114-240711 VERTICAL
17.7G ~18G Avg	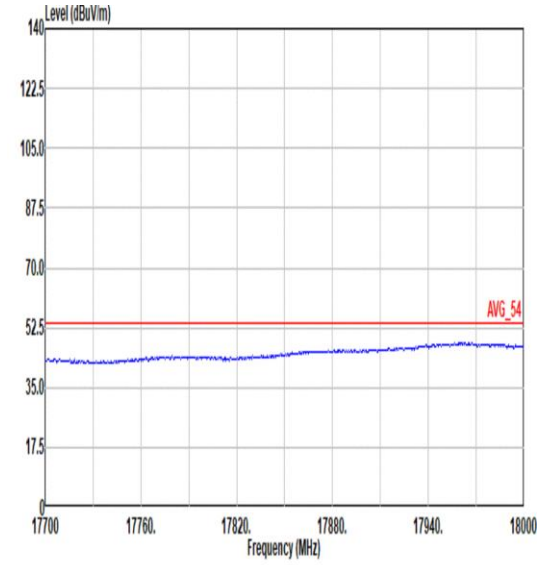 Site : 03CH12-HY Condition: AVG_54 3m 9120D-02114-240711 HORIZONTAL	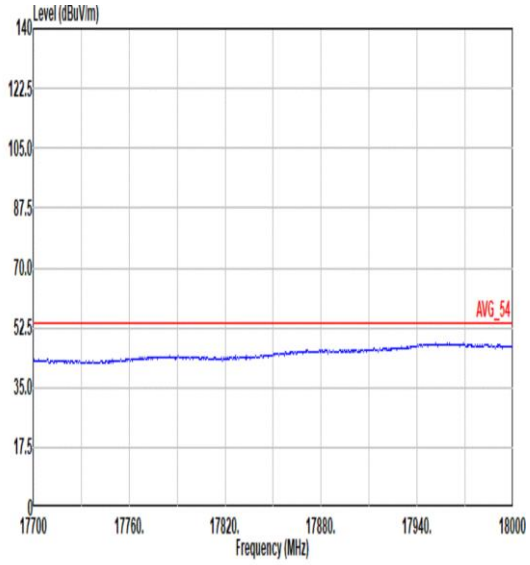 Site : 03CH12-HY Condition: AVG_54 3m 9120D-02114-240711 VERTICAL

Mode	101	
	Band Edge	
	U-NII-2C_5.47-5.725_802.11ax HE20_CH100_26/0 RU_5500MHz	
ANT	2	
Pol.	Horizontal	Fundamental
Peak	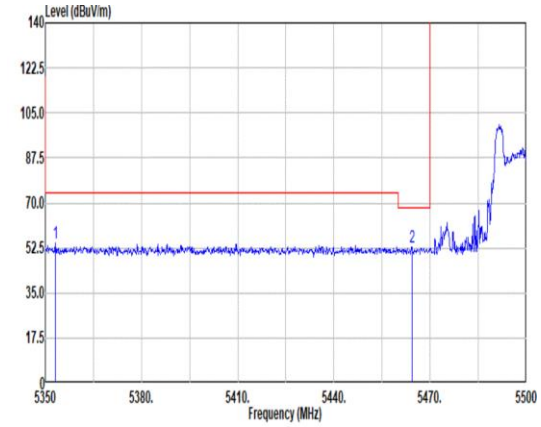 Site : 03CH12-HY Condition: PEAK_BE(UNII)_B3 3m 9120D-02114-240711 HORIZONTAL : RBW:1000.000kHz VBW:3000.000kHz SWT:Auto 1 5353.15 54.58 74.00 -19.42 42.91 33.09 11.70 33.12 0.00 100 117 PEAK 2 5464.30 53.01 68.20 -15.19 41.51 33.06 11.60 33.16 0.00 100 117 PEAK	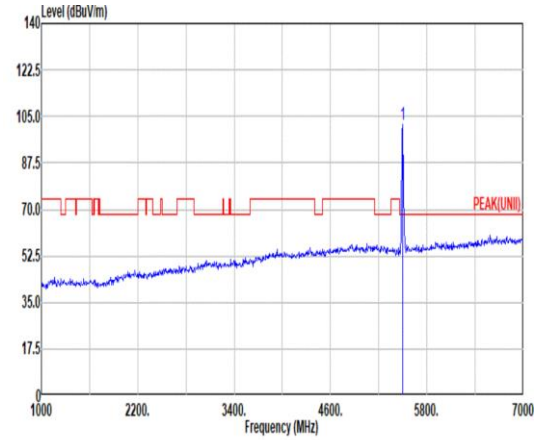 Site : 03CH12-HY Condition: PEAK(UNII) 3m 9120D-02114-240711 HORIZONTAL : RBW:1000.000kHz VBW:3000.000kHz SWT:Auto 1 5500.00 102.15 ------ ------ 90.71 33.18 11.43 33.17 0.00 100 117 PEAK
Avg	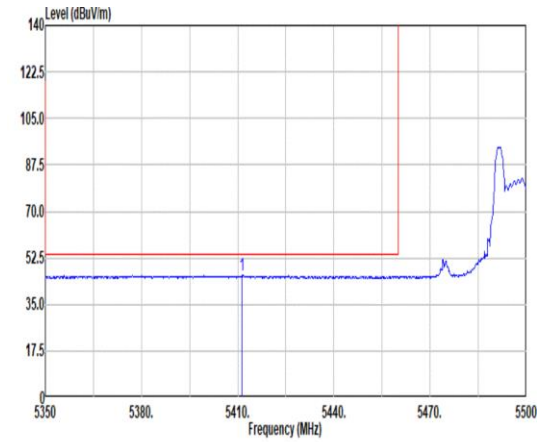 Site : 03CH12-HY Condition: AVG_BE(UNII)_B3 3m 9120D-02114-240711 HORIZONTAL : RBW:1000.000kHz VBW:2.200kHz SWT:Auto 1 5411.20 45.94 54.00 -8.06 34.18 33.00 11.90 33.14 0.00 100 117 AVERAGE	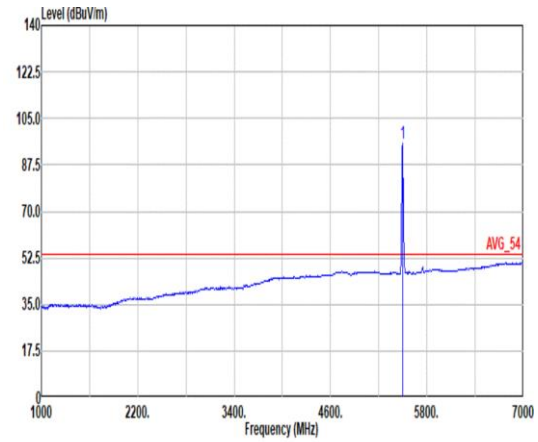 Site : 03CH12-HY Condition: AVG_54 3m 9120D-02114-240711 HORIZONTAL : RBW:1000.000kHz VBW:2.200kHz SWT:Auto 1 5500.00 95.44 ------ ------ 84.00 33.18 11.43 33.17 0.00 100 117 AVERAGE

Mode	101	
	Band Edge	
	U-NII-2C_5.47-5.725_802.11ax HE20_CH100_26/0 RU_5500MHz	
ANT	2	
Pol.	Vertical	Fundamental
Peak	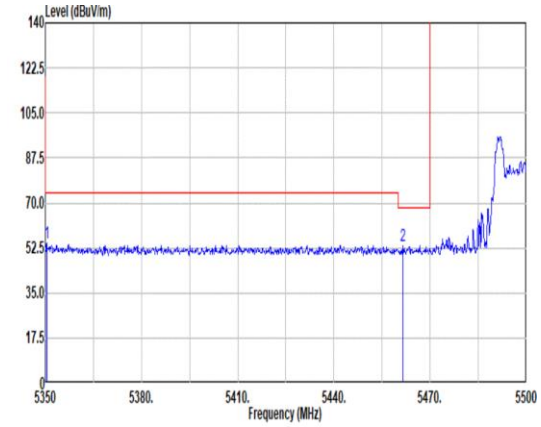 Site : 03CH12-HY Condition: PEAK_BE(UNII)_B3 3m 9120D-02114-240711 VERTICAL : RBW:1000.000kHz VBW:3000.000kHz SWT:Auto Freq Level Limit Line Margin Read Level Ant Factor Cable Loss Preamp Factor Aux Factor APos TPos Remark MHz dBuV/m dBuV/m dB dBuV dB/m dB dB dB cm deg 1 5350.45 54.26 74.00 -19.74 42.60 33.10 11.68 33.12 0.00 321 91 PEAK 2 5461.45 53.17 68.20 -15.03 41.66 33.05 11.62 33.16 0.00 321 91 PEAK	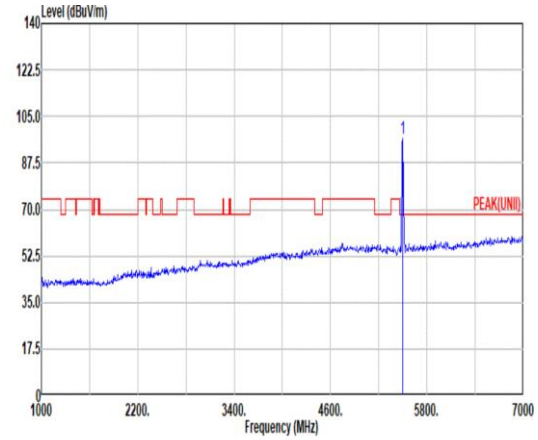 Site : 03CH12-HY Condition: PEAK(UNII) 3m 9120D-02114-240711 VERTICAL : RBW:1000.000kHz VBW:3000.000kHz SWT:Auto Freq Level Limit Line Margin Read Level Ant Factor Cable Loss Preamp Factor Aux Factor APos TPos Remark MHz dBuV/m dBuV/m dB dBuV dB/m dB dB dB cm deg 1 5500.00 96.85 ------ ------ 85.41 33.18 11.43 33.17 0.00 321 91 PEAK
Avg	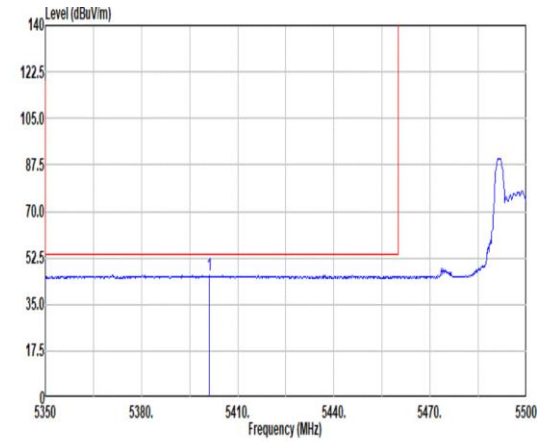 Site : 03CH12-HY Condition: AVG_BE(UNII)_B3 3m 9120D-02114-240711 VERTICAL : RBW:1000.000kHz VBW:2.200kHz SWT:Auto Freq Level Limit Line Margin Read Level Ant Factor Cable Loss Preamp Factor Aux Factor APos TPos Remark MHz dBuV/m dBuV/m dB dBuV dB/m dB dB dB cm deg 1 5401.15 45.98 54.00 -8.02 34.17 33.00 11.95 33.14 0.00 321 91 AVERAGE	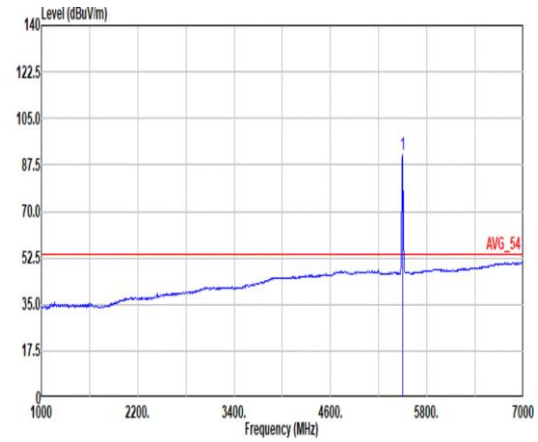 Site : 03CH12-HY Condition: AVG_54 3m 9120D-02114-240711 VERTICAL : RBW:1000.000kHz VBW:2.200kHz SWT:Auto Freq Level Limit Line Margin Read Level Ant Factor Cable Loss Preamp Factor Aux Factor APos TPos Remark MHz dBuV/m dBuV/m dB dBuV dB/m dB dB dB cm deg 1 5500.00 91.16 ------ ------ 79.72 33.18 11.43 33.17 0.00 321 91 AVERAGE

Mode	101	
	Harmonic	
	U-NII-2C_5.47-5.725_802.11ax HE20_CH100_26/0 RU_5500MHz	
ANT	2	
Pol.	Horizontal	Vertical
Peak Avg	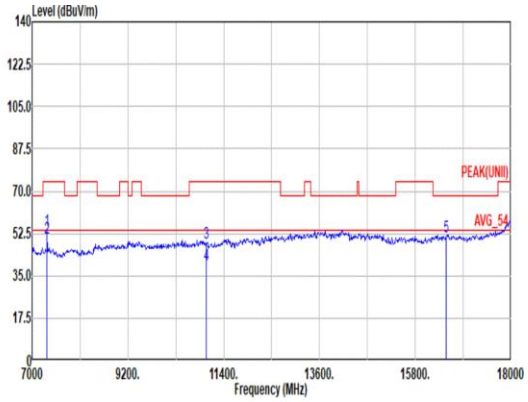 Site : 03CH12-HY Condition: PEAK(UNII) 3m 9120D-02114-240711 HORIZONTAL Freq Level Limit Line Margin Read Level Ant Factor Cable Loss Preamp Factor Aux Factor APos TPos Remark MHz dBuV/m dBuV/m dB dBuV dB/m dB dB dB cm deg 1 7333.00 53.88 74.00 -20.12 67.77 37.00 14.32 66.05 0.84 400 301 Peak 2 7333.00 50.69 54.00 -3.31 64.58 37.00 14.32 66.05 0.84 400 301 Average 3 11000.00 48.70 74.00 -25.30 59.13 38.90 17.39 67.00 0.28 377 288 PEAK 4 11000.00 39.60 54.00 -14.40 50.03 38.90 17.39 67.00 0.28 377 288 Average 5 16500.00 51.23 68.20 -16.97 56.40 38.70 22.53 66.83 0.43 -- -- PEAK	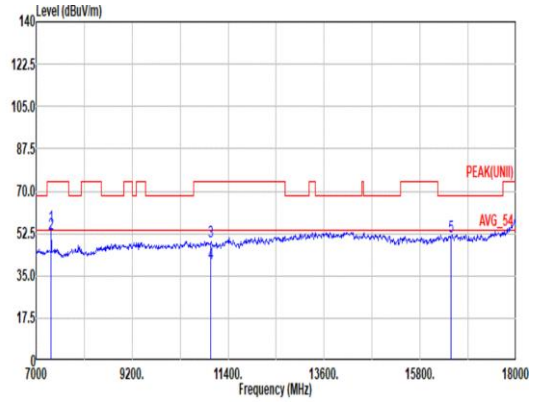 Site : 03CH12-HY Condition: PEAK(UNII) 3m 9120D-02114-240711 VERTICAL Freq Level Limit Line Margin Read Level Ant Factor Cable Loss Preamp Factor Aux Factor APos TPos Remark MHz dBuV/m dBuV/m dB dBuV dB/m dB dB dB cm deg 1 7333.00 55.65 74.00 -18.35 69.54 37.00 14.32 66.05 0.84 100 268 Peak 2 7333.00 52.49 54.00 -1.51 66.38 37.00 14.32 66.05 0.84 100 268 Average 3 11000.00 49.04 74.00 -24.96 59.47 38.90 17.39 67.00 0.28 100 277 PEAK 4 11000.00 39.92 54.00 -14.08 50.35 38.90 17.39 67.00 0.28 100 277 Average 5 16500.00 51.24 68.20 -16.96 56.41 38.70 22.53 66.83 0.43 -- -- PEAK

Mode	101	
	Harmonic	
	U-NII-2C_5.47-5.725_802.11ax HE20_CH100_26/0 RU_5500MHz	
ANT	2	
Pol.	Horizontal	Vertical
14.47G ~14.5G Avg	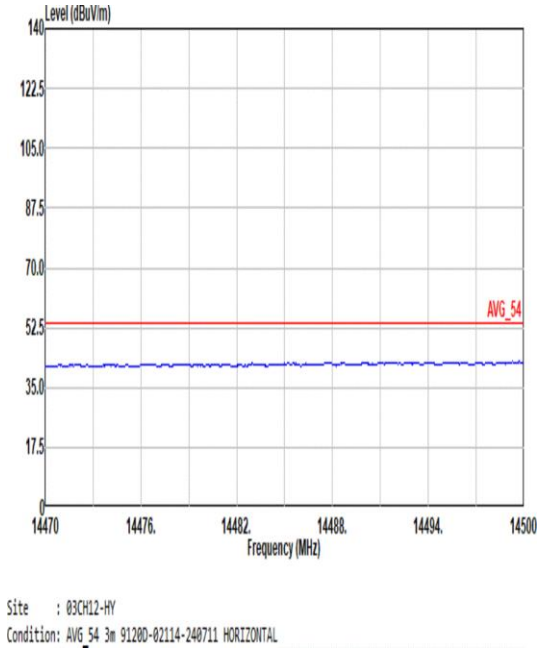	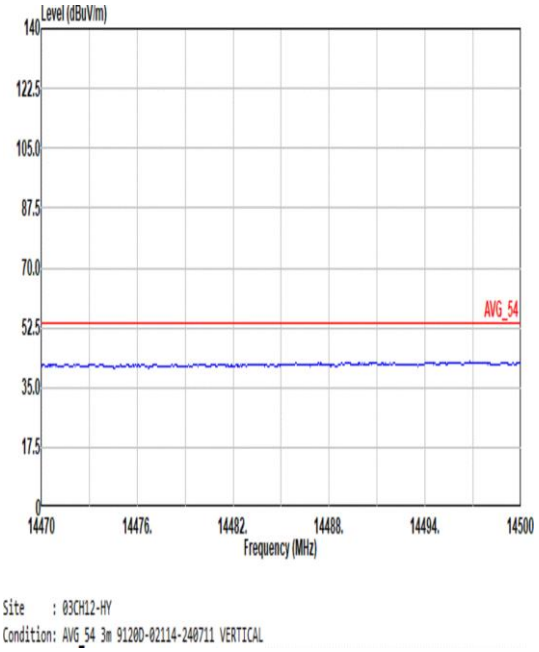
17.7G ~18G Avg	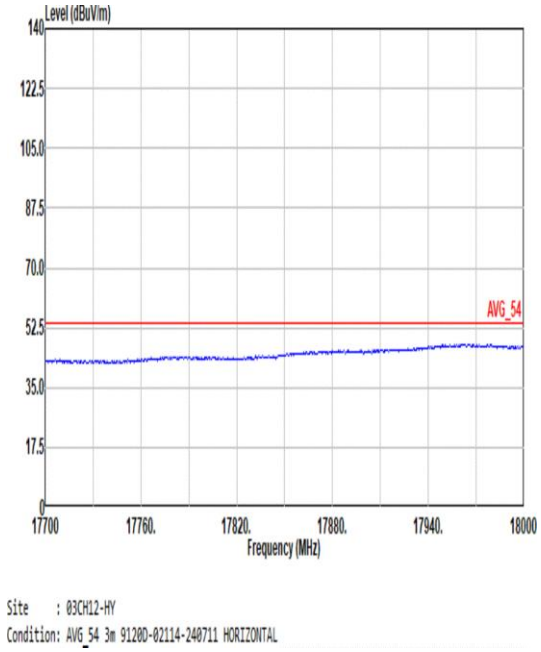	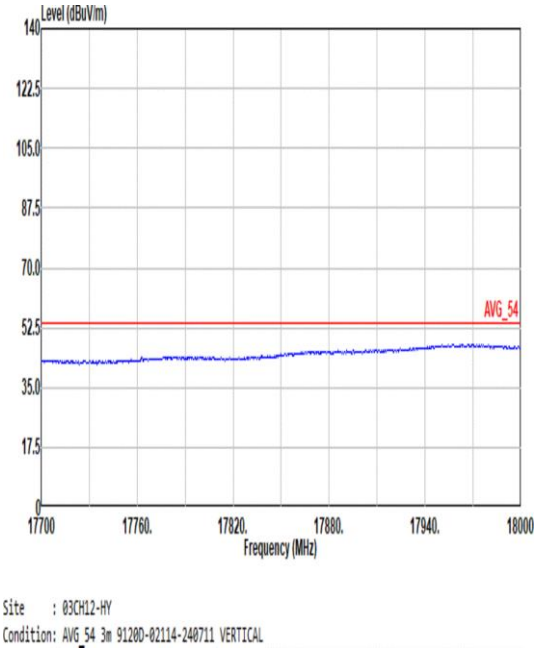

Mode	102	
	Band Edge	
	U-NII-2C_5.47-5.725_802.11ax HE20_CH100_52/37 RU_5500MHz	
ANT	2	
Pol.	Horizontal	Fundamental
Peak	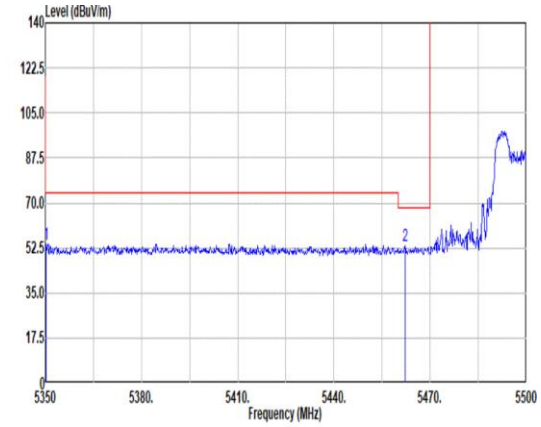 Site : 03CH12-HY Condition: PEAK_BE(UNII)_B3 3m 9120D-02114-240711 HORIZONTAL : RBW:1000.000kHz VBW:3000.000kHz SWT:Auto 1 5350.15 54.11 74.00 -19.89 42.45 33.10 11.68 33.12 0.00 100 117 PEAK 2 5462.20 53.61 68.20 -14.59 42.11 33.05 11.61 33.16 0.00 100 117 PEAK	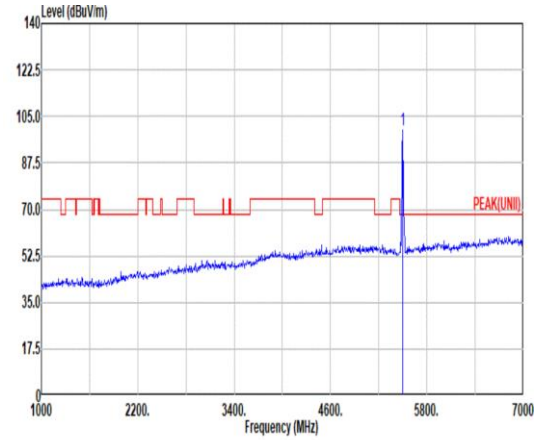 Site : 03CH12-HY Condition: PEAK(UNII) 3m 9120D-02114-240711 HORIZONTAL : RBW:1000.000kHz VBW:3000.000kHz SWT:Auto 1 5500.00 99.98 ------ ------ 88.54 33.18 11.43 33.17 0.00 100 117 PEAK
Avg	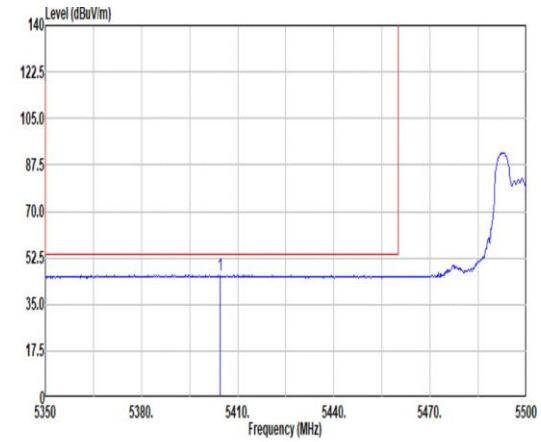 Site : 03CH12-HY Condition: AVG_BE(UNII)_B3 3m 9120D-02114-240711 HORIZONTAL : RBW:1000.000kHz VBW:2.400kHz SWT:Auto 1 5404.45 45.95 54.00 -8.05 34.15 33.00 11.94 33.14 0.00 100 117 AVERAGE	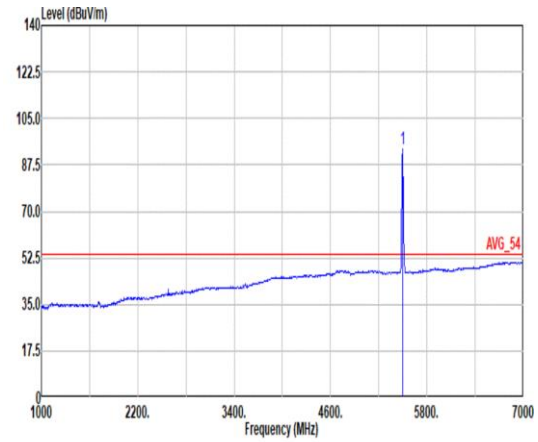 Site : 03CH12-HY Condition: AVG_54 3m 9120D-02114-240711 HORIZONTAL : RBW:1000.000kHz VBW:2.400kHz SWT:Auto 1 5500.00 93.36 ------ ------ 81.92 33.18 11.43 33.17 0.00 100 117 AVERAGE

Mode	102	
	Band Edge	
	U-NII-2C_5.47-5.725_802.11ax HE20_CH100_52/37 RU_5500MHz	
ANT	2	
Pol.	Vertical	Fundamental
Peak	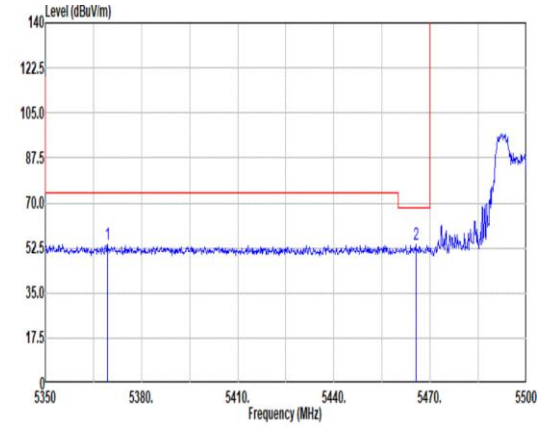 Site : 03CH12-HY Condition: PEAK_BE(UNII)_B3 3m 9120D-02114-240711 VERTICAL : RBW:1000.000kHz VBW:3000.000kHz SWT:Auto Freq Level Limit Line Margin Read Level Ant Factor Cable Loss Preamp Factor Aux Factor APos TPos Remark MHz dBuV/m dBuV/m dB dBuV dB/m dB dB dB cm deg 1 5369.35 54.15 74.00 -19.85 42.43 33.06 11.79 33.13 0.00 254 93 PEAK 2 5465.50 53.94 68.20 -14.26 42.45 33.06 11.59 33.16 0.00 254 93 PEAK	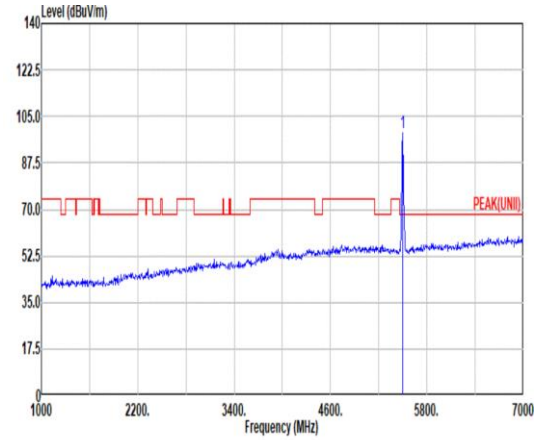 Site : 03CH12-HY Condition: PEAK(UNII) 3m 9120D-02114-240711 VERTICAL : RBW:1000.000kHz VBW:3000.000kHz SWT:Auto Freq Level Limit Line Margin Read Level Ant Factor Cable Loss Preamp Factor Aux Factor APos TPos Remark MHz dBuV/m dBuV/m dB dBuV dB/m dB dB dB cm deg 1 5500.00 98.59 ------ ------ 87.15 33.18 11.43 33.17 0.00 254 93 PEAK
Avg	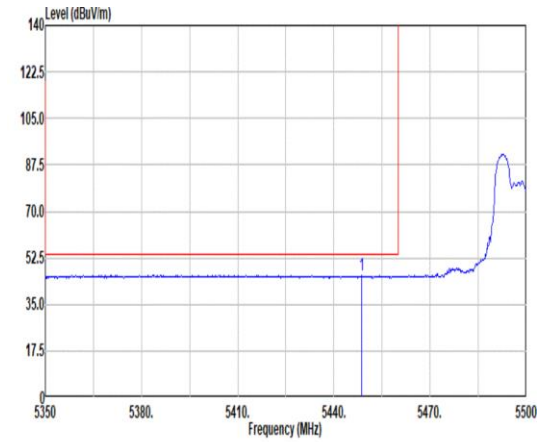 Site : 03CH12-HY Condition: AVG_BE(UNII)_B3 3m 9120D-02114-240711 VERTICAL : RBW:1000.000kHz VBW:2.400kHz SWT:Auto Freq Level Limit Line Margin Read Level Ant Factor Cable Loss Preamp Factor Aux Factor APos TPos Remark MHz dBuV/m dBuV/m dB dBuV dB/m dB dB dB cm deg 1 5448.70 45.90 54.00 -8.10 34.36 33.00 11.69 33.15 0.00 254 93 AVERAGE	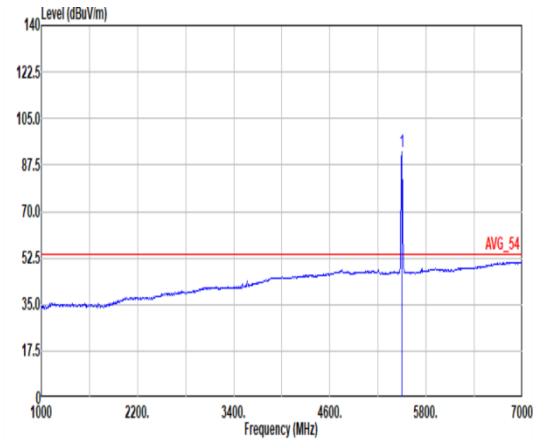 Site : 03CH12-HY Condition: AVG_54 3m 9120D-02114-240711 VERTICAL : RBW:1000.000kHz VBW:2.400kHz SWT:Auto Freq Level Limit Line Margin Read Level Ant Factor Cable Loss Preamp Factor Aux Factor APos TPos Remark MHz dBuV/m dBuV/m dB dBuV dB/m dB dB dB cm deg 1 5500.00 92.34 ------ ------ 80.90 33.18 11.43 33.17 0.00 254 93 AVERAGE

Mode	102	
	Harmonic	
	U-NII-2C_5.47-5.725_802.11ax HE20_CH100_52/37 RU_5500MHz	
ANT	2	
Pol.	Horizontal	Vertical
Peak Avg	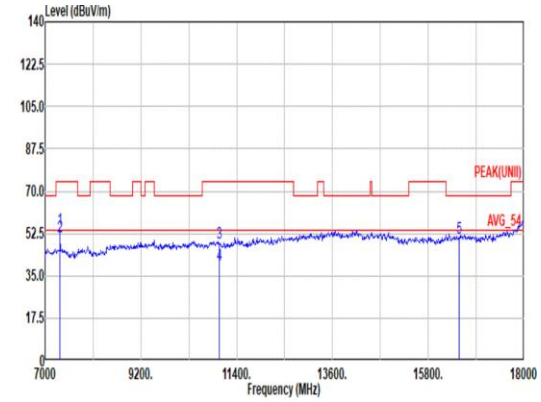 Site : 03CH12-HY Condition: PEAK(UNII) 3m 9120D-02114-240711 HORIZONTAL Freq Level Limit Line Margin Read Level Ant Factor Cable Loss Preamp Factor Aux Factor APos TPos Remark MHz dBuV/m dBuV/m dB dBuV dB/m dB dB dB cm deg 1 7333.00 54.30 74.00 -19.70 68.19 37.00 14.32 66.05 0.84 400 299 Peak 2 7333.00 51.47 54.00 -2.53 65.36 37.00 14.32 66.05 0.84 400 299 Average 3 11000.00 48.56 74.00 -25.44 58.99 38.90 17.39 67.00 0.28 400 281 PEAK 4 11000.00 39.52 54.00 -14.48 49.95 38.90 17.39 67.00 0.28 400 281 Average 5 16500.00 50.97 68.20 -17.23 56.14 38.70 22.53 66.83 0.43 -- -- PEAK	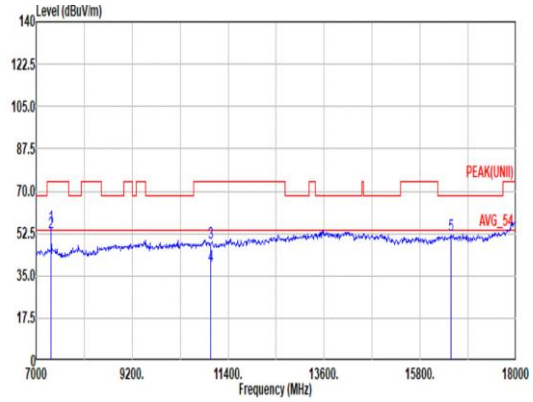 Site : 03CH12-HY Condition: PEAK(UNII) 3m 9120D-02114-240711 VERTICAL Freq Level Limit Line Margin Read Level Ant Factor Cable Loss Preamp Factor Aux Factor APos TPos Remark MHz dBuV/m dBuV/m dB dBuV dB/m dB dB dB cm deg 1 7333.00 55.49 74.00 -18.51 69.38 37.00 14.32 66.05 0.84 100 267 Peak 2 7333.00 52.99 54.00 -1.01 66.88 37.00 14.32 66.05 0.84 100 267 Average 3 11000.00 48.36 74.00 -25.64 58.79 38.90 17.39 67.00 0.28 100 271 PEAK 4 11000.00 39.24 54.00 -14.76 49.67 38.90 17.39 67.00 0.28 100 271 Average 5 16500.00 51.70 68.20 -16.50 56.87 38.70 22.53 66.83 0.43 -- -- PEAK

Mode	102	
	Harmonic	
	U-NII-2C_5.47-5.725_802.11ax HE20_CH100_52/37 RU_5500MHz	
ANT	2	
Pol.	Horizontal	Vertical
14.47G ~14.5G Avg	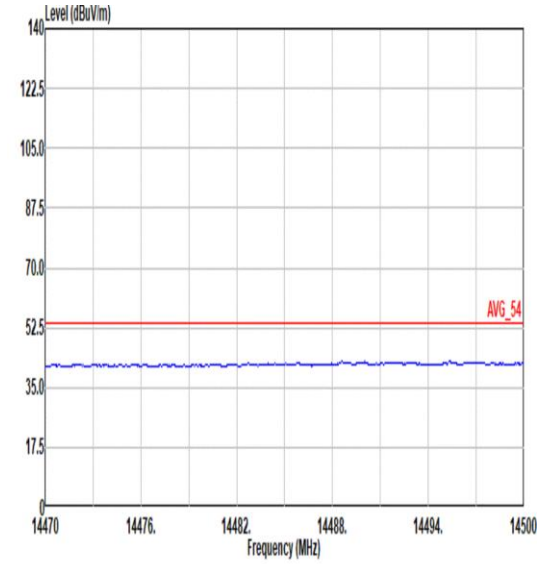 Site : 03CH12-HY Condition: AVG_54 3m 9120D-02114-240711 HORIZONTAL	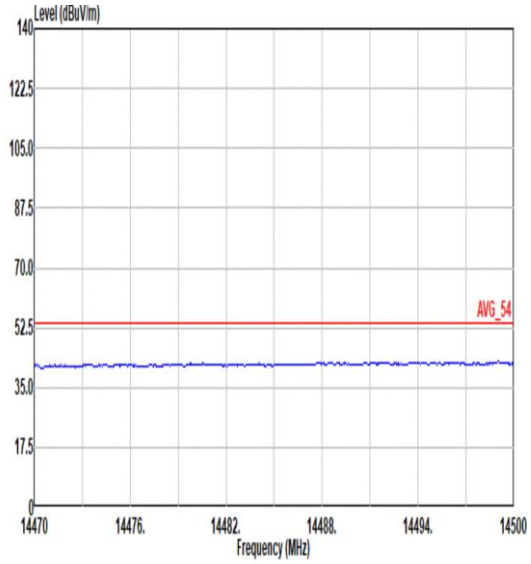 Site : 03CH12-HY Condition: AVG_54 3m 9120D-02114-240711 VERTICAL
17.7G ~18G Avg	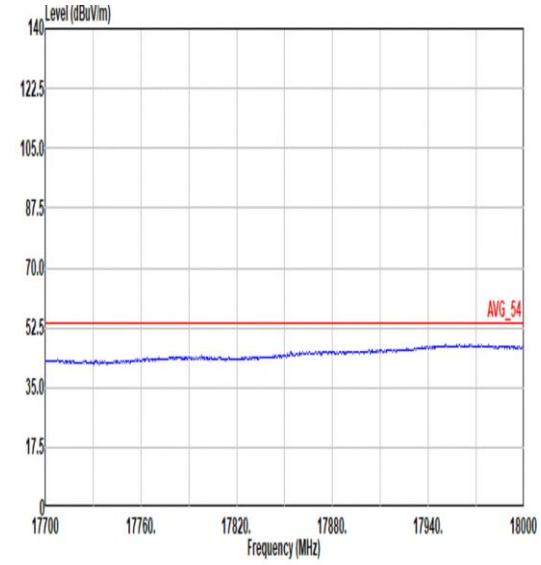 Site : 03CH12-HY Condition: AVG_54 3m 9120D-02114-240711 HORIZONTAL	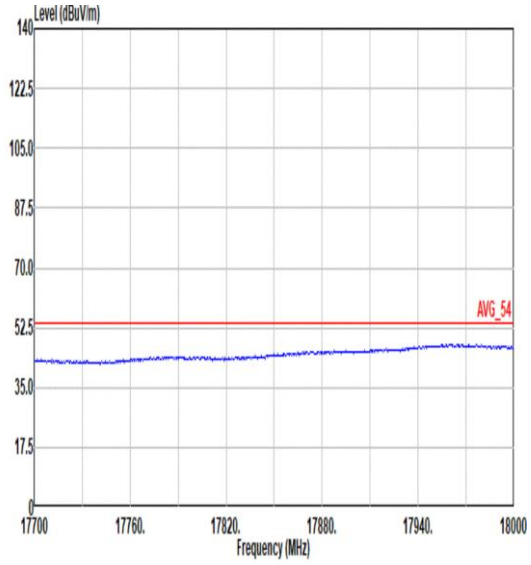 Site : 03CH12-HY Condition: AVG_54 3m 9120D-02114-240711 VERTICAL

Mode	103	
	Band Edge	
	U-NII-2C_5.47-5.725_802.11ax HE20_CH100_106//53 RU_5500MHz	
ANT	2	
Pol.	Horizontal	Fundamental
Peak	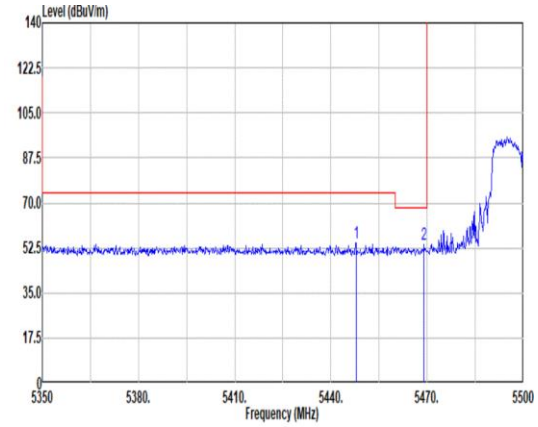 Site : 03CH12-HY Condition: PEAK_BE(UNII)_B3 3m 9120D-02114-240711 HORIZONTAL : RBW:1000.000kHz VBW:3000.000kHz SWT:Auto 1 5447.80 54.29 74.00 -19.71 42.75 33.00 11.69 33.15 0.00 100 121 PEAK 2 5469.10 53.68 68.20 -14.52 42.19 33.08 11.57 33.16 0.00 100 121 PEAK	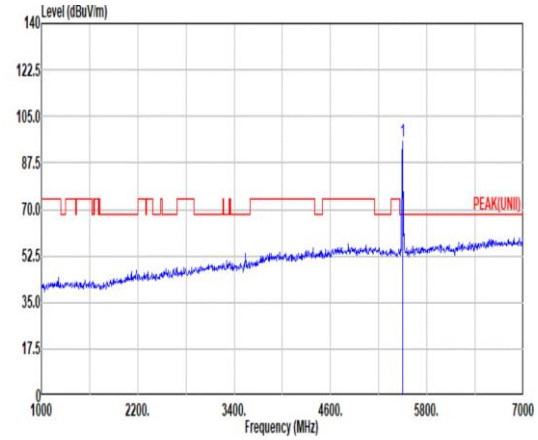 Site : 03CH12-HY Condition: PEAK(UNII) 3m 9120D-02114-240711 HORIZONTAL : RBW:1000.000kHz VBW:3000.000kHz SWT:Auto 1 5500.00 95.36 ------ ------ 83.92 33.18 11.43 33.17 0.00 100 121 PEAK
Avg	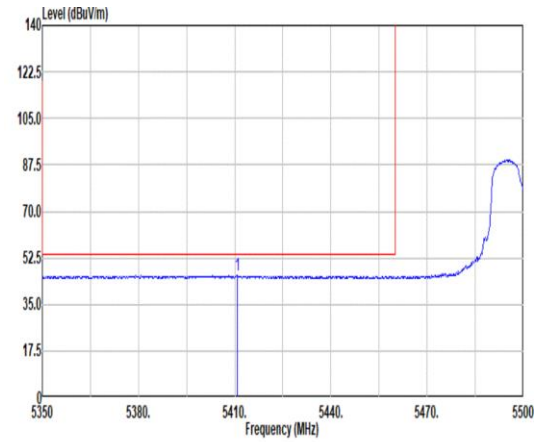 Site : 03CH12-HY Condition: AVG_BE(UNII)_B3 3m 9120D-02114-240711 HORIZONTAL : RBW:1000.000kHz VBW:2.200kHz SWT:Auto 1 5410.75 46.16 54.00 -7.84 34.40 33.00 11.90 33.14 0.00 100 121 AVERAGE	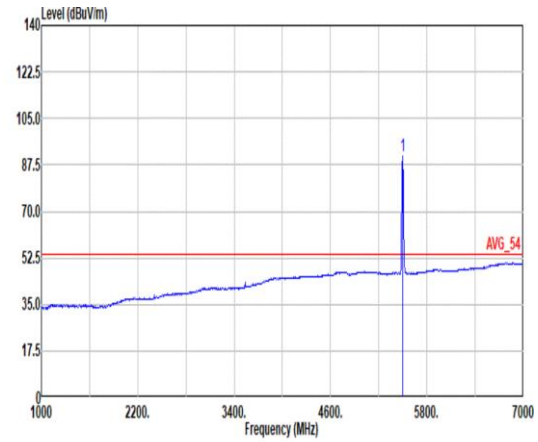 Site : 03CH12-HY Condition: AVG_54 3m 9120D-02114-240711 HORIZONTAL : RBW:1000.000kHz VBW:2.200kHz SWT:Auto 1 5500.00 90.68 ------ ------ 79.24 33.18 11.43 33.17 0.00 100 121 AVERAGE

Mode	103	
	Band Edge	
	U-NII-2C_5.47-5.725_802.11ax HE20_CH100_106//53 RU_5500MHz	
ANT	2	
Pol.	Vertical	Fundamental
Peak	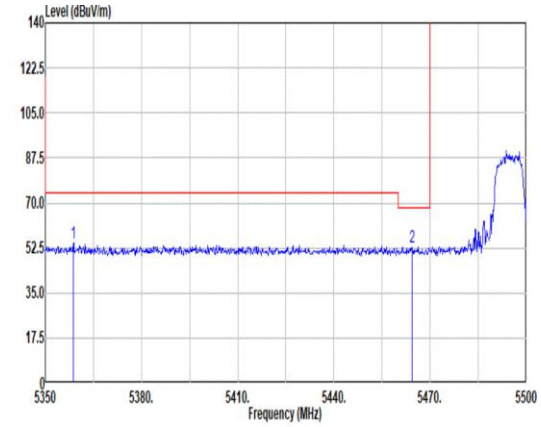 Site : 03CH12-HY Condition: PEAK_BE(UNII)_B3 3m 9120D-02114-240711 VERTICAL : RBW:1000.000kHz VBW:3000.000kHz SWT:Auto 1 5358.70 54.35 74.00 -19.65 42.66 33.08 11.73 33.12 0.00 108 123 PEAK 2 5464.30 52.80 68.20 -15.40 41.30 33.06 11.60 33.16 0.00 108 123 PEAK	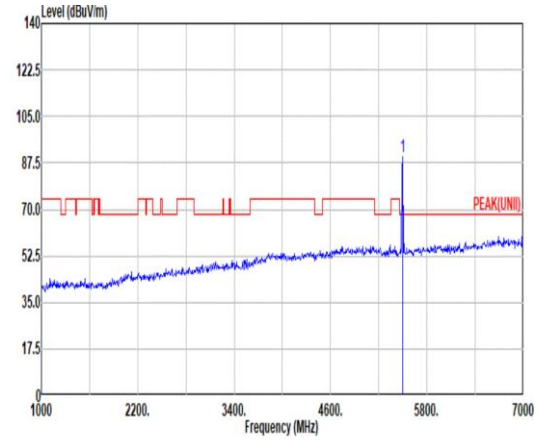 Site : 03CH12-HY Condition: PEAK(UNII) 3m 9120D-02114-240711 VERTICAL : RBW:1000.000kHz VBW:3000.000kHz SWT:Auto 1 5500.00 89.63 ------ ------ 78.19 33.18 11.43 33.17 0.00 108 123 PEAK
Avg	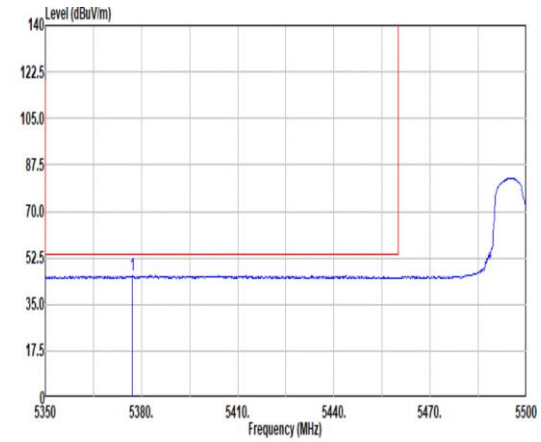 Site : 03CH12-HY Condition: AVG_BE(UNII)_B3 3m 9120D-02114-240711 VERTICAL : RBW:1000.000kHz VBW:2.200kHz SWT:Auto 1 5377.15 46.10 54.00 -7.90 34.35 33.05 11.83 33.13 0.00 108 123 AVERAGE	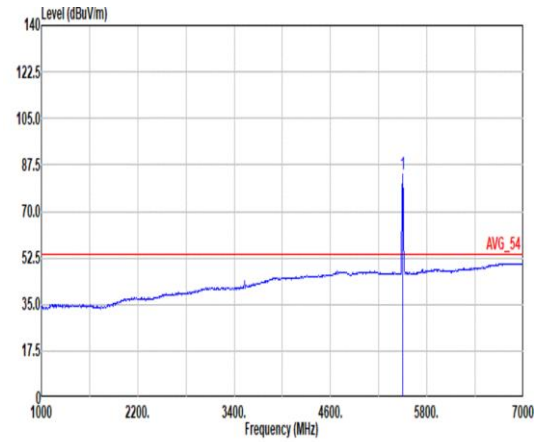 Site : 03CH12-HY Condition: AVG_54 3m 9120D-02114-240711 VERTICAL : RBW:1000.000kHz VBW:2.200kHz SWT:Auto 1 5500.00 84.01 ------ ------ 72.57 33.18 11.43 33.17 0.00 108 123 AVERAGE

Mode	103	
	Harmonic	
	U-NII-2C_5.47-5.725_802.11ax HE20_CH100_106//53 RU_5500MHz	
ANT	2	
Pol.	Horizontal	Vertical
Peak Avg	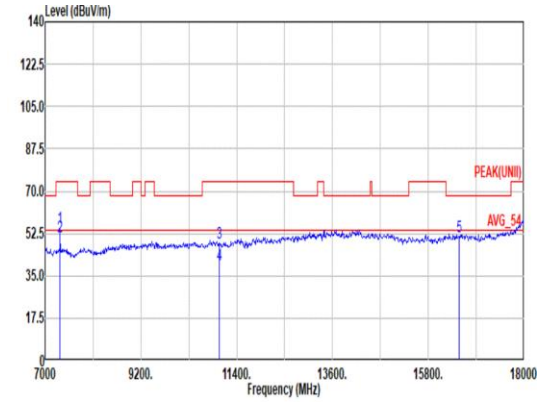 Site : 03CH12-HY Condition: PEAK(UNII) 3m 9120D-02114-240711 HORIZONTAL Freq Level Limit Line Margin Read Level Ant Factor Cable Loss Preamp Factor Aux Factor APos TPos Remark MHz dBuV/m dBuV/m dB dBuV dB/m dB dB dB cm deg 1 7333.00 54.86 74.00 -19.14 68.75 37.00 14.32 66.05 0.84 373 286 Peak 2 7333.00 51.16 54.00 -2.84 65.05 37.00 14.32 66.05 0.84 373 286 Average 3 11000.00 48.54 74.00 -25.46 58.97 38.90 17.39 67.00 0.28 100 277 PEAK 4 11000.00 39.53 54.00 -14.47 49.96 38.90 17.39 67.00 0.28 100 277 Average 5 16500.00 51.23 68.20 -16.97 56.40 38.70 22.53 66.83 0.43 -- -- PEAK	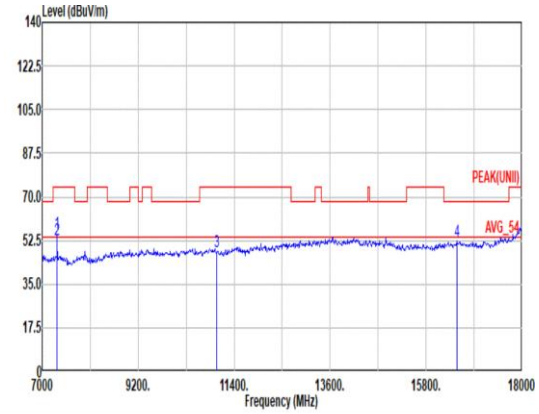 Site : 03CH12-HY Condition: PEAK(UNII) 3m 9120D-02114-240711 VERTICAL Freq Level Limit Line Margin Read Level Ant Factor Cable Loss Preamp Factor Aux Factor APos TPos Remark MHz dBuV/m dBuV/m dB dBuV dB/m dB dB dB cm deg 1 7333.00 55.70 74.00 -18.30 69.59 37.00 14.32 66.05 0.84 100 285 Peak 2 7333.00 52.57 54.00 -1.43 66.46 37.00 14.32 66.05 0.84 100 285 Average 3 11000.00 47.93 74.00 -26.07 58.36 38.90 17.39 67.00 0.28 -- -- PEAK 4 16500.00 52.05 68.20 -16.15 57.22 38.70 22.53 66.83 0.43 -- -- PEAK

Mode	103	
	Harmonic	
	U-NII-2C_5.47-5.725_802.11ax HE20_CH100_106//53 RU_5500MHz	
ANT	2	
Pol.	Horizontal	Vertical
14.47G ~14.5G Avg	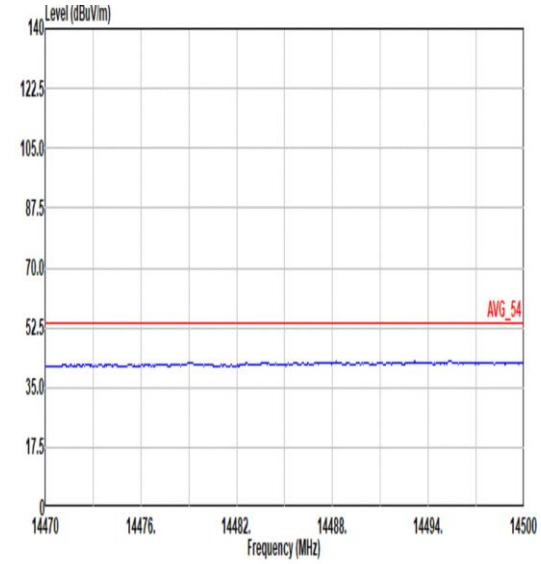 Site : 03CH12-HY Condition: AVG_54 3m 9120D-02114-240711 HORIZONTAL	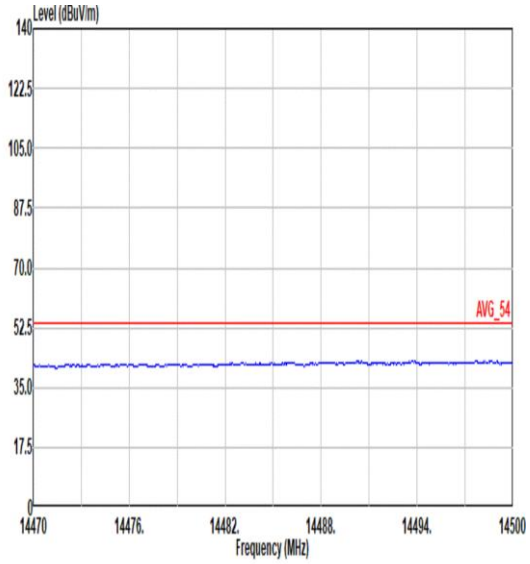 Site : 03CH12-HY Condition: AVG_54 3m 9120D-02114-240711 VERTICAL
17.7G ~18G Avg	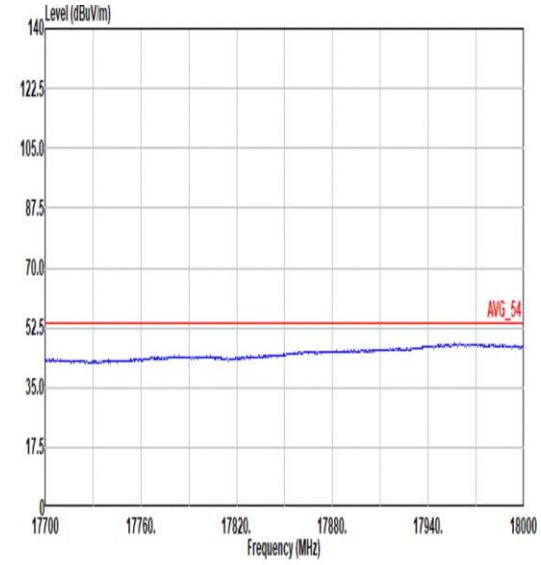 Site : 03CH12-HY Condition: AVG_54 3m 9120D-02114-240711 HORIZONTAL	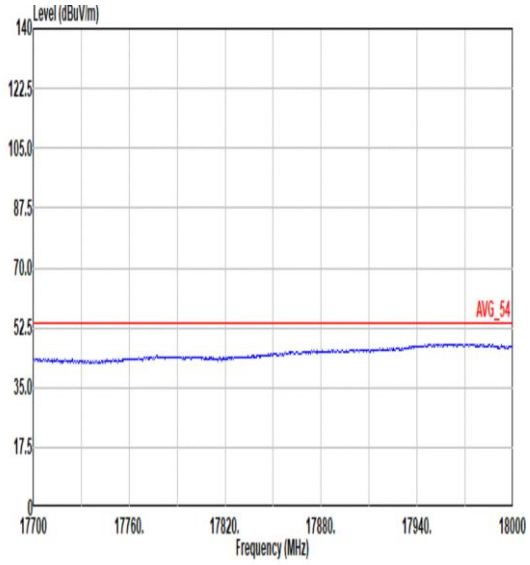 Site : 03CH12-HY Condition: AVG_54 3m 9120D-02114-240711 VERTICAL

Mode	104	
	Band Edge - L	
	U-NII-2C_5.47-5.725_802.11ax HE20_CH116_26/4 RU_5580MHz	
ANT	2	
Pol.	Horizontal	Fundamental
Peak	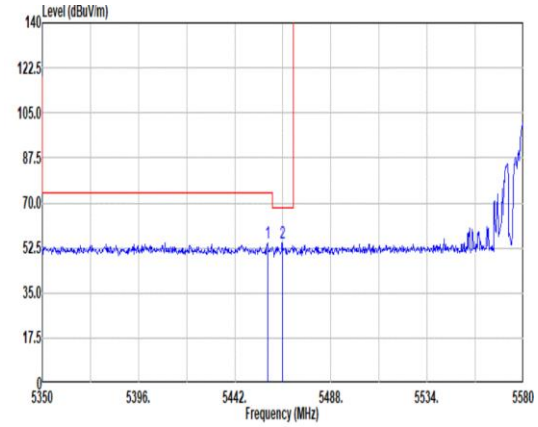 Site : 03CH12-HY Condition: PEAK_BE(UNII)_B3 3m 9120D-02114-240711 HORIZONTAL : RBW:1000.000kHz VBW:3000.000kHz SWT:Auto 1 5457.64 54.46 74.00 -19.54 42.95 33.03 11.64 33.16 0.00 105 113 PEAK 2 5464.77 54.39 68.20 -13.81 42.89 33.06 11.60 33.16 0.00 105 113 PEAK	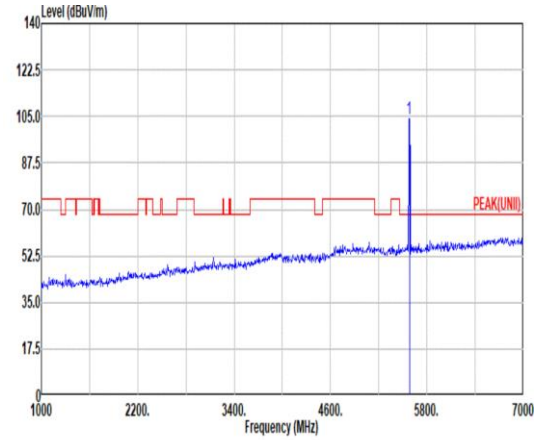 Site : 03CH12-HY Condition: PEAK(UNII) 3m 9120D-02114-240711 HORIZONTAL : RBW:1000.000kHz VBW:3000.000kHz SWT:Auto 1 5580.00 104.02 ------ ------ 92.89 33.10 11.28 33.25 0.00 105 113 PEAK
Avg	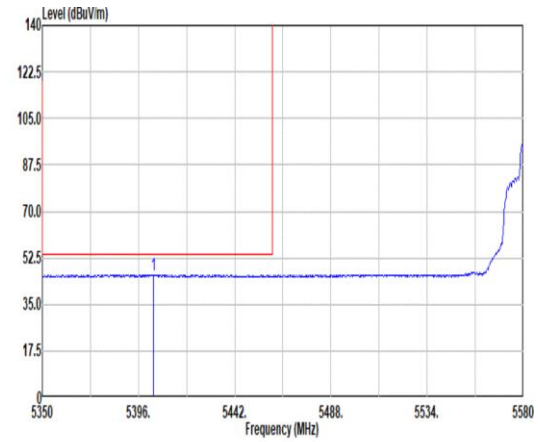 Site : 03CH12-HY Condition: AVG_BE(UNII)_B3 3m 9120D-02114-240711 HORIZONTAL : RBW:1000.000kHz VBW:2.200kHz SWT:Auto 1 5403.13 46.13 54.00 -7.87 34.33 33.00 11.94 33.14 0.00 105 113 AVERAGE	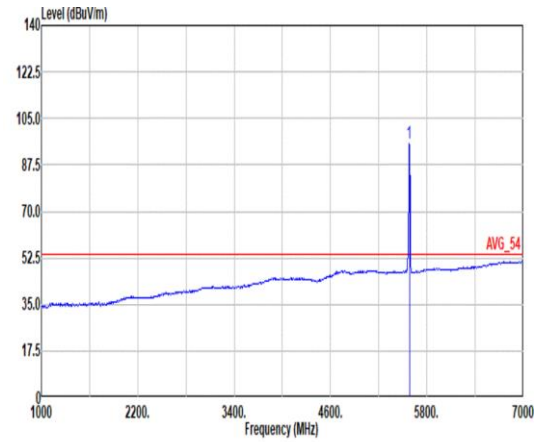 Site : 03CH12-HY Condition: AVG_54 3m 9120D-02114-240711 HORIZONTAL : RBW:1000.000kHz VBW:2.200kHz SWT:Auto 1 5580.00 95.50 ------ ------ 84.37 33.10 11.28 33.25 0.00 105 113 AVERAGE

Mode	104	
	Band Edge - R	
	U-NII-2C_5.47-5.725_802.11ax HE20_CH116_26/4 RU_5580MHz	
ANT	2	
Pol.	Horizontal	Fundamental
Peak	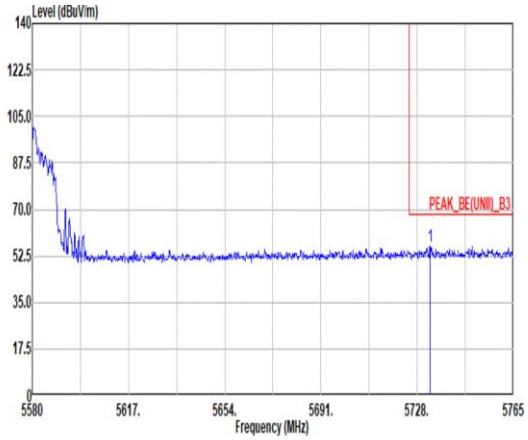 Site : 03CH12-HY Condition: PEAK_BE(UNII)_B3 3m 9120D-02114-240711 HORIZONTAL : RBW:1000.000kHz VBW:3000.000kHz SWT:Auto Freq Level Limit Line Margin Read Level Ant Factor Cable Loss Preamp Factor Aux Factor APos TPos Remark MHz dBuV/m dBuV/m dB dBuV dB/m dB dB dB cm deg 1 5733.00 56.00 68.20 -12.20 44.48 33.73 11.19 33.40 0.00 105 113 PEAK	Blank