

## 1. Photographs of Conducted Emissions Test Configuration

Test Mode: Mode 2

FRONT VIEW



REAR VIEW




## 2. Photographs of Radiated Emissions Test Configuration

Test Configuration: 30MHz~1GHz / Test Mode: Mode 5

**FRONT VIEW**



**REAR VIEW**






**Test Configuration: Above 1GHz**


**For Radiated Emissions:**

**Test Mode: Radio 1 / Internal Antenna - 1TX**

**FRONT VIEW**




**REAR VIEW**




**Test Mode: Radio 1 / Internal Antenna - 2TX**

**FRONT VIEW**




**REAR VIEW**






**Test Mode: Radio 3 / Internal Antenna - 1TX**

**FRONT VIEW**




**REAR VIEW**




Test Mode: Radio 3 / Internal Antenna - 2TX

**FRONT VIEW**



**REAR VIEW**







**For Bandedge Emissions:**

**Test Mode: Radio 1 / Internal Antenna - 1TX and 2 TX**

**FRONT VIEW**



**REAR VIEW**



————THE END————