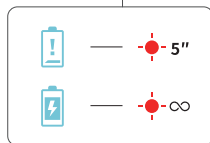
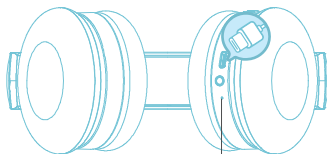


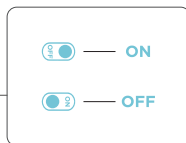


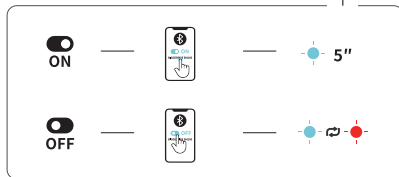
## Wireless Headphones

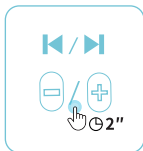
### Quick Start Guide













6



7



LED ON / LED OFF



X1

85dB / 94dB



1"



8



  LED **50** hs

  LED **21** hs

  **3** hs

9



Product Description: Wireless Headphones

Model Number: BH100

Battery Type: Polymer Lithium Battery

DC Input: DC5V 1000mA

Music Playing Time (LED OFF): About 50 Hours

FCC ID: 2A2Z2-BH100

Pair Name: BIGGERFIVE BH100

Sensitivity: 85dB /94dB

Battery Capacity: 3.7V 600mAh 2.22Wh

Charging Time: About 3 Hours

Music Playing Time (LED ON): About 21 Hours



## FCC Requirement

Changes or modifications not expressly approved by the party responsible for compliance could void the user's authority to operate the equipment.

This device complies with Part 15 of the FCC Rules. Operation is subject to the following two conditions:

- (1) this device may not cause harmful interference, and
- (2) this device must accept any interference received, including interference that may cause undesired operation.

**Note:** This equipment has been tested and found to comply with the limits for a Class B digital device, pursuant to Part 15 of the FCC Rules. These limits are designed to provide reasonable protection against harmful interference in a residential installation. This equipment generates, uses, and can radiate radio frequency energy, and if not installed and used in accordance with the instructions, may cause harmful interference to radio communications. However, there is no guarantee that interference will not occur in a particular installation. If this equipment does cause harmful interference to radio or television reception, which can be determined by turning the equipment off and on, the user is encouraged to try to correct the interference by one or more of the following measures:

- Reorient or relocate the receiving antenna.
- Increase the separation between the equipment and receiver.
- Connect the equipment into an outlet on a circuit different from that to which the receiver is connected.
- Consult the dealer or an experienced radio/TV technician for help.



[EN] For FAQs and more information, please visit:

[DE] FAQs und weitere Informationen finden Sie unter:

[FR] Pour la FAQ et plus d'informations, veuillez visiter:

[IT] Per domande frequenti e ulteriori informazioni, visitare:

[ES] Para preguntas frecuentes y más información, visite:

[JP] FAQおよび詳細については、次のWebサイトをご覧ください。

**support.biggerfive.com**

