



# FCC Test Setup Photos

## FCC Part 22,24 / RSS 132,133

FOR:

**SOCKETMODEM®EDGE**

**MODEL #: MTSMC-E**

**MULTI-TECH SYSTEMS, INC.  
2205 WOODALE DRIVE  
MOUNDS VIEW, MN 55112  
U.S.A**

**REFERENCE REPORT #: EMC\_918\_2005\_FCC22/24  
DATE: JULY 20, 2005**



*TTI-P-G 081/94-A0*

Accredited according to **ISO/IEC 17025**



**Bluetooth Qualification  
Test Facility  
(BQTF)**



**FCC listed # 101450  
IC recognized # 3925**

**CETECOM Inc.**

411 Dixon Landing Road • Milpitas, CA 95035 • U.S.A.

Phone: + 1 (408) 586 6200 • Fax: + 1 (408) 586 6299 • E-mail: [info@cetecomusa.com](mailto:info@cetecomusa.com) • <http://www.cetecom.com>

CETECOM Inc. is a Delaware Corporation with Corporation number: 2113686

Board of Directors: Dr. Harald Ansorge, Dr. Klaus Matkey, Hans Peter May

© Copyright by CETECOM

**Table of Contents**

**1    ASSESSMENT ..... 3**

**2    TEST SETUP PHOTOS ..... 4**

    2.1    MTSMC-E..... 4

    2.2    ACCESSORY ..... 10


## 1 Assessment

**The following is in compliance with the applicable criteria specified in FCC rules Parts 2, 22 and 24 of Title 47 of the Code of Federal Regulations and in compliance with the applicable criteria specified in Industry Canada rules RSS132 and RSS133.**


<b>Company</b>	<b>Description</b>	<b>Model #</b>
<b>Multi-tech Systems, Inc.</b>	<b>SocketModem®Edge</b>	<b>MTSMC-E</b>

## **2 TEST SETUP PHOTOS**


### **2.1 MTSMC-E**




### **RADIATED EMISSIONS ABOVE 1GHz**



## **RADIATED EMISSIONS ABOVE 1GHz**



**RADIATED EMISSIONS BELOW 1GHz (FRONT)**




**RADIATED EMISSIONS BELOW 1GHz (BACK)**



## AC POWER LINE CONDUCTED EMISSIONS (FRONT)





**AC POWER LINE CONDUCTED EMISSIONS (BACK)**

## 2.2 ACCESSORY



HOST LAPTOP