

UNIT/ FEATURES

NECK LOCK

Stays On!

HOUSING

Metal + Angled

CONTROL

Mic & Track

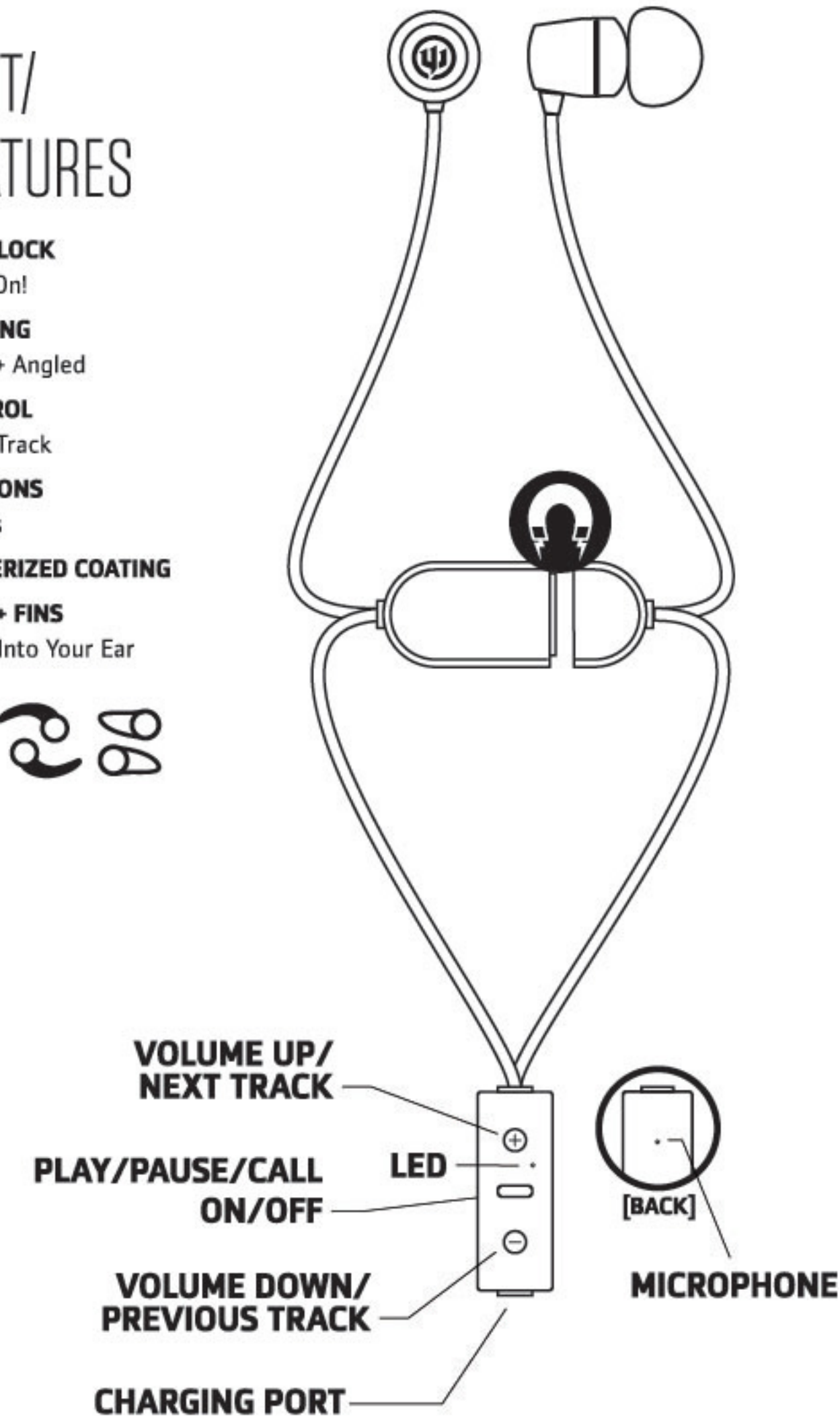
CUSHIONS

3 Sizes

RUBBERIZED COATING

LOOP + FINS

Locks Into Your Ear



BLUETOOTH

VERSION

4.1

RANGE

32 Feet/10 Meters

BATTERY LIFE

5 Hours

CHARGE TIME

1.5 Hour

SPECS

DRIVER

10 mm Neodymium

SENSITIVITY

100 dB

FREQUENCY

20-20,000 Hz

IMPEDANCE

16 Ohms



Neck Lock



3 Cushions



Noise Isolation



Mic & Track Control



Hands Free



High Fidelity



Enhanced Bass



Angled Housing



WICKED AUDIO, INC.
875 W 325 N
Lindon, UT 84042

WICKEDAUDIO.COM



TROUBLESHOOTING

1 Product does not turn on:

- 1a - Hold down power button for 3-5 seconds until LED turns on
- 1b - Make sure battery is charged. Charge battery for at least 30 minutes and power on again

2 Your Bluetooth device is unable to search for/locate/pair with Wicked Audio Bluetooth product:

- 2a - Be sure your Bluetooth device has Bluetooth capabilities turned on/activated
- 2b - Be sure your Wicked Audio product is in pairing mode (LED will be flashing Red AND Blue)
- 2c - Delete/Forget/Unpair the Wicked Audio product from your Bluetooth list on your device or other nearby devices and search again
- 2d - If still unable to search for/locate/pair with Wicked Audio Bluetooth product, please restart your Bluetooth device and the Wicked Audio product and search again

3 Disconnected after your Bluetooth device successfully connected/paired with your Wicked Audio product:

- 3a - The Bluetooth signal has been blocked with an obstruction/exceeded Bluetooth range between your Bluetooth device and the Wicked Audio product
- 3b - Check to see if the battery is at low power, charge if needed

4 Unable to connect/pair your desired Bluetooth device with your Wicked Audio product after connecting your Wicked Audio product with multiple Bluetooth devices:

- 4a - Your Wicked Audio product will attempt to connect/pair with last Bluetooth device it paired with
- 4b - Turn off Bluetooth capabilities on other Bluetooth

TROUBLESHOOTING CONTINUED...

devices in your vicinity that were recently paired to your Wicked Audio product. This will allow your desired Bluetooth product to connect with your Wicked Audio product.

- 4c - If still unable to pair with Wicked Audio Bluetooth product, please restart your Bluetooth device and the Wicked Audio product and search again.

5 No sound when talking with someone on the phone using mic on Wicked Audio product

- 5a - Make sure the Wicked Audio product is successfully paired with your Bluetooth device
- 5b - Increase the volume of your Bluetooth device and/or Wicked Audio product

6 No sound when playing music

- 6a - Increase the volume of your Bluetooth device and/or Wicked Audio product
- 6b - Make sure the Wicked Audio is successfully paired with your Bluetooth device







7 Unable to charge

- 7a - Wicked Audio product will have a solid Red LED when charging and the LED will turn off when fully charged.
- 7b - Make sure the USB cable is connecting well with charger and the micro USB cable is connecting well with your Bluetooth device

FIRST TIME USE

1	Make sure that the headset is charged, your phone turned on, with the Bluetooth feature enabled.
2	Turn on the headset and the LED will flash red and blue.
3	Your mobile phone should detect “Wicked Bandido”.
4	Select “Wicked Bandido” to pair and once succesfully paired, the LED will slowly flash blue.

FUNCTIONS

	1 PRESS	PLAY/PAUSE/ANSWER CALL/HANG UP
	2 PRESSES	REDIAL
	1 PRESS	NEXT TRACK
	1 PRESS	PREVIOUS TRACK
	LONG PRESS	VOLUME UP
	LONG PRESS	VOLUME DOWN

PRECAUTIONS

LISTENING TO AUDIO AT EXCESSIVE VOLUMES CAN CAUSE PERMANENT HEARING DAMAGE. USE AS LOW A VOLUME AS POSSIBLE.

Over exposure to excessive sound levels can damage your ears resulting in permanent noise-induced hearing loss (NIHL). Please use the following guidelines established by the Occupational Safety Health Administration (OSHA) on maximum time exposure to sound pressure levels before hearing damage occurs.

SAFE USE & HAZARD WARNINGS

90 dB SPL at 8 hours, 95 dB SPL at 4 hours, 100 dB SPL at 2 hours, 105 dB SPL at 1 hours, 110 dB SPL at 30 min, 115 dB SPL at 15 min, 120 dB SPL: Avoid as damage may occur

ADVERTENCIA

ESCUCHA DEL AUDIO NIVELES EXCESIVOS DE VOLUMEN PUEDE CAUSAR DAÑOS PERMANENTES AUDIENCIA. SE USE COMO VOLUMEN MÁS BAJO POSIBLE.

Durante la exposición a niveles excesivos de ruido puede dañar los oídos resultando en ruido permanente pérdida de audición inducida (PAIR). Por favor, use las siguientes pautas establecidas por la Administración de Seguridad de Salud Ocupacional (OSHA) de tiempo máximo que los niveles de presión de sonido antes de que se produce una lesión auditiva.

USO SEGURO DE PELIGROS Y ADVERTENCIAS

90 dB SPL a 8 horas, 95 dB SPL a 4 horas 100 dB SPL a 2 horas, 105 dB SPL a 1 horas, 110 dB SPL a 30 minuto, 115 dB SPL a 15 minuto, 120 dB SPL: Evite que se puede producir daños

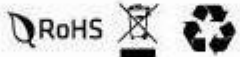
LIMITED ONE YEAR WARRANTY

Keep your receipt to obtain warranty service.
Go to www.wickedaudio.com for more details.

Developed in Utah, U.S.A.
Made in China

GARANTÍA DE POR VIDA

Guarde su recibo para obtener servicio de garantía.
Hora de salida www.wickedaudio.com para más detalles.



Warning:

Any Changes or modifications not expressly approved by the party responsible for compliance could void the user's authority to operate the equipment.
This device complies with part 15 of the FCC Rules. Operation is subject to the following two conditions:
(1) This device may not cause harmful interference, and
(2) this device must accept any interference received, including interference that may cause undesired operation.
Note: This equipment has been tested and found to comply with the limits for a Class B digital device, pursuant to part 15 of the FCC Rules. These limits are designed to provide reasonable protection against harmful interference in a residential installation. This equipment generates, uses and can radiate radio frequency energy and, if not installed and used in accordance with the instructions, may cause harmful interference to radio communications. However, there is no guarantee that interference will not occur in a particular installation. If this equipment does on, the user is encouraged to try to correct the interference by one or more of the following measures:

- Reorient or relocate the receiving antenna.
- Reorient or relocate the receiving antenna.
- Increase the separation between the equipment and receiver.
- Connect the equipment into an outlet on a circuit different from that to which the receiver is connected.
- Consult the dealer or an experienced radio/TV technician for help.

FCC Radiation Exposure Statement:

This equipment complies with FCC radiation exposure limits set forth for an uncontrolled environment .

ISED Radiation Exposure Statement:

This equipment complies with ISED RF radiation exposure limits set forth for an uncontrolled environment.

This transmitter must not be co-located or operating in conjunction with any other antenna or transmitter.

Cet appareil est conforme aux limites d'exposition de rayonnement RF ISED établiespour un environnement non contrôlé. Cetémetteur ne doit pas être co-implanté oufonctionner en conjonction avec toute autreantenne ou transmetteur.

This device complies with ISED license-exempt RSS standard(s). Operation is subject to the following two conditions:

- (1) this device may not cause interference, and
 - (2) this device must accept any interference, including interference that may cause undesired operation of the device.
- Le présent appareil est conforme aux CNR d'ISED applicables aux appareils radio exempts de licence.

L'exploitation est autorisée aux deux conditions suivantes :

- (1) l'appareil nedoit pas produire de brouillage, et
- (2) l'utilisateur de l'appareil doit accepter tout brouillage radioélectrique subi, même si le brouillage est susceptible d'en compromettre le fonctionnement.

Limitation of Liability Any Changes or modifications not expressly approved by the party responsible for compliance could void the user's authority to operate the equipment.The device has been evaluated to meet general RF exposure requirement. The device can be used in portable exposure condition without restriction.
In no event, under any cause of action of theory of liability, shall Wicked Audio Inc., its distributors or suppliers be liable to you or any third party for indirect, incidental, consequential, special, exemplary or punitive damages, of any and all nature whatsoever, arising out of use of or inability to use a product. This includes without limitation, property damage, loss of value of the product or any third party products that are used in or with the Wicked Audio products, even if the Wicked Audio product has been advised of the possibility of such damages that one may encounter. Without limiting the foregoing, you understand and agree that Wicked Audio has no liability for any damages or destruction to the consumer electronics devices or other personal property that are contained in inside or outside the Wicked Audio products. This includes without limitation, laptops, cellular phones, or other hand-held devices, or any loss of data contained on the foreign device. Notwithstanding any damages that you might incur for general damages in contract, tort (including negligence) or otherwise), the entire aggregate liability of Wicked Audio and any of its distributors and/or suppliers shall be limited to the amount actually paid by you for the Wicked Audio product giving rise to liability. Some states and/or jurisdictions do not allow the exclusion or limitation of incidental or consequential damages, so the above limitations or exclusions may not apply to you. The limitations of liability set forth above shall apply to the maximum extent permitted under applicable law.



BANDIDO

