

BioStation 3

INSTALLATION GUIDE

English
EN 101.00.BS3.00

CONTENTS

Safety Precautions 2

Symbols	2
---------	---

Preparation 5

Components	5
Part Names and Functions	6
Cables and Connectors	7
Facial Registration and Authentication	9

Installation 10

Mounting the Bracket and Product	10
Connecting to Power	13
Connecting to a Network	14
TCP/IP	14
Connecting to a TTL Input	15
Connecting to a Relay	16
Fail Safe Lock	16
Fail Secure Lock	17
Connecting to an Automatic Door	18
Stand-Alone Connection	19
Connecting to Secure I/O 2	21
Wiegand Connection	22

Product Specifications 23

Dimensions	25
------------	----

FCC Compliance Information 26

EU Declaration of Conformity (CE) 26

Appendix 27

Disclaimers	27
Copyright Notice	27
Open Source License	27
GNU General Public License	28
GNU Lesser General Public License	35
OpenSSL License	37
Original SSLeay License	38

Safety Precautions

Please read this User Manual before using the product to ensure safe and correct use of the product so as to avoid personal injury or property damage. The product referred to in this manual includes all components provided with the main unit of the product.

Symbols



Warning: Ignoring this warning may result in serious injury or death.



Caution: Ignoring this caution may result in minor injury, or damage to the product.



Information: This symbol is used to provide notes or additional information to the user.



Warning

Installation

Do not attempt to install or repair the product yourself.

- This may cause a fire, electric shock or injury.
- Free repair service is not available if the product is damaged after you attempt to carry out an unauthorized installation or repair yourself.

Do not install the product in a place where it will be exposed to direct sunlight, moisture, dust or soot, or in a place where there is a possibility of a gas leak.

- This may cause a fire or electric shock.

If installing the product outdoors, install it in a shaded and well-ventilated place.

If installing the product outdoors, do not use a fully closed-off enclosure.

- Direct sunlight may increase the internal temperature of the enclosure, which can result in a fire, electric shock, or product damage due to overheating.

Do not install the product in a place where heat is generated, such as by an electric heater, etc.

- This may cause a fire or electric shock due to overheating.

Do not install the product in a place exposed to moisture.

- This may cause electric shock or product damage due to moisture.

Do not install the product where there is electromagnetic interference.

- This may cause electric shock or product damage.



Warning

Use

Be careful not to let liquids such as water, beverages, or chemicals get inside the product.

- This may cause a fire, electric shock or product damage.

Do not use a damaged power adapter or plug, or a loose outlet.

- Unstable connection may cause a fire or electric shock.

Do not bend with excessive force or damage the power cable.

- This may cause a fire or electric shock.



Caution

Installation

Do not install the product in a place where it will be exposed to direct sunlight or ultraviolet rays.

- This may cause product damage, malfunction, discoloration, or deformation.

Do not leave power cables, etc. in passageways.

- This may cause personal injury or product damage.

Do not install the product near objects with strong magnetic forces such as magnets, TVs, (CRT) monitors, speakers, etc.

- This may cause malfunction.

When installing multiple devices, ensure they are at the minimum distance required between the devices.

- This may affect the RF and BLE performance of other devices and may cause malfunction.

Use an IEC/EN 62368-1 compliant power adapter suited to the device's power consumption. It is recommended to use a power adapter sold by Suprema.

- Failure to use an adequate power source may result in malfunction.

Always use separate power sources for the product, Secure I/O 2, and electric lock.

- Failure to do so may cause malfunction.

Avoid connecting the power supply and PoE.

- Failure to do so may cause malfunction.

For IP65 compliance, ensure you use a cable cover after connecting the product with the cable. When installing the product in a place completely exposed to the outdoor environment, it is recommended to use an enclosure.

- Poor waterproof/dustproof performance may cause malfunction.



Caution

Use

Do not drop the product or subject it to impact or shock.

- This may cause malfunction.

Be careful not to interrupt power supply while firmware upgrade is in progress.

- This may cause malfunction.

Keep your password safe and change it periodically.

- Otherwise this could allow unauthorized access.

Do not press the buttons (touchpad) on the product with excessive force or with a sharp tool.

- This may cause malfunction.

Use the product at a temperature between -20°C and 50°C, and do not store it at temperatures that are too low or high.

- This may cause malfunction.

Clean the product with care.

- Gently wipe the surface of the product with a clean, dry cloth.
- If the product needs to be disinfected, apply an appropriate amount of rubbing alcohol to a dry cloth and then gently wipe the surface. Use rubbing alcohol that contains 70–75% isopropyl alcohol as well as a soft, clean, and lint-free cloth.
- Do not spray disinfectant directly on the product.

Do not use the product for purposes other than those it is intended for.


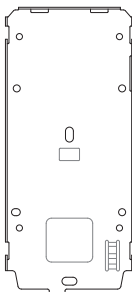
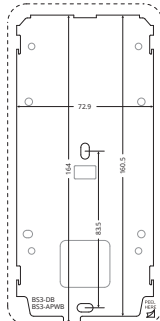
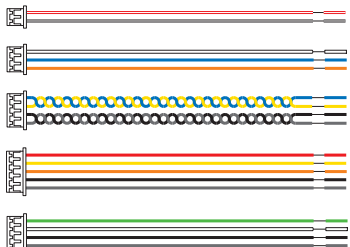
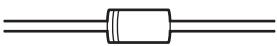






- This may cause malfunction.

RTC Battery

Use of an unapproved or incorrect type of battery may result in a risk of explosion. Dispose of batteries in compliance with local or international waste disposal regulations.

Preparation

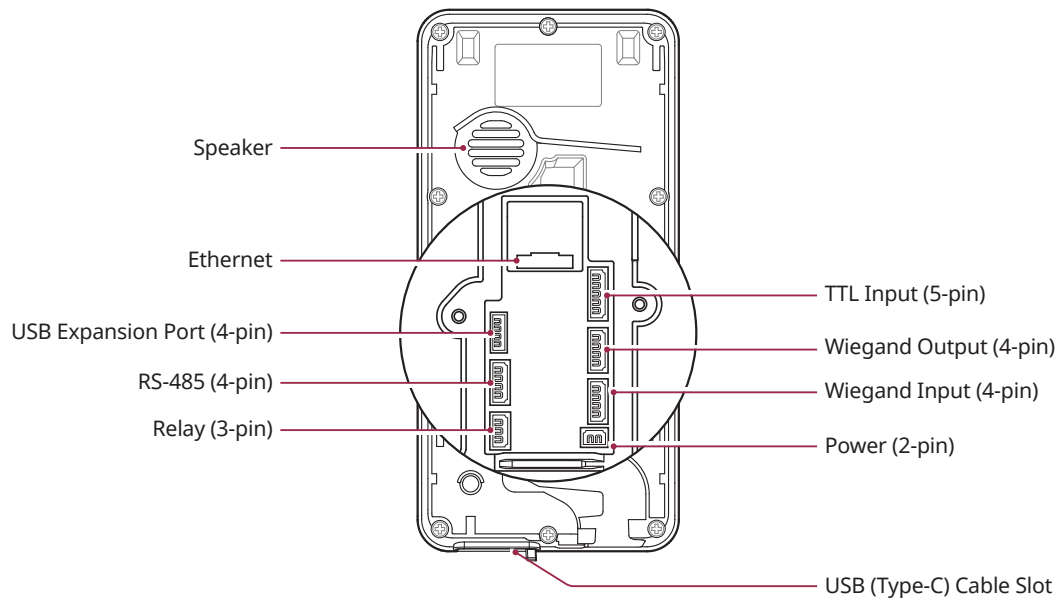
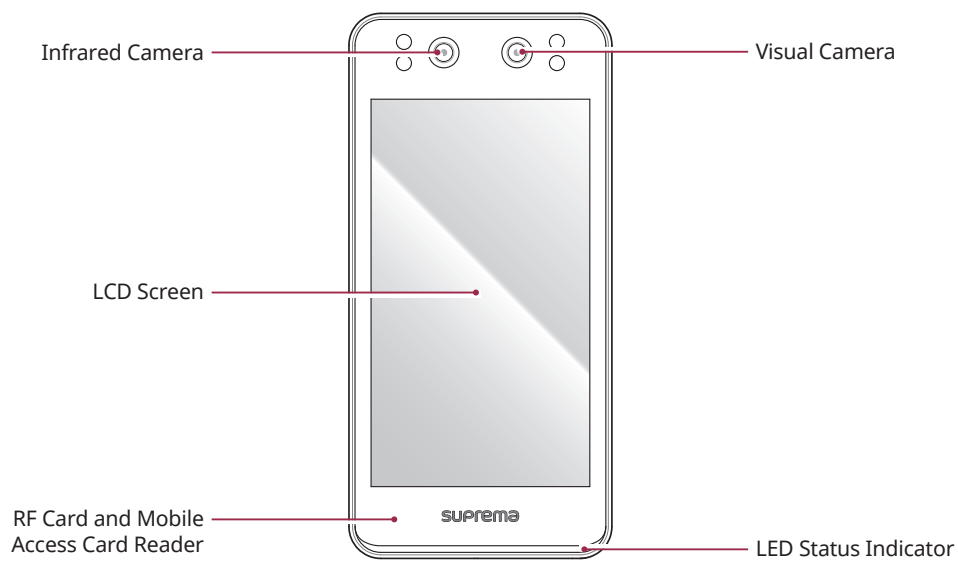
Components

		
BioStation 3	Wall Bracket	Drilling Template
		
Connection Cables	Diode	120-Ω Resistor
		
PVC Anchors x2	Fixing Screws x2	Bracket Fixing Screw (Star Shaped)
		
Quick Guide	Open Source Software Guide	



- The components may vary depending on the installation environment.
- When assembling the product with the bracket, you can use the Bracket Fixing Screw (Star Shaped) instead of the Fixing Screws for a more secure installation.
- To learn more about using this product, please visit the Suprema website (<https://www.supremainc.com>) and refer to the User Guide.

Part Names and Functions



Name	Description
Infrared Camera	Captures infrared images.
Visual Camera	Captures actual images.
LCD Screen	Provides the UI for actions.
RF Card and Mobile Access Card Reader	Reads an RF card or mobile access card for access control.
LED Status Indicator	Shows the operating status of the system. <ul style="list-style-type: none"> Green: Authentication successful Red: Authentication failed Blue/light blue flashing: Normal operation Blue/green flashing: No IP address received while DHCP is enabled Blue/green flashing: Network settings initialized Green flashing: Waiting for input Green/white flashing: Connecting to Suprema AirFob Pass (BLE) application

Name	Description
Speaker	Makes sounds for users to hear.
Ethernet	Connects the Ethernet cable.
TTL Input (5-pin)	Connects the TTL input cable.
USB Expansion Port (4-pin)	Exports a log stored on the device or connects to other accessories.
Wiegand Output (4-pin)	Connects the Wiegand output cable.
Wiegand Input (4-pin)	Connects the Wiegand input cable.
RS-485 (4-pin)	Connects the RS-485 cable.
Relay (3-pin)	Connects the relay cable.
Power (2-pin)	Connects the power cable.
USB (Type-C) Cable Slot	Connects the USB cable.

Cables and Connectors

Power




Pin	Name	Color
1	PWR +VDC	Red (white stripe)
2	PWR GND	Black (white stripe)

Relay



Pin	Name	Color
1	RLY NO	White
2	RLY COM	Blue
3	RLY NC	Orange

RS-485



Pin	Name	Color
1	485 TRXP	Blue
2	485 TRXN	Yellow
3	485 GND	Black
4	SH GND	Grey

TTL Input



Pin	Name	Color
1	TTL IN0	Red
2	TTL IN1	Yellow
3	TTL IN2	Orange
4	TTL GND	Black
5	SH GND	Grey

Wiegand Input



Pin	Name	Color
1	WG D0	Green
2	WG D1	White
3	WG GND	Black
4	SH GND	Grey

Wiegand Output



Pin	Name	Color
1	WG D0	Green
2	WG D1	White
3	WG GND	Black
4	SH GND	Grey

Facial Registration and Authentication

Cautions regarding facial registration

- When registering a face, keep a distance of 60–100 cm between the system and face.
- Be careful not to change facial expression.
- Do not wear a mask, hat, or eye patch.
- Do not register a face while wearing a mask. Registering both a masked face and a non-masked face may increase false recognition rates.
- Do not raise or lower your head.
- Do not wear heavy makeup.
- Do not close your eyes.
- Make sure both shoulders appear on the screen.
- Stand in front of the screen without moving while registering your face.
- Make sure that only one face appears on the screen. Register one person at a time.
- If you do not follow the instructions on the screen, facial registration may take a long time or may fail.

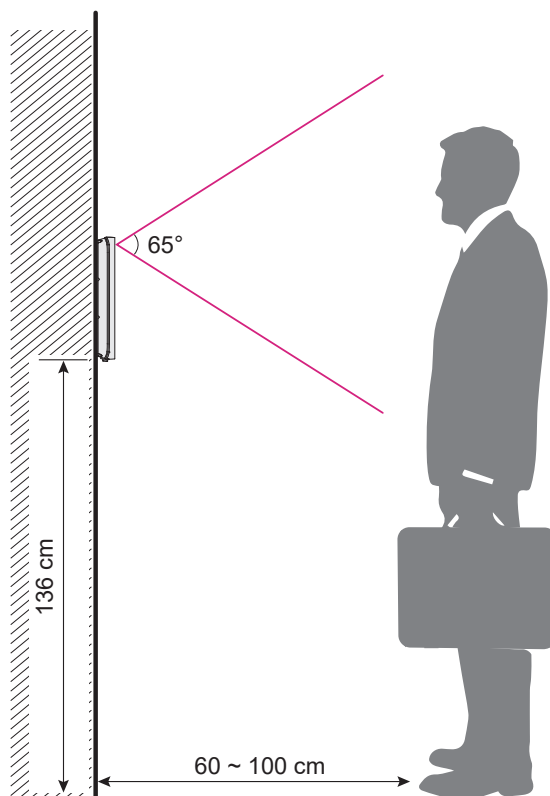
Cautions regarding facial authentication

- Make sure your face appears in the center of the screen. When the position guide is shown, follow the on-screen instructions for facial authentication.
- If part of your face is covered by a hat, mask, sunglasses, eye patch, etc., facial authentication may fail. Ensure your face is not covered, so the system can recognize your eyebrows and face.
- Try facial authentication at a distance of 60–100 cm from the system.
- Make sure both shoulders appear on the screen. If your shoulders are not even, facial authentication may fail. Stand in front of the screen without moving during facial authentication.

Installation

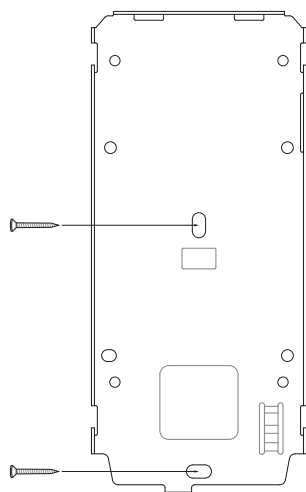
Mounting the Bracket and Product

- 1 Decide where to mount the product using the Drilling Template.



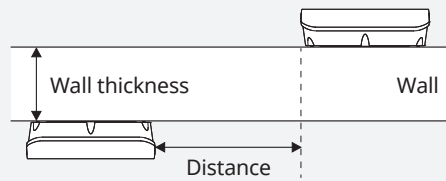
- It is recommended that the system be installed at a height of 136 cm.
- Do not install the system in a location where it will be exposed to direct sunlight or ultraviolet rays.
- Adjust the position of the system so that your face is not exposed to direct sunlight during facial authentication.

- 2 Mount the bracket securely using the Bracket Fixing Screw at the position where the BioStation 3 is to be installed.



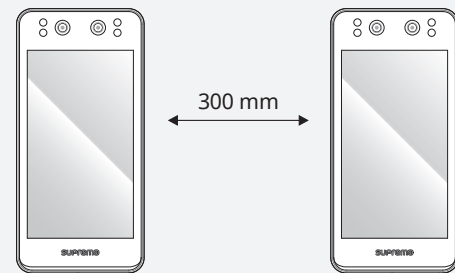


- When installing BioStation 3 on a concrete wall, drill a hole, insert a PVC Anchor, and then fix it with the Fixing Screw.
- Ensure there is a minimum separation distance to avoid RF interference.



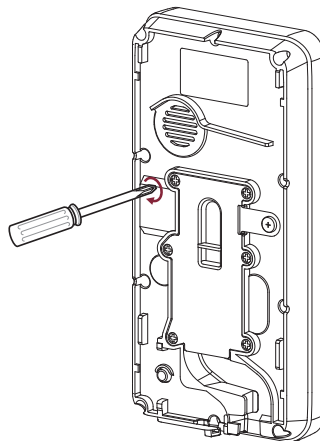
Wall thickness	Distance
100 mm	200 mm
120 mm	180 mm
150 mm	150 mm

Wall



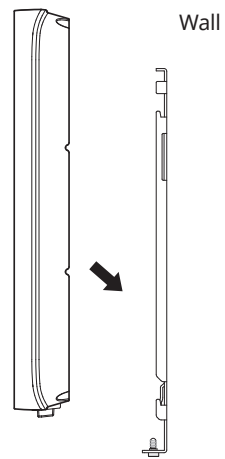
- When using a mobile access card, ensure there is a distance of at least 1 meter between the devices to avoid BLE interference.

3 After applying the cable cover, fix it securely by turning the six screws on the cover.

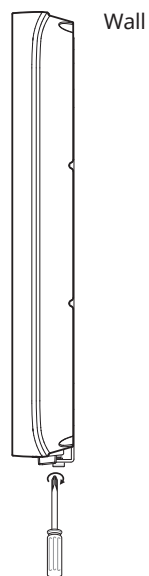


- For IP65 compliance, ensure you use a cable cover after connecting the product with the cable.

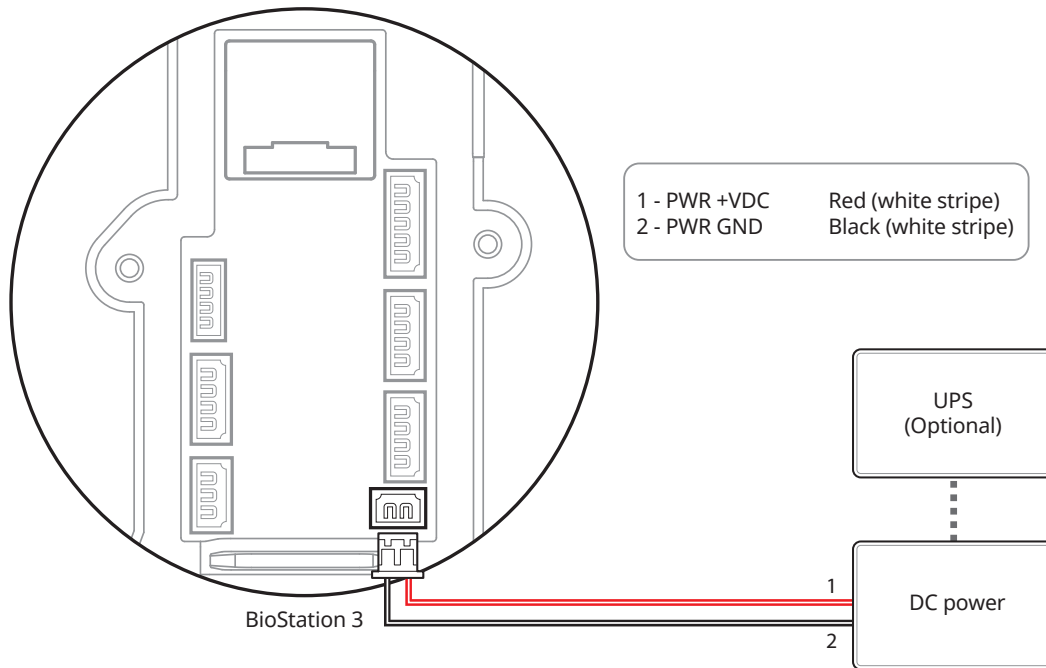
- 4** Mount the BioStation 3 on the fixed bracket.



- 5** Secure the BioStation 3 to the bracket with the BioStation 3 Fixing Screw.



Connecting to Power



- Use an IEC/EN 62368-1 compliant power adapter suited to the device's power consumption. If you need to connect other devices to the power adapter, use an adapter with a current capacity greater than the sum of the power consumption of the system and the other devices.
- Be sure to use separate power sources for the Secure I/O 2, electric lock, and the product. Sharing a power source with other devices may cause malfunction.
- When connecting power, pay attention to the distance between BioStation 3 and the power supply. The system and the power supply should be as close as possible. The system may malfunction if not properly connected. If the system and power supply are far apart, it is recommended to use 16-AWG or 18-AWG cable. The connection distance available may vary depending on the size of the cable and the installation environment. BioStation 3 supports both 24 V DC and 12 V DC, so check the maximum extension length of the cable and ensure the power source is connected properly.

Cable Size	Maximum Extension Length	
	24 V DC	12 V DC
16 AWG	150 m	50 m
18 AWG	136 m	30 m
20 AWG	90 m	20 m

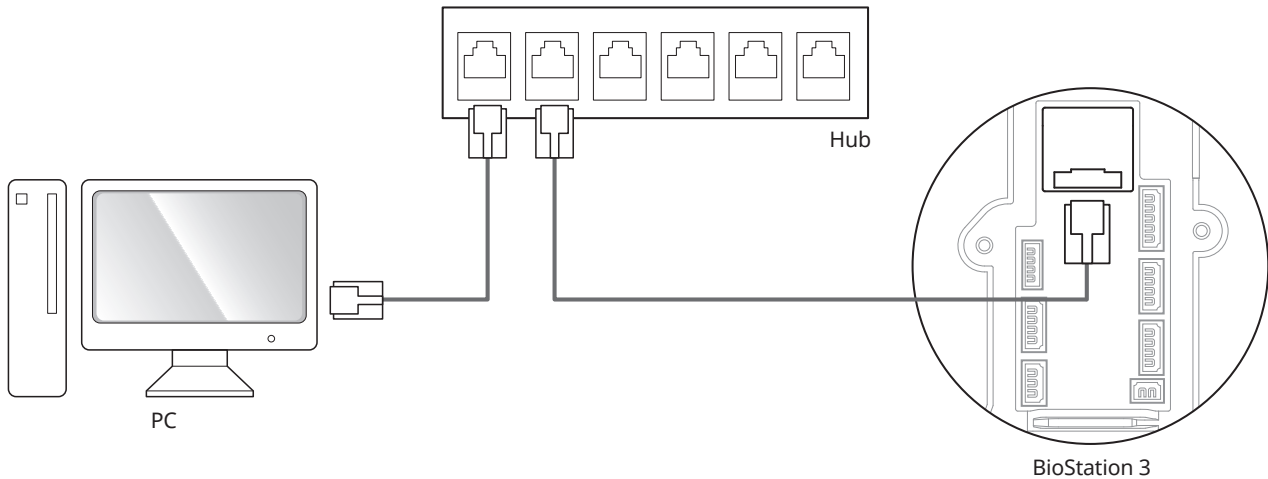
- When using a power adapter (24 V DC ($\pm 10\%$), 2.5 A), do not arbitrarily extend the length of the power cable.
- Do not use CAT5 UTP 2-Wire cables for power supply.

Connecting to a Network

TCP/IP

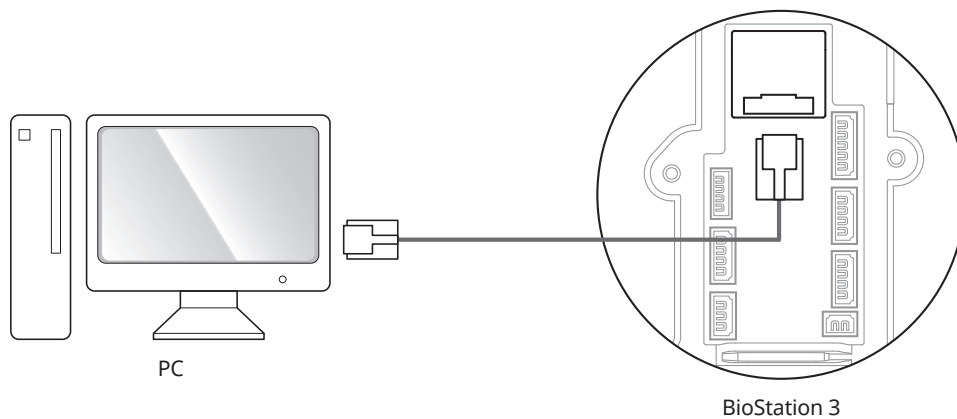
LAN connection (to a hub)

Connect to the hub using a normal CAT-5 cable.



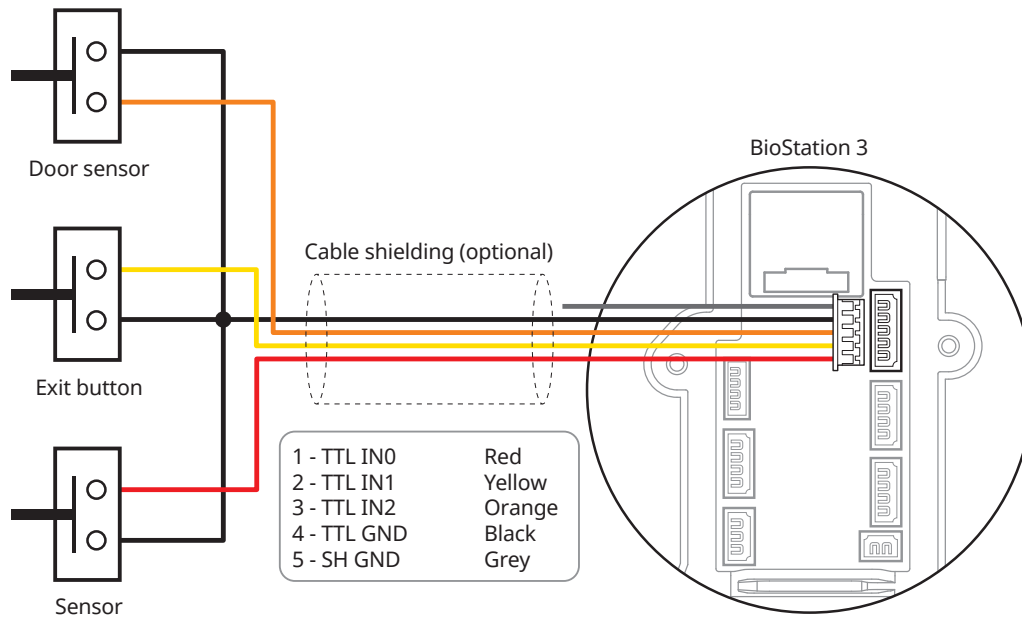
LAN connection (directly to a PC)

BioStation 3 supports automatic MDI/MDIX, so it can be directly connected to a PC with a crossover cable or a normal straight-type CAT-5 cable.

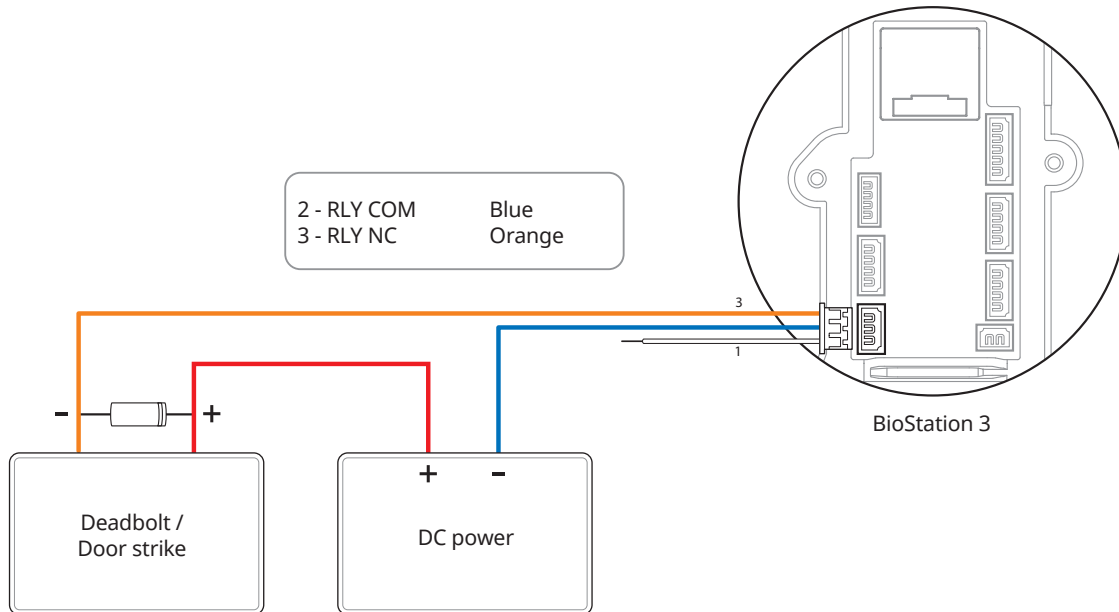


- See the information below when using a Gigabit Ethernet switch.
 - Use CAT-5e unshielded twisted pair (UTP) cable.
 - Use all 4 pairs (8 wires) for network connection.
 - Do not use some of the pairs or wires for other purposes.

Connecting to a TTL Input



To use the Fail Safe Load



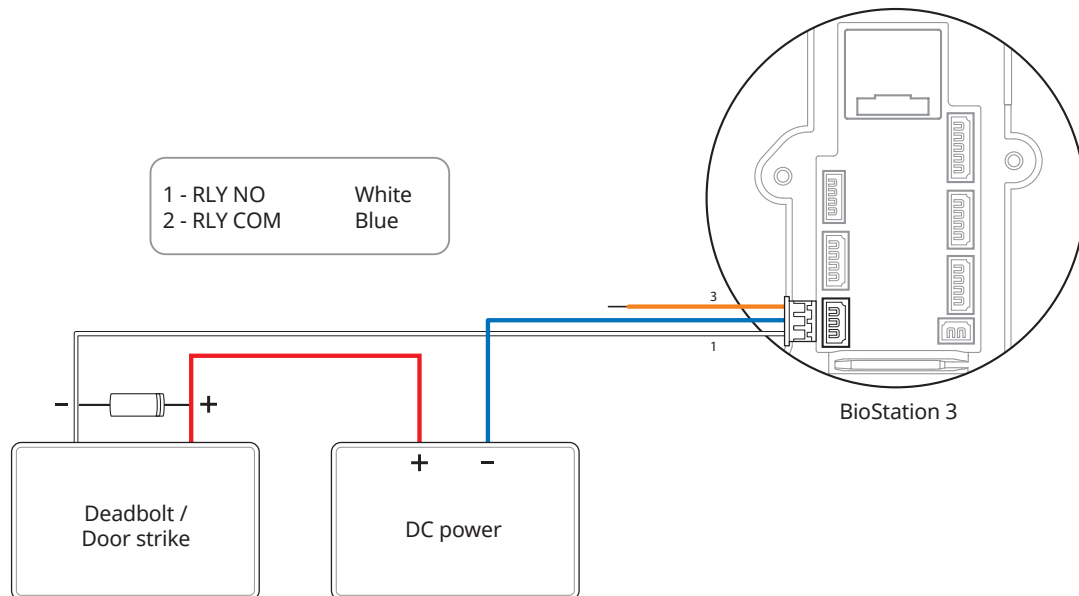
- To protect the relay from the reverse current generated when the lock is activated, install the diode on both sides of the lock wiring as shown in the illustration.
- Use separate power sources for BioStation 3 and the lock.
- For user convenience, Suprema's intelligent device has an independent built-in relay that can directly open or lock the door without a controller. However, for access control applications requiring enhanced security, it is recommended not to use the built-in relay, in order to prevent tampering that could potentially cause the door to be unlocked. When using such access control applications, please use a separate relay such as Suprema's Secure I/O 2, DM-20, or CoreStation installed in a safe location inside the door for lock control.



Pay attention to the orientation of the diode during installation. The diode should be close to the door lock.

Fail Secure Lock

To use the Fail Secure Lock, connect the N/O relay as shown below. While using the Fail Secure Lock, there is no current flowing through the relay circuit, and when the relay allows the current to flow, the door will open. In case of power outage or system power loss due to external factors, the door will lock.

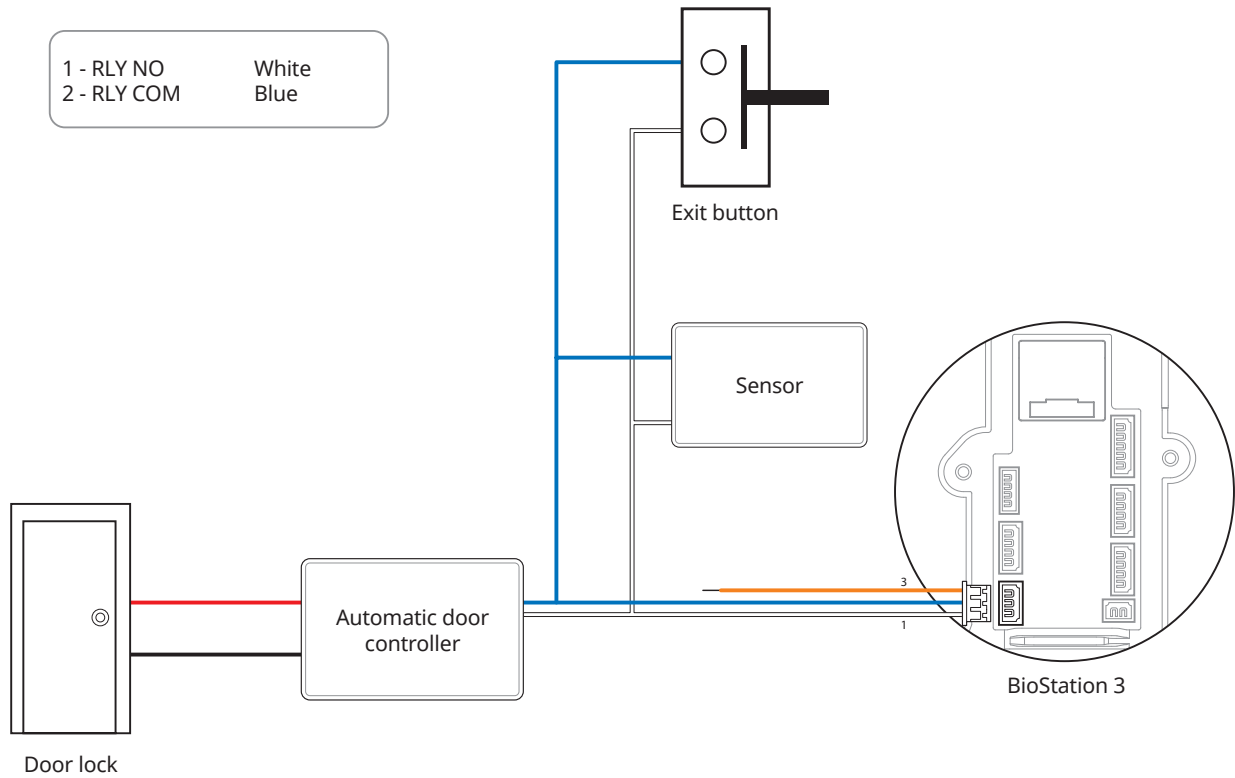


- To protect the relay from the reverse current generated when the lock is activated, install the diode on both sides of the lock wiring as shown in the illustration.
- Use separate power sources for BioStation 3 and the lock.
- For user convenience, Suprema's intelligent device has an independent built-in relay that can directly open or lock the door without a controller. However, for access control applications requiring enhanced security, it is recommended not to use the built-in relay, in order to prevent tampering that could potentially cause the door to be unlocked. When using such access control applications, please use a separate relay such as Suprema's Secure I/O 2, DM-20, or CoreStation installed in a safe location inside the door for lock control.



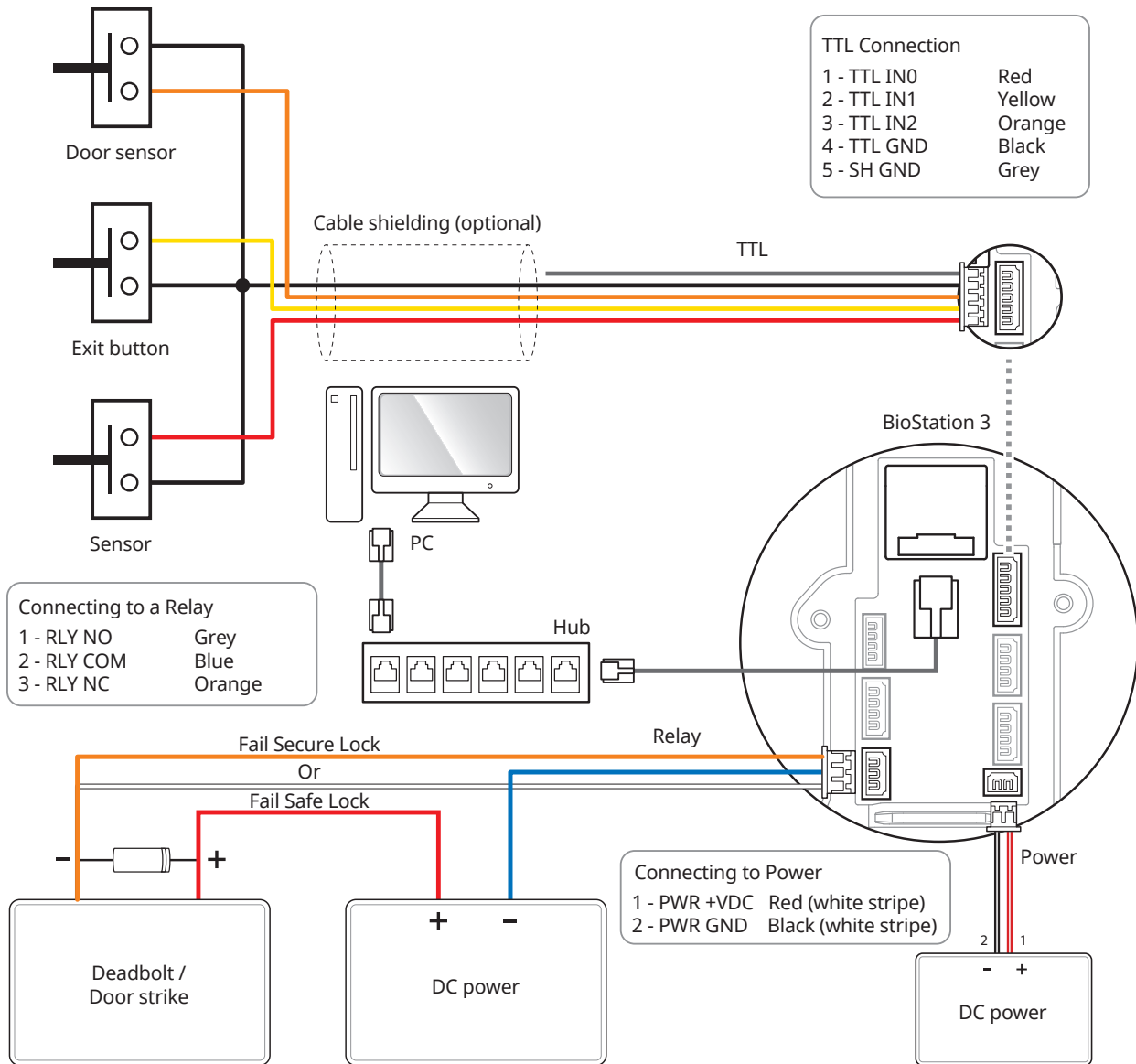
Pay attention to the orientation of the diode during installation. The diode should be close to the door lock.

Connecting to an Automatic Door



Stand-Alone Connection

The BioStation 3 can be directly connected to door locks, exit buttons, door sensors, etc. without connecting to a separate I/O device.



For user convenience, Suprema's intelligent device has an independent built-in relay that can directly open or lock the door without a controller. However, for access control applications requiring enhanced security, it is recommended not to use the built-in relay, in order to prevent tampering that could potentially cause the door to be unlocked. When using such access control applications, please use a separate relay such as Suprema's Secure I/O 2, DM-20, or CoreStation installed in a safe location inside the door for lock control.

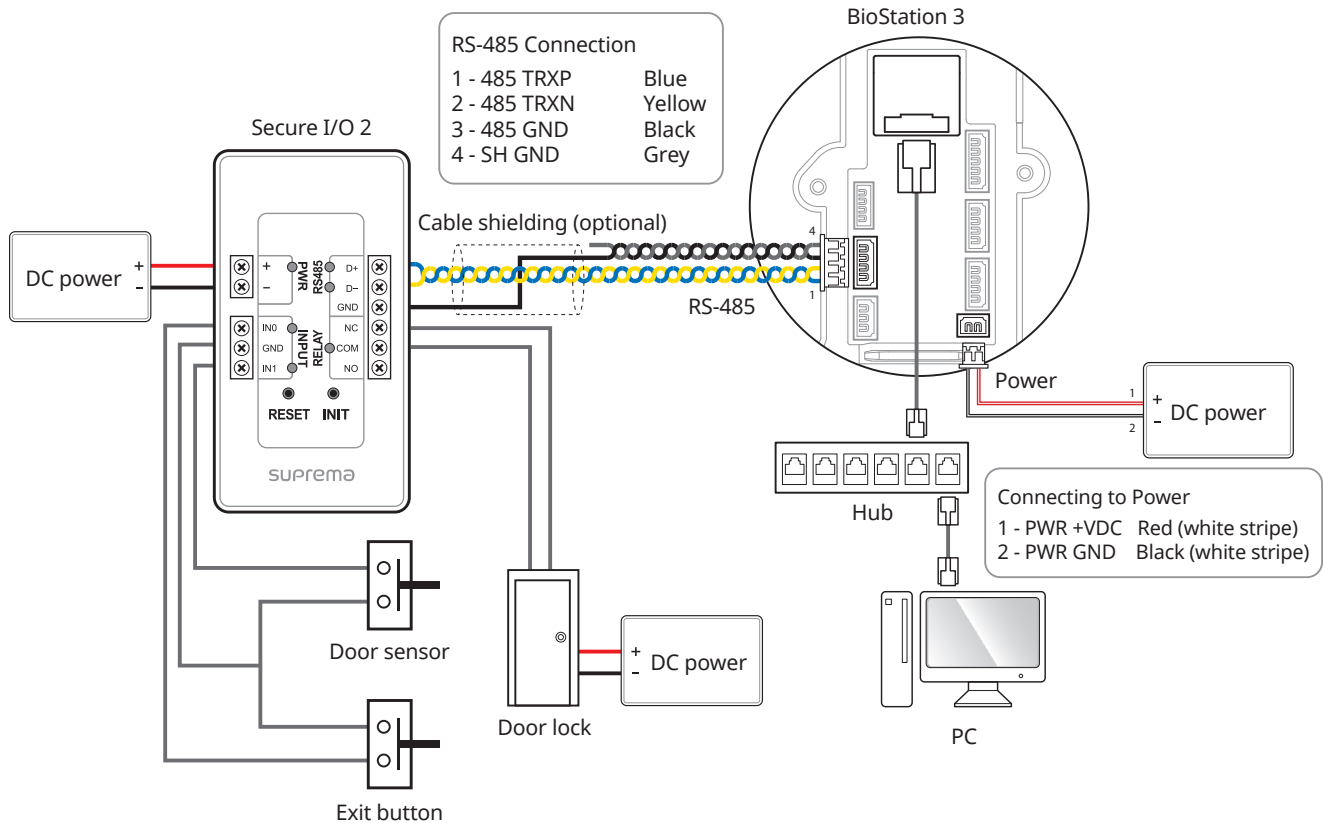


- By connecting a slave device with an RS-485 cable, you can use BioStation 3 as a control system for multiple doors. The slave device is used as a dummy reader and authentication is performed by the master device.
- If a fingerprint scanner is configured as a slave device for BioStation 3, another BioStation 3 cannot be added as a slave device.
- If the fingerprint scanner is the master device, BioStation 3 cannot be added as a slave device.
- If BioStation 3 is the master device and BioStation 3 is connected as a slave device, only one BioStation 3 can be added as a slave device.
- If BioStation 3 is the master device and BioStation 3 is connected as a slave device, Secure I/O 2 and DM-20 (one of each) can be connected additionally.
- If BioStation 3 is the master device and BioStation 3 is connected as a slave device, OM-120 cannot be connected additionally.
- The maximum number of slave devices that can be connected depends on the authentication method, number of users, and number of devices. The number of slave devices may affect authentication speed.
- The master device can control up to thirty-one (31) slave devices. The RS-485 bandwidth allows up to 7 fingerprint scanners to be connected.
- For more information, please contact Suprema Technical Support Team (CS@suprema.co.kr).

Connecting to Secure I/O 2

You can connect Secure I/O 2 (I/O device) to BioStation 3 via RS-485. Even if BioStation 3 and Secure I/O 2 are disconnected, or BioStation 3 is powered off due to external factors, security can be ensured.

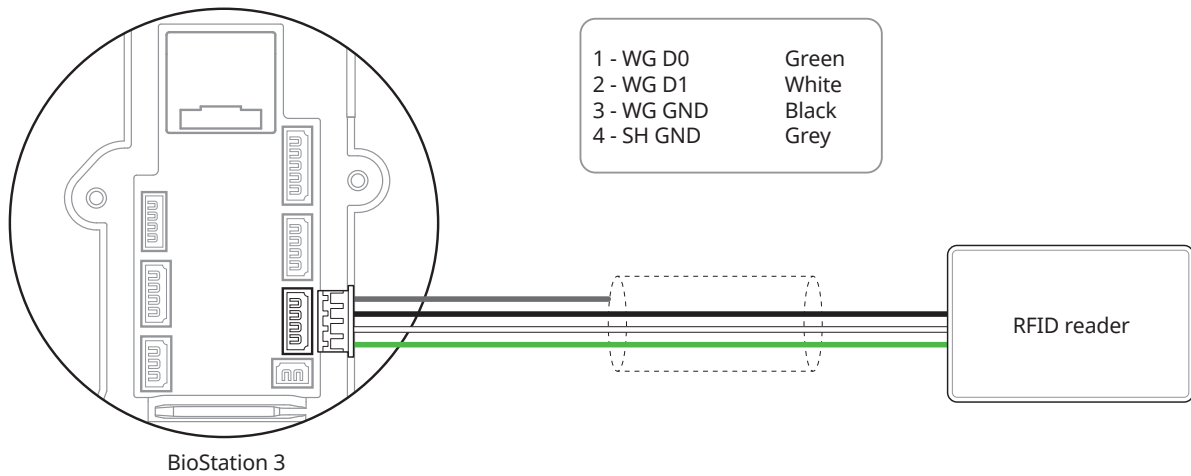
- For an RS-485 cable, use 24 AWG (twisted pair) with a maximum length of 1.2 km.
- For daisy-chained RS-485, connect a terminating resistor (120 Ω) to both ends of the daisy chain connection. If you connect the terminating resistor in the middle of the chain, the signal level will decrease, which affects communication performance, so be sure to connect it to both ends of the daisy chain connection.



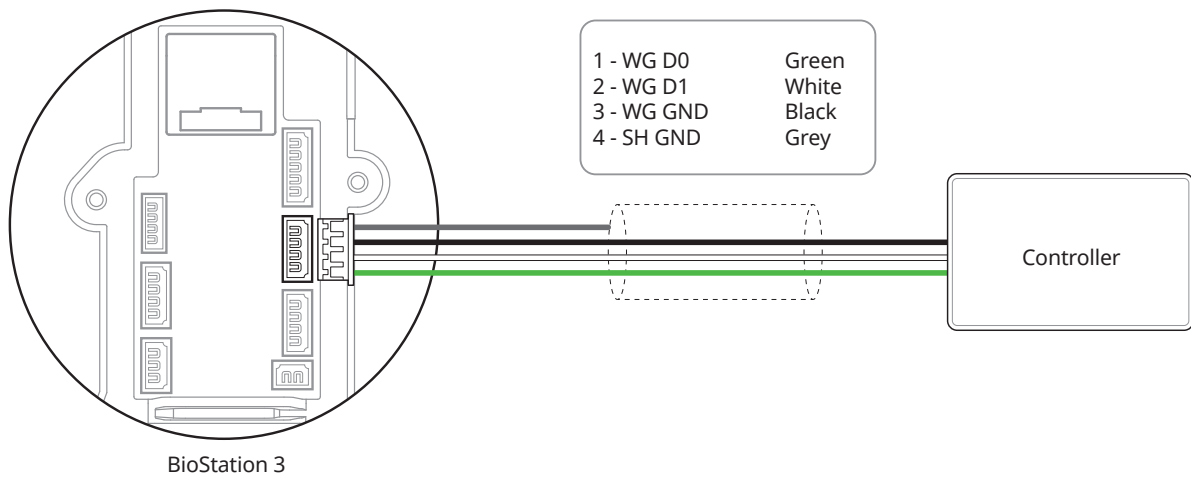
- By connecting a slave device with an RS-485 cable, you can use BioStation 3 as a control system for multiple doors. The slave device is used as a dummy reader and authentication is performed by the master device.
- If a fingerprint scanner is configured as a slave device for BioStation 3, another BioStation 3 cannot be added as a slave device.
- If the fingerprint scanner is the master device, BioStation 3 cannot be added as a slave device.
- If BioStation 3 is the master device and BioStation 3 is connected as a slave device, only one BioStation 3 can be added as a slave device.
- If BioStation 3 is the master device and BioStation 3 is connected as a slave device, Secure I/O 2 and DM-20 (one of each) can be connected additionally.
- If BioStation 3 is the master device and BioStation 3 is connected as a slave device, OM-120 cannot be connected additionally.
- The maximum number of slave devices that can be connected depends on the authentication method, number of users, and number of devices. The number of slave devices may affect authentication speed.
- The master device can control up to thirty-one (31) slave devices. The RS-485 bandwidth allows up to 7 fingerprint scanners to be connected.
- For more information, please contact Suprema Technical Support Team (CS@suprema.co.kr).

Wiegand Connection

Used as a Wiegand input device



Used as a Wiegand output device



Product Specifications

Category	Feature	Specifications
Credentials	Biometric	Face
	RF card	<ul style="list-style-type: none"> BS3-DB: 125kHz EM & 13.56MHz MIFARE, MIFARE Plus, DESFire EV1/ EV2*, FeliCa BS3-APWB: 125kHz EM, HID Prox & 13.56MHz MIFARE, MIFARE Plus, DESFire EV1/EV2*, FeliCa, iCLASS SE/SR/Seos
	RF detection distance**	EM/HID iCLASS/MIFARE: 30 mm, HID Prox/DESFire: 25 mm, FeliCa: 15 mm
	Mobile	NFC, BLE
	Barcode and QR code	Supported (BioStar QR)
General	CPU	1.5 GHz Quad Core
	Memory	32 GB Flash + 4 GB RAM
	Crypto chip	Supported
	LCD type	5.5" IPS color LCD
	LCD resolution	720 x 1280 pixels
	Sound	16bit
	Operating temperature	-20°C to 50°C
	Storage temperature	-40°C to 70°C
	Operating humidity	0% to 80%, non-condensing
	Storage humidity	0% to 90%, non-condensing
	Camera	2 MP 2EA
	Dimensions (W x H x D)	82.5 x 171 x 23.4 (mm)
	Weight	<ul style="list-style-type: none"> Device <ul style="list-style-type: none"> BS3-DB: 370 g BS3-APWB: 380 g Bracket: 90 g (Including washers and bolts)
	IP rating	IP65
	IK rating	IK06
	Certifications	CE, FCC, KC, RoHS, REACH, WEEE, UKCA, RCM
Face	Recognition Distance	0.6 to 1.0 m
	Recognition Height	1.4 to 1.9 m
	Matching speed	Within 0.3 seconds
	Live Face Detection	Supported
Storage capacity	Max. User	100,000***
	Max. Credentials (1:N)	<ul style="list-style-type: none"> Fingerprint: 100,000 Face: 50,000
	Max. Credentials (1:1)	<ul style="list-style-type: none"> Fingerprint: 100,000 Face: 100,000 Card: 100,000 PIN: 100,000
	Max. Text logs	5,000,000
	Max. Image logs	50,000

Category	Feature	Specifications
Interfaces	Ethernet	Supported (10/100/1000 Mbps, automatic MDI/MDI-X)
	Wi-Fi	<ul style="list-style-type: none"> • BS3-DB: Not supported • BS3-APWB: Supported (802.11 b/ g/ n)
	RS-485	1 ch Host / Slave (Selectable)
	Wiegand	1 ch Input, 1 ch Output
	TTL Input	3 ch Inputs
	Relay	1 Relay
	PoE+	<ul style="list-style-type: none"> • BS3-DB: Not supported • BS3-APWB: Supported (IEEE 802.3at compliant)
	Intercom	Supported
	USB	USB 2.0 (Host) for Firmware upgrade
	USB expansion port	Not supported
	Tamper	Supported
Electrical	Power	DC 12 V (current: 2.5 A) or DC 24 V (current: 1.2 A)
	Switch input VIH	Min.: 3 V / Max.: 5 V
	Switch input VIL	Max.: 1 V
	Switch pull-up resistor	4.7 k Ω (The input ports are pulled up with 4.7 k Ω)
	Wiegand output VOH	4.8 V or higher
	Wiegand output VOL	0.2 V or lower
	Wiegand output pull-up resistor	Internal pull-up to 1 k Ω
	Relay	2 A @ 30 VDC Resistive load 1 A @ 30 VDC Inductive load

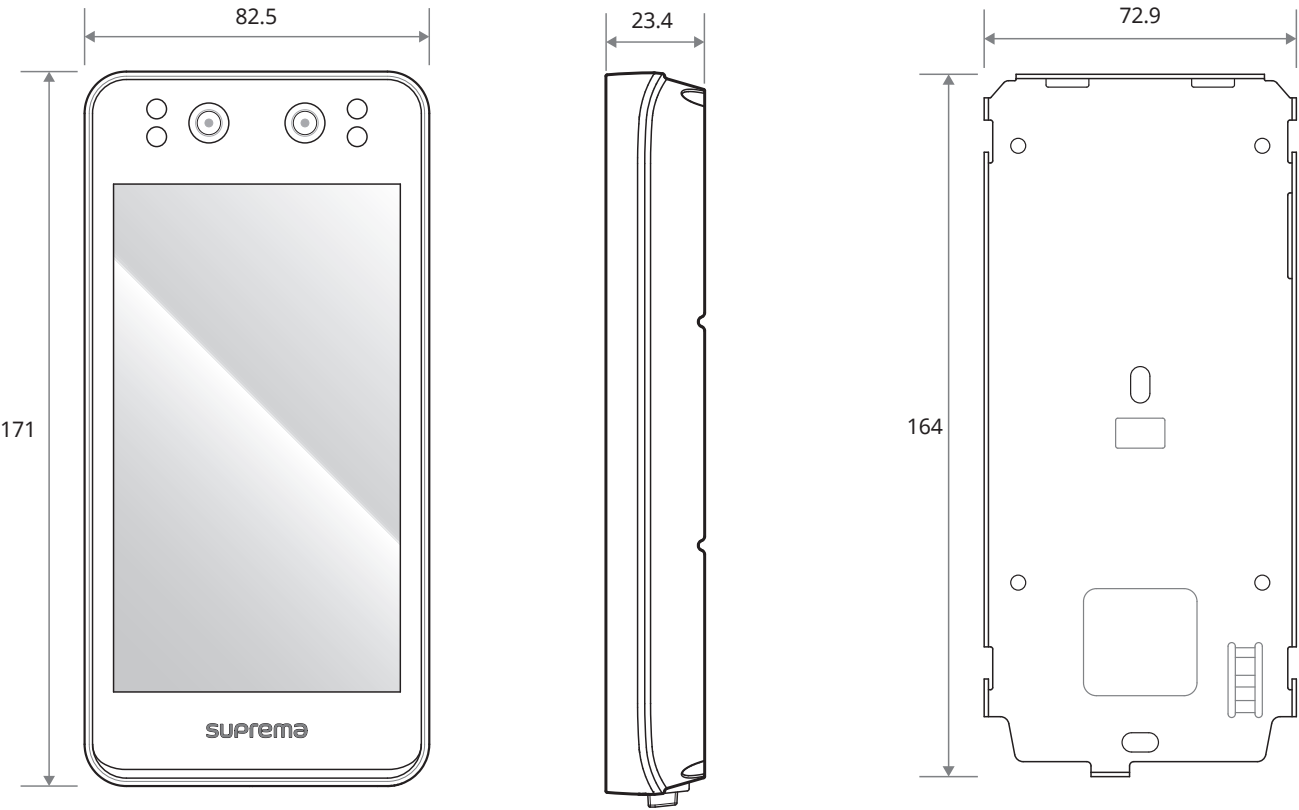
*The DESFire EV2 card is backward compatible with the DESFire EV1 card, so it provides the CSN and smart card functions, including those of the DESFire EV1 card.

**The RF detection distance may vary depending on the installation environment.

***Refers to the number of registered users without credential data.

Dimensions

(Unit: mm)



FCC Compliance Information

THIS DEVICE COMPLIES WITH PART 15 OF THE FCC RULES.

Operation is subject to the following two conditions:

- (1) This device may not cause harmful interference, and
- (2) This device must accept any interference received, including interference that may cause undesired operation.



This equipment has been tested and found to comply with the limits for a Class A digital device, pursuant to part 15 of the FCC Rules. These limits are designed to provide reasonable protection against harmful interference when the equipment is operated in a commercial environment. This equipment generates, uses, and can radiate radio frequency energy and, if not installed and used in accordance with the instruction manual, may cause harmful interference to radio communications. Operation of this equipment in a residential area is likely to cause harmful interference in which case the user will be required to correct the interference at his own expense.

Any changes or modifications not expressly approved by the party responsible for compliance could void the user's authority to operate this equipment.

This transmitter must not be co-located or operating in conjunction with any other antenna or transmitter.

This equipment complies with FCC radiation exposure limits set forth for an uncontrolled environment. This equipment should be installed and operated with minimum distance 20 cm between the radiator and your body. This transmitter must not be co-located or operating in conjunction with any other antenna or transmitter.

EU Declaration of Conformity (CE)

This product is CE marked according to the provisions of the Radio Equipment Directive (RED) 2014/53/EU. Hereby, Suprema Inc. declares that this product is in compliance with the essential requirements and other relevant provisions of Radio Equipment Directive (RED) 2014/53/EU.

- Bluetooth transmit power: -0.1 dBm
- Bluetooth frequency: 2402–2480 MHz
- NFC frequency: 13.56 MHz
- RFID frequency: 13.56 MHz + 125 kHz

For more information, please contact us via the contact details below.
Suprema Inc.

Website: <https://www.supremainc.com>

Address: 17F-5, Parkview Office Tower, 248, Jeongjail-ro, Seongnam-si, Gyeonggi-do, 13554, Republic of Korea

Tel: +82-31-783-4502 / Fax: +82-31-783-4503

Appendix

Disclaimers

- This document provides information relating to Suprema products.
- This document may be used only for Suprema products covered by Suprema's product use and sales agreement. No license to any intellectual property rights is granted by this document, either expressly or implicitly, by estoppel or in any other way.
- Except as set forth in an agreement between you and Suprema, Suprema does not provide any liabilities or warranties, express or implied, with respect to fitness for a particular purpose, merchantability or non-infringement.
- All warranties will be voided if a Suprema product is: 1) installed incorrectly, or the serial number, warranty information or warranty sticker of the hardware is changed or removed; 2) used in a way other than those permitted by Suprema; 3) changed, modified, or repaired by a party other than Suprema or a party authorized by Suprema; or 4) operated or maintained in an inadequate environment.
- Suprema products are not intended to be used for medical, lifesaving or life-support purposes, where failure of the product may result in injury or death. In purchasing or using Suprema products for these purposes, you hereby indemnify Suprema and its members, subsidiaries, affiliates and suppliers against any and all claims, costs, losses, expenses and reasonable attorneys' fees arising from injury or death resulting from such purchase or use. The same shall apply even if you claim there is a fault in Suprema's product design or manufacturing.
- Suprema reserves the right to change specifications and product descriptions at any time without prior notice in order to improve reliability, functionality or design.
- Personal information may be stored in Suprema products in the form of authentication messages and other relevant information during use of the products. Suprema is not responsible for any information stored in Suprema products, including personal information, which is not directly under Suprema's control or specified in any relevant agreement. When using information stored in products, including personal information, users of the products are responsible for complying with applicable laws (e.g. GDPR) and for the proper handling and processing of information.
- You should not rely on any absence of function, or feature, or description indicated as "reserved" or "undefined." Suprema may define such description later, and Suprema is not responsible for any changes made in the future that may conflict with the current description.
- Except as expressly provided herein, a Suprema product is sold "as is" to the maximum extent permitted by law.
- Before ordering a Suprema product, please contact your nearest Suprema sales office or dealer to check the latest specifications.

Copyright Notice

The copyright of this document belongs to Suprema. The rights of other product names, trademarks and registered trademarks belong to the individuals or entities that own them.

Open Source License

- The software in this product was created by modifying the Linux kernel 4.x version, and the Linux kernel is licensed under GPL. You can find the GPL license in [GNU General Public License](#) in this manual.
- The glibc library included in this product is under LGPL. You can find the LGPL license in [GNU Lesser General Public License](#) in this manual.
- The OpenSSL included in this product is under the OpenSSL License and the Original SSLeay License. You can find the OpenSSL License and Original SSLeay License in [OpenSSL License](#) and [Original SSLeay License](#) in this manual.
- You can download the source modified based on Linux kernel 4.x, glibc library, and QT library included in this product by contacting support.supremainc.com.

GNU General Public License

Version 3, 29 June 2007

Copyright © 2007 Free Software Foundation, Inc. <<http://fsf.org/>>

Everyone is permitted to copy and distribute verbatim copies of this license document, but changing it is not allowed.

Preamble

The GNU General Public License is a free, copyleft license for software and other kinds of works.

The licenses for most software and other practical works are designed to take away your freedom to share and change the works. By contrast, the GNU General Public License is intended to guarantee your freedom to share and change all versions of a program--to make sure it remains free software for all its users. We, the Free Software Foundation, use the GNU General Public License for most of our software; it applies also to any other work released this way by its authors. You can apply it to your programs, too.

When we speak of free software, we are referring to freedom, not price. Our General Public Licenses are designed to make sure that you have the freedom to distribute copies of free software (and charge for them if you wish), that you receive source code or can get it if you want it, that you can change the software or use pieces of it in new free programs, and that you know you can do these things.

To protect your rights, we need to prevent others from denying you these rights or asking you to surrender the rights. Therefore, you have certain responsibilities if you distribute copies of the software, or if you modify it: responsibilities to respect the freedom of others.

For example, if you distribute copies of such a program, whether gratis or for a fee, you must pass on to the recipients the same freedoms that you received. You must make sure that they, too, receive or can get the source code. And you must show them these terms so they know their rights.

Developers that use the GNU GPL protect your rights with two steps: (1) assert copyright on the software, and (2) offer you this License giving you legal permission to copy, distribute and/or modify it.

For the developers' and authors' protection, the GPL clearly explains that there is no warranty for this free software. For both users' and authors' sake, the GPL requires that modified versions be marked as changed, so that their problems will not be attributed erroneously to authors of previous versions.

Some devices are designed to deny users access to install or run modified versions of the software inside them, although the manufacturer can do so. This is fundamentally incompatible with the aim of protecting users' freedom to change the software. The systematic pattern of such abuse occurs in the area of products for individuals to use, which is precisely where it is most unacceptable. Therefore, we have designed this version of the GPL to prohibit the practice for those products. If such problems arise substantially in other domains, we stand ready to extend this provision to those domains in future versions of the GPL, as needed to protect the freedom of users.

Finally, every program is threatened constantly by software patents. States should not allow patents to restrict development and use of software on general-purpose computers, but in those that do, we wish to avoid the special danger that patents applied to a free program could make it effectively proprietary. To prevent this, the GPL assures that patents cannot be used to render the program non-free.

The precise terms and conditions for copying, distribution and modification follow.

TERMS AND CONDITIONS

0. Definitions.

“This License” refers to version 3 of the GNU General Public License.

“Copyright” also means copyright-like laws that apply to other kinds of works, such as semiconductor masks.

“The Program” refers to any copyrightable work licensed under this License. Each licensee is addressed as “you”.

“Licensees” and “recipients” may be individuals or organizations.

To “modify” a work means to copy from or adapt all or part of the work in a fashion requiring copyright permission, other than the making of an exact copy. The resulting work is called a “modified version” of the earlier work or a work “based on” the earlier work.

A “covered work” means either the unmodified Program or a work based on the Program.

To “propagate” a work means to do anything with it that, without permission, would make you directly or secondarily liable for infringement under applicable copyright law, except executing it on a computer or modifying a private copy. Propagation includes copying, distribution (with or without modification), making available to the public, and in some countries other activities as well.

To “convey” a work means any kind of propagation that enables other parties to make or receive copies. Mere interaction with a user through a computer network, with no transfer of a copy, is not conveying.

An interactive user interface displays “Appropriate Legal Notices” to the extent that it includes a convenient and prominently visible feature that (1) displays an appropriate copyright notice, and (2) tells the user that there is no warranty for the work (except to the extent that warranties are provided), that licensees may convey the work under this License, and how to view a copy of this License. If the interface presents a list of user commands or options, such as a menu, a prominent item in the list meets this criterion.

1. Source Code.

The “source code” for a work means the preferred form of the work for making modifications to it. “Object code” means any non-source form of a work.

A “Standard Interface” means an interface that either is an official standard defined by a recognized standards body, or, in the case of interfaces specified for a particular programming language, one that is widely used among developers working in that language.

The “System Libraries” of an executable work include anything, other than the work as a whole, that (a) is included in the normal form of packaging a Major Component, but which is not part of that Major Component, and (b) serves only to enable use of the work with that Major Component, or to implement a Standard Interface for which an implementation is available to the public in source code form. A “Major Component”, in this context, means a major essential component (kernel, window system, and so on) of the specific operating system (if any) on which the executable work runs, or a compiler used to produce the work, or an object code interpreter used to run it.

The “Corresponding Source” for a work in object code form means all the source code needed to generate, install, and (for an executable work) run the object code and to modify the work, including scripts to control those activities. However, it does not include the work's System Libraries, or general-purpose tools or generally available free programs which are used unmodified in performing those activities but which are not part of the work. For example, Corresponding Source includes interface definition files associated with source files for the work, and the source code for shared libraries and dynamically linked subprograms that the work is specifically designed to require, such as by intimate data communication or control flow between those subprograms and other parts of the work.

The Corresponding Source need not include anything that users can regenerate automatically from other parts of the Corresponding Source.

The Corresponding Source for a work in source code form is that same work.

2. Basic Permissions.

All rights granted under this License are granted for the term of copyright on the Program, and are irrevocable provided the stated conditions are met. This License explicitly affirms your unlimited permission to run the unmodified Program. The output from running a covered work is covered by this License only if the output, given its content, constitutes a covered work. This License acknowledges your rights of fair use or other equivalent, as provided by copyright law.

You may make, run and propagate covered works that you do not convey, without conditions so long as your license otherwise remains in force. You may convey covered works to others for the sole purpose of having them make modifications exclusively for you, or provide you with facilities for running those works, provided that you comply with the terms of this License in conveying all material for which you do not control copyright. Those thus making or running the covered works for you must do so exclusively on your behalf, under your direction and control, on terms that prohibit them from making any copies of your copyrighted material outside their relationship with you.

Conveying under any other circumstances is permitted solely under the conditions stated below. Sublicensing is not allowed; section 10 makes it unnecessary.

3. Protecting Users' Legal Rights From Anti-Circumvention Law.

No covered work shall be deemed part of an effective technological measure under any applicable law fulfilling obligations under article 11 of the WIPO copyright treaty adopted on 20 December 1996, or similar laws prohibiting or restricting circumvention of such measures.

When you convey a covered work, you waive any legal power to forbid circumvention of technological measures to the extent such circumvention is effected by exercising rights under this License with respect to the covered work, and you disclaim any intention to limit operation or modification of the work as a means of enforcing, against the work's users, your or third parties' legal rights to forbid circumvention of technological measures.

4. Conveying Verbatim Copies.

You may convey verbatim copies of the Program's source code as you receive it, in any medium, provided that you conspicuously and appropriately publish on each copy an appropriate copyright notice; keep intact all notices stating that this License and any non-permissive terms added in accord with section 7 apply to the code; keep intact all notices of the absence of any warranty; and give all recipients a copy of this License along with the Program.

You may charge any price or no price for each copy that you convey, and you may offer support or warranty protection for a fee.

5. Conveying Modified Source Versions.

You may convey a work based on the Program, or the modifications to produce it from the Program, in the form of source code under the terms of section 4, provided that you also meet all of these conditions:

- a) The work must carry prominent notices stating that you modified it, and giving a relevant date.
- b) The work must carry prominent notices stating that it is released under this License and any conditions added under section 7. This requirement modifies the requirement in section 4 to "keep intact all notices".
- c) You must license the entire work, as a whole, under this License to anyone who comes into possession of a copy. This License will therefore apply, along with any applicable section 7 additional terms, to the whole of the work, and all its parts, regardless of how they are packaged. This License gives no permission to license the work in any other way, but it does not invalidate such permission if you have separately received it.
- d) If the work has interactive user interfaces, each must display Appropriate Legal Notices; however, if the Program has interactive interfaces that do not display Appropriate Legal Notices, your work need not make them do so.

A compilation of a covered work with other separate and independent works, which are not by their nature extensions of the covered work, and which are not combined with it such as to form a larger program, in or on a volume of a storage or distribution medium, is called an "aggregate" if the compilation and its resulting copyright are not used to limit the access or legal rights of the compilation's users beyond what the individual works permit. Inclusion of a covered work in an aggregate does not cause this License to apply to the other parts of the aggregate.

6. Conveying Non-Source Forms.

You may convey a covered work in object code form under the terms of sections 4 and 5, provided that you also convey the machine-readable Corresponding Source under the terms of this License, in one of these ways:

- a) Convey the object code in, or embodied in, a physical product (including a physical distribution medium), accompanied by the Corresponding Source fixed on a durable physical medium customarily used for software interchange.
- b) Convey the object code in, or embodied in, a physical product (including a physical distribution medium), accompanied by a written offer, valid for at least three years and valid for as long as you offer spare parts or customer support for that product model, to give anyone who possesses the object code either (1) a copy of the Corresponding Source for all the software in the product that is covered by this License, on a durable physical medium customarily used for software interchange, for a price no more than your reasonable cost of physically performing this conveying of source, or (2) access to copy the Corresponding Source from a network server at no charge.
- c) Convey individual copies of the object code with a copy of the written offer to provide the Corresponding Source. This alternative is allowed only occasionally and noncommercially, and only if you received the object code with such an offer, in accord with subsection 6b.
- d) Convey the object code by offering access from a designated place (gratis or for a charge), and offer equivalent access to the Corresponding Source in the same way through the same place at no further charge. You need not require recipients to copy the Corresponding Source along with the object code. If the place to copy the object code is a network server, the Corresponding Source may be on a different server (operated by you or a third party) that supports equivalent copying facilities, provided you maintain clear directions next to the object code saying where to find the Corresponding Source. Regardless of what server hosts the Corresponding Source, you remain obligated to ensure that it is available for as long as needed to satisfy these requirements.
- e) Convey the object code using peer-to-peer transmission, provided you inform other peers where the object code and Corresponding Source of the work are being offered to the general public at no charge under subsection 6d.

A separable portion of the object code, whose source code is excluded from the Corresponding Source as a System Library, need not be included in conveying the object code work.

A “User Product” is either (1) a “consumer product”, which means any tangible personal property which is normally used for personal, family, or household purposes, or (2) anything designed or sold for incorporation into a dwelling. In determining whether a product is a consumer product, doubtful cases shall be resolved in favor of coverage. For a particular product received by a particular user, “normally used” refers to a typical or common use of that class of product, regardless of the status of the particular user or of the way in which the particular user actually uses, or expects or is expected to use, the product. A product is a consumer product regardless of whether the product has substantial commercial, industrial or non-consumer uses, unless such uses represent the only significant mode of use of the product.

“Installation Information” for a User Product means any methods, procedures, authorization keys, or other information required to install and execute modified versions of a covered work in that User Product from a modified version of its Corresponding Source. The information must suffice to ensure that the continued functioning of the modified object code is in no case prevented or interfered with solely because modification has been made.

If you convey an object code work under this section in, or with, or specifically for use in, a User Product, and the conveying occurs as part of a transaction in which the right of possession and use of the User Product is transferred to the recipient in perpetuity or for a fixed term (regardless of how the transaction is characterized), the Corresponding Source conveyed under this section must be accompanied by the Installation Information. But this requirement does not apply if neither you nor any third party retains the ability to install modified object code on the User Product (for example, the work has been installed in ROM).

The requirement to provide Installation Information does not include a requirement to continue to provide support service, warranty, or updates for a work that has been modified or installed by the recipient, or for the User Product in which it has been modified or installed. Access to a network may be denied when the modification itself materially and adversely affects the operation of the network or violates the rules and protocols for communication across the network.

Corresponding Source conveyed, and Installation Information provided, in accord with this section must be in a format that is publicly documented (and with an implementation available to the public in source code form), and must require no special password or key for unpacking, reading or copying.

7. Additional Terms.

“Additional permissions” are terms that supplement the terms of this License by making exceptions from one or more of its conditions. Additional permissions that are applicable to the entire Program shall be treated as though they were included in this License, to the extent that they are valid under applicable law. If additional permissions apply only to part of the Program, that part may be used separately under those permissions, but the entire Program remains governed by this License without regard to the additional permissions.

When you convey a copy of a covered work, you may at your option remove any additional permissions from that copy, or from any part of it. (Additional permissions may be written to require their own removal in certain cases when you modify the work.) You may place additional permissions on material, added by you to a covered work, for which you have or can give appropriate copyright permission.

Notwithstanding any other provision of this License, for material you add to a covered work, you may (if authorized by the copyright holders of that material) supplement the terms of this License with terms:

- a) Disclaiming warranty or limiting liability differently from the terms of sections 15 and 16 of this License; or
- b) Requiring preservation of specified reasonable legal notices or author attributions in that material or in the Appropriate Legal Notices displayed by works containing it; or
- c) Prohibiting misrepresentation of the origin of that material, or requiring that modified versions of such material be marked in reasonable ways as different from the original version; or
- d) Limiting the use for publicity purposes of names of licensors or authors of the material; or
- e) Declining to grant rights under trademark law for use of some trade names, trademarks, or service marks; or
- f) Requiring indemnification of licensors and authors of that material by anyone who conveys the material (or modified versions of it) with contractual assumptions of liability to the recipient, for any liability that these contractual assumptions directly impose on those licensors and authors.

All other non-permissive additional terms are considered “further restrictions” within the meaning of section 10. If the Program as you received it, or any part of it, contains a notice stating that it is governed by this License along with a term that is a further restriction, you may remove that term. If a license document contains a further restriction but permits relicensing or conveying under this License, you may add to a covered work material governed by the terms of that license document, provided that the further restriction does not survive such relicensing or conveying.

If you add terms to a covered work in accord with this section, you must place, in the relevant source files, a statement of the additional terms that apply to those files, or a notice indicating where to find the applicable terms.

Additional terms, permissive or non-permissive, may be stated in the form of a separately written license, or stated as exceptions; the above requirements apply either way.

8. Termination.

You may not propagate or modify a covered work except as expressly provided under this License. Any attempt otherwise to propagate or modify it is void, and will automatically terminate your rights under this License (including any patent licenses granted under the third paragraph of section 11).

However, if you cease all violation of this License, then your license from a particular copyright holder is reinstated (a) provisionally, unless and until the copyright holder explicitly and finally terminates your license, and (b) permanently, if the copyright holder fails to notify you of the violation by some reasonable means prior to 60 days after the cessation.

Moreover, your license from a particular copyright holder is reinstated permanently if the copyright holder notifies you of the violation by some reasonable means, this is the first time you have received notice of violation of this License (for any work) from that copyright holder, and you cure the violation prior to 30 days after your receipt of the notice.

Termination of your rights under this section does not terminate the licenses of parties who have received copies or rights from you under this License. If your rights have been terminated and not permanently reinstated, you do not qualify to receive new licenses for the same material under section 10.

9. Acceptance Not Required for Having Copies.

You are not required to accept this License in order to receive or run a copy of the Program. Ancillary propagation of a covered work occurring solely as a consequence of using peer-to-peer transmission to receive a copy likewise does not require acceptance. However, nothing other than this License grants you permission to propagate or modify any covered work. These actions infringe copyright if you do not accept this License. Therefore, by modifying or propagating a covered work, you indicate your acceptance of this License to do so.

10. Automatic Licensing of Downstream Recipients.

Each time you convey a covered work, the recipient automatically receives a license from the original licensors, to run, modify and propagate that work, subject to this License. You are not responsible for enforcing compliance by third parties with this License.

An “entity transaction” is a transaction transferring control of an organization, or substantially all assets of one, or subdividing an organization, or merging organizations. If propagation of a covered work results from an entity transaction, each party to that transaction who receives a copy of the work also receives whatever licenses to the work the party's predecessor in interest had or could give under the previous paragraph, plus a right to possession of the Corresponding Source of the work from the predecessor in interest, if the predecessor has it or can get it with reasonable efforts.

You may not impose any further restrictions on the exercise of the rights granted or affirmed under this License. For example, you may not impose a license fee, royalty, or other charge for exercise of rights granted under this License, and you may not initiate litigation (including a cross-claim or counterclaim in a lawsuit) alleging that any patent claim is infringed by making, using, selling, offering for sale, or importing the Program or any portion of it.

11. Patents.

A “contributor” is a copyright holder who authorizes use under this License of the Program or a work on which the Program is based. The work thus licensed is called the contributor's “contributor version”.

A contributor's “essential patent claims” are all patent claims owned or controlled by the contributor, whether already acquired or hereafter acquired, that would be infringed by some manner, permitted by this License, of making, using, or selling its contributor version, but do not include claims that would be infringed only as a consequence of further modification of the contributor version. For purposes of this definition, “control” includes the right to grant patent sublicenses in a manner consistent with the requirements of this License.

Each contributor grants you a non-exclusive, worldwide, royalty-free patent license under the contributor's essential patent claims, to make, use, sell, offer for sale, import and otherwise run, modify and propagate the contents of its contributor version.

In the following three paragraphs, a “patent license” is any express agreement or commitment, however denominated, not to enforce a patent (such as an express permission to practice a patent or covenant not to sue for patent infringement). To “grant” such a patent license to a party means to make such an agreement or commitment not to enforce a patent against the party.

If you convey a covered work, knowingly relying on a patent license, and the Corresponding Source of the work is not available for anyone to copy, free of charge and under the terms of this License, through a publicly available network server or other readily accessible means, then you must either (1) cause the Corresponding Source to be so available, or (2) arrange to deprive yourself of the benefit of the patent license for this particular work, or (3) arrange, in a manner consistent with the requirements of this License, to extend the patent license to downstream recipients. “Knowingly relying” means you have actual knowledge that, but for the patent license, your conveying the covered work in a country, or your recipient's use of the covered work in a country, would infringe one or more identifiable patents in that country that you have reason to believe are valid.

If, pursuant to or in connection with a single transaction or arrangement, you convey, or propagate by procuring conveyance of, a covered work, and grant a patent license to some of the parties receiving the covered work authorizing them to use, propagate, modify or convey a specific copy of the covered work, then the patent license you grant is automatically extended to all recipients of the covered work and works based on it.

A patent license is “discriminatory” if it does not include within the scope of its coverage, prohibits the exercise of, or is conditioned on the non-exercise of one or more of the rights that are specifically granted under this License. You may not convey a covered work if you are a party to an arrangement with a third party that is in the business of distributing software, under which you make payment to the third party based on the extent of your activity of conveying the work, and under which the third party grants, to any of the parties who would receive the covered work from you, a discriminatory patent license (a) in connection with copies of the covered work conveyed by you (or copies made from those copies), or (b) primarily for and in connection with specific products or compilations that contain the covered work, unless you entered into that arrangement, or that patent license was granted, prior to 28 March 2007.

Nothing in this License shall be construed as excluding or limiting any implied license or other defenses to infringement that may otherwise be available to you under applicable patent law.

12. No Surrender of Others' Freedom.

If conditions are imposed on you (whether by court order, agreement or otherwise) that contradict the conditions of this License, they do not excuse you from the conditions of this License. If you cannot convey a covered work so as to satisfy simultaneously your obligations under this License and any other pertinent obligations, then as a consequence you may not convey it at all. For example, if you agree to terms that obligate you to collect a royalty for further conveying from those to whom you convey the Program, the only way you could satisfy both those terms and this License would be to refrain entirely from conveying the Program.

13. Use with the GNU Affero General Public License.

Notwithstanding any other provision of this License, you have permission to link or combine any covered work with a work licensed under version 3 of the GNU Affero General Public License into a single combined work, and to convey the resulting work. The terms of this License will continue to apply to the part which is the covered work, but the special requirements of the GNU Affero General Public License, section 13, concerning interaction through a network will apply to the combination as such.

14. Revised Versions of this License.

The Free Software Foundation may publish revised and/or new versions of the GNU General Public License from time to time. Such new versions will be similar in spirit to the present version, but may differ in detail to address new problems or concerns.

Each version is given a distinguishing version number. If the Program specifies that a certain numbered version of the GNU General Public License “or any later version” applies to it, you have the option of following the terms and conditions either of that numbered version or of any later version published by the Free Software Foundation. If the Program does not specify a version number of the GNU General Public License, you may choose any version ever published by the Free Software Foundation.

If the Program specifies that a proxy can decide which future versions of the GNU General Public License can be used, that proxy's public statement of acceptance of a version permanently authorizes you to choose that version for the Program.

Later license versions may give you additional or different permissions. However, no additional obligations are imposed on any author or copyright holder as a result of your choosing to follow a later version.

15. Disclaimer of Warranty.

THERE IS NO WARRANTY FOR THE PROGRAM, TO THE EXTENT PERMITTED BY APPLICABLE LAW. EXCEPT WHEN OTHERWISE STATED IN WRITING THE COPYRIGHT HOLDERS AND/OR OTHER PARTIES PROVIDE THE PROGRAM “AS IS” WITHOUT WARRANTY OF ANY KIND, EITHER EXPRESSED OR IMPLIED, INCLUDING, BUT NOT LIMITED TO, THE IMPLIED WARRANTIES OF MERCHANTABILITY AND FITNESS FOR A PARTICULAR PURPOSE. THE ENTIRE RISK AS TO THE QUALITY AND PERFORMANCE OF THE PROGRAM IS WITH YOU. SHOULD THE PROGRAM PROVE DEFECTIVE, YOU ASSUME THE COST OF ALL NECESSARY SERVICING, REPAIR OR CORRECTION.

16. Limitation of Liability.

IN NO EVENT UNLESS REQUIRED BY APPLICABLE LAW OR AGREED TO IN WRITING WILL ANY COPYRIGHT HOLDER, OR ANY OTHER PARTY WHO MODIFIES AND/OR CONVEYS THE PROGRAM AS PERMITTED ABOVE, BE LIABLE TO YOU FOR DAMAGES, INCLUDING ANY GENERAL, SPECIAL, INCIDENTAL OR CONSEQUENTIAL DAMAGES ARISING OUT OF THE USE OR INABILITY TO USE THE PROGRAM (INCLUDING BUT NOT LIMITED TO LOSS OF DATA OR DATA BEING RENDERED INACCURATE OR LOSSES SUSTAINED BY YOU OR THIRD PARTIES OR A FAILURE OF THE PROGRAM TO OPERATE WITH ANY OTHER PROGRAMS), EVEN IF SUCH HOLDER OR OTHER PARTY HAS BEEN ADVISED OF THE POSSIBILITY OF SUCH DAMAGES.

17. Interpretation of Sections 15 and 16.

If the disclaimer of warranty and limitation of liability provided above cannot be given local legal effect according to their terms, reviewing courts shall apply local law that most closely approximates an absolute waiver of all civil liability in connection with the Program, unless a warranty or assumption of liability accompanies a copy of the Program in return for a fee.

END OF TERMS AND CONDITIONS

GNU Lesser General Public License

Version 3, 29 June 2007

Copyright © 2007 Free Software Foundation, Inc. <<http://fsf.org/>>

Everyone is permitted to copy and distribute verbatim copies of this license document, but changing it is not allowed.

This version of the GNU Lesser General Public License incorporates the terms and conditions of version 3 of the GNU General Public License, supplemented by the additional permissions listed below.

0. Additional Definitions.

As used herein, “this License” refers to version 3 of the GNU Lesser General Public License, and the “GNU GPL” refers to version 3 of the GNU General Public License.

“The Library” refers to a covered work governed by this License, other than an Application or a Combined Work as defined below.

An “Application” is any work that makes use of an interface provided by the Library, but which is not otherwise based on the Library. Defining a subclass of a class defined by the Library is deemed a mode of using an interface provided by the Library.

A “Combined Work” is a work produced by combining or linking an Application with the Library. The particular version of the Library with which the Combined Work was made is also called the “Linked Version”.

The “Minimal Corresponding Source” for a Combined Work means the Corresponding Source for the Combined Work, excluding any source code for portions of the Combined Work that, considered in isolation, are based on the Application, and not on the Linked Version.

The “Corresponding Application Code” for a Combined Work means the object code and/or source code for the Application, including any data and utility programs needed for reproducing the Combined Work from the Application, but excluding the System Libraries of the Combined Work.

1. Exception to Section 3 of the GNU GPL.

You may convey a covered work under sections 3 and 4 of this License without being bound by section 3 of the GNU GPL.

2. Conveying Modified Versions.

If you modify a copy of the Library, and, in your modifications, a facility refers to a function or data to be supplied by an Application that uses the facility (other than as an argument passed when the facility is invoked), then you may convey a copy of the modified version:

- a) under this License, provided that you make a good faith effort to ensure that, in the event an Application does not supply the function or data, the facility still operates, and performs whatever part of its purpose remains meaningful, or
- b) under the GNU GPL, with none of the additional permissions of this License applicable to that copy.

3. Object Code Incorporating Material from Library Header Files.

The object code form of an Application may incorporate material from a header file that is part of the Library. You may convey such object code under terms of your choice, provided that, if the incorporated material is not limited to numerical parameters, data structure layouts and accessors, or small macros, inline functions and templates (ten or fewer lines in length), you do both of the following:

- a) Give prominent notice with each copy of the object code that the Library is used in it and that the Library and its use are covered by this License.

- b) Accompany the object code with a copy of the GNU GPL and this license document.

4. Combined Works.

You may convey a Combined Work under terms of your choice that, taken together, effectively do not restrict modification of the portions of the Library contained in the Combined Work and reverse engineering for debugging such modifications, if you also do each of the following:

- a) Give prominent notice with each copy of the Combined Work that the Library is used in it and that the Library and its use are covered by this License.
- b) Accompany the Combined Work with a copy of the GNU GPL and this license document.
- c) For a Combined Work that displays copyright notices during execution, include the copyright notice for the Library among these notices, as well as a reference directing the user to the copies of the GNU GPL and this license document.
- d) Do one of the following:
 - 0) Convey the Minimal Corresponding Source under the terms of this License, and the Corresponding Application Code in a form suitable for, and under terms that permit, the user to recombine or relink the Application with a modified version of the Linked Version to produce a modified Combined Work, in the manner specified by section 6 of the GNU GPL for conveying Corresponding Source.
 - 1) Use a suitable shared library mechanism for linking with the Library. A suitable mechanism is one that (a) uses at run time a copy of the Library already present on the user's computer system, and (b) will operate properly with a modified version of the Library that is interface-compatible with the Linked Version.
- e) Provide Installation Information, but only if you would otherwise be required to provide such information under section 6 of the GNU GPL, and only to the extent that such information is necessary to install and execute a modified version of the Combined Work produced by recombining or relinking the Application with a modified version of the Linked Version. (If you use option 4d0, the Installation Information must accompany the Minimal Corresponding Source and Corresponding Application Code. If you use option 4d1, you must provide the Installation Information in the manner specified by section 6 of the GNU GPL for conveying Corresponding Source.)

5. Combined Libraries.

You may place library facilities that are a work based on the Library side by side in a single library together with other library facilities that are not Applications and are not covered by this License, and convey such a combined library under terms of your choice, if you do both of the following:

- a) Accompany the combined library with a copy of the same work based on the Library, uncombined with any other library facilities, conveyed under the terms of this License.
- b) Give prominent notice with the combined library that part of it is a work based on the Library, and explaining where to find the accompanying uncombined form of the same work.

6. Revised Versions of the GNU Lesser General Public License.

The Free Software Foundation may publish revised and/or new versions of the GNU Lesser General Public License from time to time. Such new versions will be similar in spirit to the present version, but may differ in detail to address new problems or concerns.

Each version is given a distinguishing version number. If the Library as you received it specifies that a certain numbered version of the GNU Lesser General Public License “or any later version” applies to it, you have the option of following the terms and conditions either of that published version or of any later version published by the Free Software Foundation. If the Library as you received it does not specify a version number of the GNU Lesser General Public License, you may choose any version of the GNU Lesser General Public License ever published by the Free Software Foundation.

If the Library as you received it specifies that a proxy can decide whether future versions of the GNU Lesser General Public License shall apply, that proxy's public statement of acceptance of any version is permanent authorization for you to choose that version for the Library.

OpenSSL License

Copyright (c) 1998-2017 The OpenSSL Project. All rights reserved.

Redistribution and use in source and binary forms, with or without modification, are permitted provided that the following conditions are met:

1. Redistributions of source code must retain the above copyright notice, this list of conditions and the following disclaimer.
2. Redistributions in binary form must reproduce the above copyright notice, this list of conditions and the following disclaimer in the documentation and/or other materials provided with the distribution.
3. All advertising materials mentioning features or use of this software must display the following acknowledgment: "This product includes software developed by the OpenSSL Project for use in the OpenSSL Toolkit. (<http://www.openssl.org/>)"
4. The names "OpenSSL Toolkit" and "OpenSSL Project" must not be used to endorse or promote products derived from this software without prior written permission. For written permission, please contact openssl-core@openssl.org.
5. Products derived from this software may not be called "OpenSSL" nor may "OpenSSL" appear in their names without prior written permission of the OpenSSL Project.
6. Redistributions of any form whatsoever must retain the following acknowledgment: "This product includes software developed by the OpenSSL Project for use in the OpenSSL Toolkit (<http://www.openssl.org/>)"

THIS SOFTWARE IS PROVIDED BY THE OpenSSL PROJECT ``AS IS'' AND ANY EXPRESSED OR IMPLIED WARRANTIES, INCLUDING, BUT NOT LIMITED TO, THE IMPLIED WARRANTIES OF MERCHANTABILITY AND FITNESS FOR A PARTICULAR PURPOSE ARE DISCLAIMED. IN NO EVENT SHALL THE OpenSSL PROJECT OR ITS CONTRIBUTORS BE LIABLE FOR ANY DIRECT, INDIRECT, INCIDENTAL, SPECIAL, EXEMPLARY, OR CONSEQUENTIAL DAMAGES (INCLUDING, BUT NOT LIMITED TO, PROCUREMENT OF SUBSTITUTE GOODS OR SERVICES; LOSS OF USE, DATA, OR PROFITS; OR BUSINESS INTERRUPTION) HOWEVER CAUSED AND ON ANY THEORY OF LIABILITY, WHETHER IN CONTRACT, STRICT LIABILITY, OR TORT (INCLUDING NEGLIGENCE OR OTHERWISE) ARISING IN ANY WAY OUT OF THE USE OF THIS SOFTWARE, EVEN IF ADVISED OF THE POSSIBILITY OF SUCH DAMAGE.

This product includes cryptographic software written by Eric Young (ey@cryptsoft.com). This product includes software written by Tim Hudson (tjh@cryptsoft.com).

Original SSLeay License

Copyright (C) 1995-1998 Eric Young (eay@cryptsoft.com) All rights reserved.

This package is an SSL implementation written by Eric Young (eay@cryptsoft.com). The implementation was written so as to conform with Netscapes SSL.

This library is free for commercial and non-commercial use as long as the following conditions are adhered to. The following conditions apply to all code found in this distribution, be it the RC4, RSA, lhash, DES, etc., code; not just the SSL code. The SSL documentation included with this distribution is covered by the same copyright terms except that the holder is Tim Hudson (tjh@cryptsoft.com).

Copyright remains Eric Young's, and as such any Copyright notices in the code are not to be removed. If this package is used in a product, Eric Young should be given attribution as the author of the parts of the library used. This can be in the form of a textual message at program startup or in documentation (online or textual) provided with the package.

Redistribution and use in source and binary forms, with or without modification, are permitted provided that the following conditions are met:

1. Redistributions of source code must retain the copyright notice, this list of conditions and the following disclaimer.
2. Redistributions in binary form must reproduce the above copyright notice, this list of conditions and the following disclaimer in the documentation and/or other materials provided with the distribution.
3. All advertising materials mentioning features or use of this software must display the following acknowledgement: "This product includes cryptographic software written by Eric Young (eay@cryptsoft.com)" The word 'cryptographic' can be left out if the routines from the library being used are not cryptographic related :-).
4. If you include any Windows specific code (or a derivative thereof) from the apps directory (application code) you must include an acknowledgement: "This product includes software written by Tim Hudson (tjh@cryptsoft.com)"

THIS SOFTWARE IS PROVIDED BY ERIC YOUNG ``AS IS'' AND ANY EXPRESS OR IMPLIED WARRANTIES, INCLUDING, BUT NOT LIMITED TO, THE IMPLIED WARRANTIES OF MERCHANTABILITY AND FITNESS FOR A PARTICULAR PURPOSE ARE DISCLAIMED. IN NO EVENT SHALL THE AUTHOR OR CONTRIBUTORS BE LIABLE FOR ANY DIRECT, INDIRECT, INCIDENTAL, SPECIAL, EXEMPLARY, OR CONSEQUENTIAL DAMAGES (INCLUDING, BUT NOT LIMITED TO, PROCUREMENT OF SUBSTITUTE GOODS OR SERVICES; LOSS OF USE, DATA, OR PROFITS; OR BUSINESS INTERRUPTION) HOWEVER CAUSED AND ON ANY THEORY OF LIABILITY, WHETHER IN CONTRACT, STRICT LIABILITY, OR TORT (INCLUDING NEGLIGENCE OR OTHERWISE) ARISING IN ANY WAY OUT OF THE USE OF THIS SOFTWARE, EVEN IF ADVISED OF THE POSSIBILITY OF SUCH DAMAGE.

The licence and distribution terms for any publically available version or derivative of this code cannot be changed. i.e. this code cannot simply be copied and put under another distribution licence [including the GNU Public Licence.]

FCC compliance information

THIS DEVICE COMPLIES WITH PART 15 OF THE FCC RULES.

Operation is subject to the following two conditions:

- (1) This device may not cause harmful interference, and
- (2) This device must accept any interference received, including interference that may cause undesired operation.



This equipment has been tested and found to comply with the limits for a Class A digital device, pursuant to part 15 of the FCC Rules. These limits are designed to provide reasonable protection against harmful interference when the equipment is operated in a commercial environment. This equipment generates, uses, and can radiate radio frequency energy and, if not installed and used in accordance with the instruction manual, may cause harmful interference to radio communications. Operation of this equipment in a residential area is likely to cause harmful interference in which case the user will be required to correct the interference at his own expense.

FCC Caution

Any changes or modifications not expressly approved by the party responsible for compliance could void the user's authority to operate this equipment. This transmitter must not be co-located or operating in conjunction with any other antenna or transmitter.

FCC Radiation Exposure Statement (Part 2.1091)

This equipment complies with FCC radiation exposure limits set forth for an uncontrolled environment. This equipment should be installed and operated with minimum distance 20 cm between the radiator and your body. This transmitter must not be co-located or operating in conjunction with any other antenna or transmitter.

IC compliance information

Industry Canada Statement

This device complies with RSS-247 of the Industry Canada Rules. Operation is subject to the following two conditions: (1) This device may not cause harmful interference, and (2) this device must accept any interference received, including interference that may cause undesired operation. Ce dispositif est conforme à la norme CNR-247 d'Industrie Canada applicable aux appareils radio exempts de licence. Son fonctionnement est sujet aux deux conditions suivantes: (1) le dispositif ne doit pas produire de brouillage préjudiciable, et (2) ce dispositif doit accepter tout brouillage reçu, y compris un brouillage susceptible de provoquer un fonctionnement indésirable.

Industry Canada Radiation Exposure Statement

This equipment complies with IC radiation exposure limits set forth for an uncontrolled environment. This equipment should be installed and operated with minimum distance 20 cm between the radiator & your body.

Déclaration d'exposition aux radiations

Cet équipement est conforme aux limites d'exposition aux rayonnements IC établies pour un environnement non contrôlé. Cet équipement doit être installé et utilisé avec un minimum de 20 cm de distance entre la source de rayonnement et votre corps.

EU Declaration of Conformity (CE)

This product is CE marked according to the provisions of the Radio Equipment Directive (RED) 2014/53/EU. Hereby, Suprema Inc. declares that this product is in compliance with the essential requirements and other relevant provisions of Radio Equipment Directive (RED) 2014/53/EU.

For more information, contact us at the following contact information.

Suprema Inc.

Website: <https://www.supremainc.com>

Address: 17F Parkview Tower, 248, Jeongjail-ro, Bundang-gu, Seongnam-si, Gyeonggi-do, 13554, Rep. of KOREA

Tel: +82-31-783-4502 / Fax: +82-31-783-4503



Suprema Inc.

17F Parkview Tower, 248, Jeongjail-ro, Bundang-gu, Seongnam-si, Gyeonggi-do, 13554, Rep. of KOREA

Tel: +82 31 783 4502 | Fax: +82 31 783 4503 | Inquiry: sales_sys@supremainc.com



For more information about Suprema's global branch offices, visit the webpage below by scanning the QR code.
<https://supremainc.com/en/about/global-office.asp>