

Tevemo
Mobile Digital TV receiver

USER MANUAL

Introduction

Teverno Mobile Digital TV receiver is a consumer electronics product that receives terrestrial digital TV broadcast signals (supported broadcast standard: DVB-T&T2 / ATSC / ISDB-T / DTMB*) and also mobile power bank function. Teverno Mobile Digital TV receiver received the digital TV programs forwarded through WIFI to smart phones, tablet etc. to watch.

Features:

- Watch TV programs outdoor or in mobile situations
- Internet-free viewing, no broadband or mobile data network required
- Real-time watching, low latency, no network congestion
- High sensitivity of signal receiving
- Support full HD decoding & playback

Specifications:

Tuner: DVB-T&T2 / ATSC / ISDB-T / DTMB*

Battery: 3000mAh

Input Power: DC 5V/2A

Working Temperature: 0~40°C

WIFI: IEEE802.11 b/g/n

Frequency: 2.4GHz

Application



Digital TV Broadcast signals
from terrestrial tower

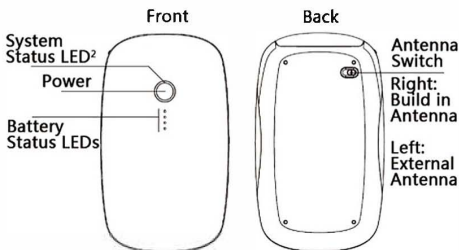


Device received the digital TV programs forwarded
through WIFI to smart phones, tablet etc. to watch

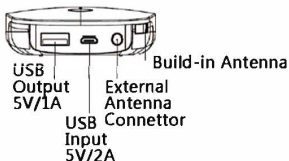
No Internet required
Watch live TV
anytime & anywhere



Product Schematic Diagram



Connectors & Antenna



1. Press Power button for 3 seconds to turn on/off
2. System status LED will flashing (20s) until TV system boot on and ready

FCC Warning:

This equipment has been tested and found to comply with the limits for a Class B digital device, pursuant to part 15 of the FCC Rules. These limits are designed to provide reasonable protection against harmful interference in a residential installation. This equipment generates, uses and can radiate radio frequency energy and, if not installed and used in accordance with the instructions, may cause harmful interference to radio communications. However, there is no guarantee that interference will not occur in a particular installation. If this equipment does cause harmful interference to radio or television reception, which can be determined by turning the equipment off and on, the user is encouraged to try to correct the interference by one or more of the following measures:

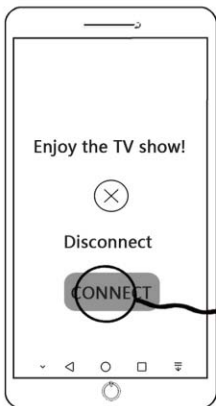
- Reorient or relocate the receiving antenna.
- Increase the separation between the equipment and receiver.
- Connect the equipment into an outlet on a circuit different from that to which the receiver is connected.
- Consult the dealer or an experienced radio/TV technician for help. Caution: Any changes or modifications to this device not explicitly approved by manufacturer could void your authority to operate this equipment. This device complies with part 15 of the FCC Rules. Operation is subject to the following two conditions: (1) This device may not cause harmful interference, and (2) this device must accept any interference received, including interference that may cause undesired operation. Specific

Absorption Rate (SAR)

This equipment complies with FCC radiation exposure limits set forth for an uncontrolled environment. For body worn operation, the device complies with RF specifications when the device used at 0mm from your body.

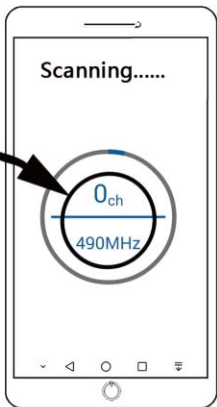
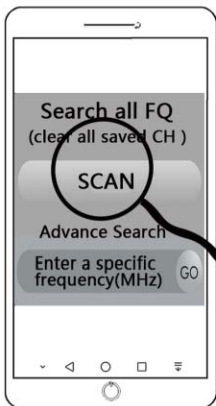
Connect to Device

Please power on device and connect your smart device' s WIFI to @Tevemo_XXXXXX



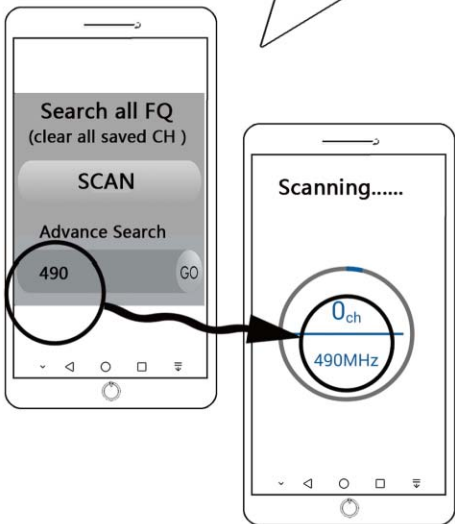
Scan Channels

Press "SCAN" button to start full channel scan, system will clear all saved channels

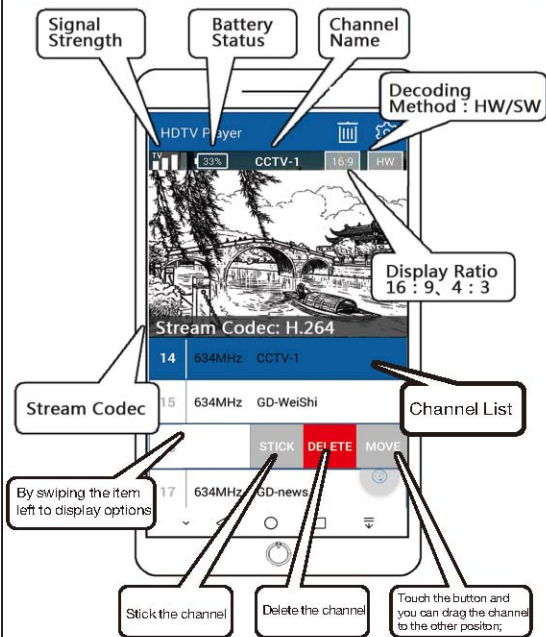


Specific Frequency Scan

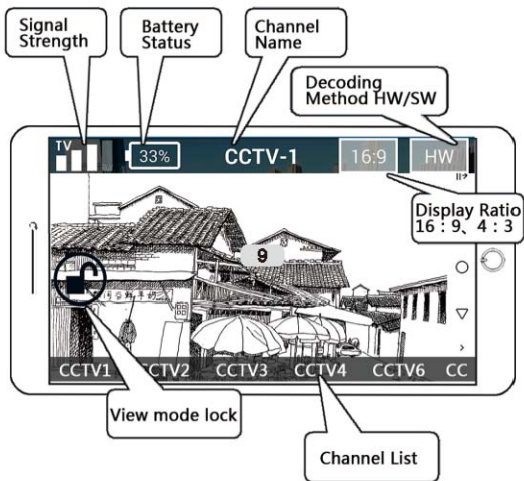
The user can enter specific frequency(MHz) for scanning (Advanced User only)



Vertical View



Horizon View



View mode may change automatically according to the direction of phone placed, however view mode locked function is available on the UI

UI Control

Location changes may change the signal condition that may causing the TV program to not be received or viewed, attempting to re-search to ensure that the correct frequency and program are received



In horizon view mode, slip up/down on Left side to adjust screen brightness



In horizon view mode, slip up/down on Right side to adjust volume

Antenna Switch



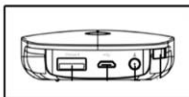
Antenna switch on right side

The built-in antenna is suitable for strong signal areas



Connect external antenna, and turn the switch on left side
The external antenna is suitable for weak signal areas, placed the antenna on a metal object may increase the external antenna receiving capacity

Power Bank



Tevemo Mobile Digital TV receiver has power bank function, connect charge cable to device USB port to charge normal smart device

Warranty Service

Warranty terms of condition

The product appears "Product Performance Faults" listed in the performance of the failure of the situation, after-sales service center through our testing to determine

- 1) From the date of purchase within 7 days, free return or replacement goods service
- 2) From the date of purchase 8 to 15 days from, free to replacement or repair service
- 3) From the date of purchase within 12 months, free repair service

Product Performance Faults

Product Name	Faults
Tevermo Mobile Digital TV receiver	Device can not boot on
	Unable to connect to device
	LEDs failure
	Button/Switch physical performance failure
	Can not charge or discharge

Customer will need to provide proof of purchase when apply warranty service

Non-Warranty Regulations

1. Unauthorized repair, misuse, collision, negligence, abuse, into the liquid, accident, alteration, improper use of non-local products, accessories, or torn, altered labels, security mark;
2. Over the warranty period
3. Damage caused by force majeure
4. Non-compliance with performance problems listed in the "Product Performance Faults"
5. For person causes of this product and its accessories have "Product Performance Faults" listed in the performance failure