


M11 User Guide


2016 0513


Polaroid M11 | 32GB | Wi-Fi




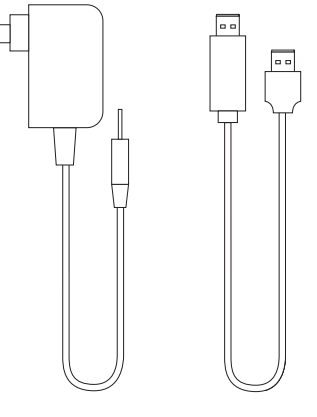
**M11
User Guide**

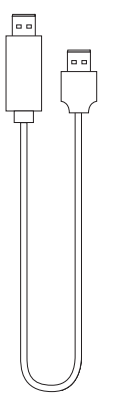
In the box


11.6" tablet





Keyboard


User guide


Charger


USB Cable

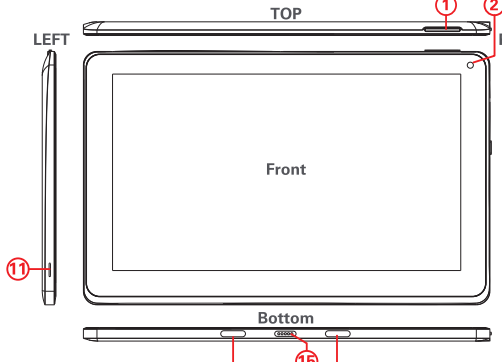
WARNING: TO REDUCE THE RISK OF FIRE OR ELECTRICAL SHOCK, DO NOT EXPOSE THIS PRODUCT TO WATER OR MOISTURE.

 THE USER MUST READ THE INSTRUCTIONS CAREFULLY BEFORE USING THE PRODUCT. FAILURE TO FOLLOW THESE INSTRUCTIONS MAY RESULT IN PROPERTY DAMAGE, PERSONAL INJURY, OR DEATH. A WARNING SIGN IS LOCATED ON THE BACK OF THE PRODUCT.	 WARNING: TO REDUCE THE RISK OF FIRE OR ELECTRICAL SHOCK, DO NOT EXPOSE THIS PRODUCT TO WATER OR MOISTURE.	 THE DECLARATION MADE BY THE USER AT THE TIME OF PURCHASE OF THIS PRODUCT IS VALID FOR THE ENTIRE DURATION OF THE WARRANTY PERIOD. IF THERE IS ANY DAMAGE OR DEFECT, IT IS RECOMMENDED THAT THE USER CONTACTS POLAROID CUSTOMER SUPPORT FOR ASSISTANCE.
---------------------------------------------------------------------------------------------------------------------------------------------------------------------------------------------------------------------------------------------------------------------------------------------------------------------------	---------------------------------------------------------------------------------------------------------------------------------------------------------------------------------------------------------	------------------------------------------------------------------------------------------------------------------------------------------------------------------------------------------------------------------------------------------------------------------------------------------------------------------------------------------------------

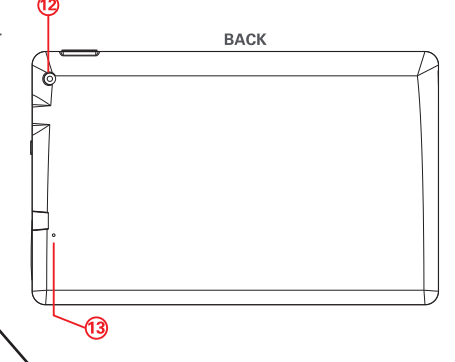
Care & safety precautions

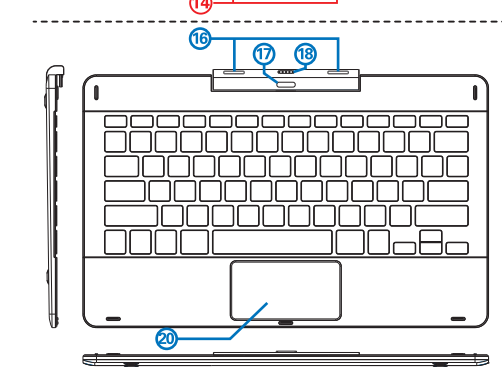
- During charging, keep your mobile device and charger near room temperature for efficient battery charging.
- New batteries are not fully charged.
- New batteries or batteries stored for a long time may take more time to charge.
- The included charger is intended for indoor use only.
- Service should only be provided by an authorized service provider.
- Never attempt to disassemble, repair or modify the tablet yourself.
- Do not use the tablet in rain or other wet locations.
- Avoid placing any liquid on the tablet.
- Unplug all cables and turn off the tablet before cleaning.
- Use a soft, lint-free cloth to clean the tablet and display.
- Avoid getting moisture in open ports.
- Do not use household cleaners, solvents, alcohol, or abrasives to clean the tablet.
- Routinely check the tablet for proper and safe condition. If there is any damage or broken parts, remove the tablet from use.
- If for any reason the screen displays is fractured or cracked, immediately remove the product from use and contact Customer Support for replacement.
- If it is safe for you to do so, avoid exposure to light flashes or patterns such as those on computer or TV screens.
- To reduce exposure to this potential hazard, play/watch in a well-lit room, sit at an appropriate distance from the screen and take 10 to 15 minute breaks every hour.
- Cords could be a strangulation hazards.
- Keep out of reach of children under 3 years of age.
- Children pulling on the cord could cause the computer monitor or other equipment to which the device is connected to fall with possibility of property damage, serious injury, or death. Adult supervision required during play.
- If for any reason the screen displays is fractured or cracked, immediately remove the product from use and contact Customer Support for replacement.
- When using headphones or earbuds, it is recommended that the product is listened to at lower volumes for shorter periods of time. Set the volume while in a quiet environment; turn the volume down if you cannot hear the people speaking near you.
- Limits listening time to 90 minutes, followed by a quiet period. The louder the volume, the less time required before your hearing may be affected.
- If you experience ringing in your ears or hear muffled speech, stop listening and have your hearing checked.

Buttons, ports & hardware



LEFT
RIGHT
TOP
BACK
Bottom



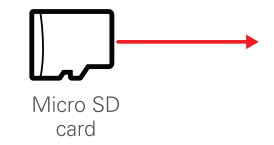


- ① Volume buttons
- ② Front camera
- ③ USB accessory port
- ④ Power button
- ⑤ Headphone jack
- ⑥ Micro USB charging port
- ⑦ DC charger input
- ⑧ Micro SD card slot
- ⑨ HDMI port
- ⑩ Microphone
- ⑪ Dual speakers
- ⑫ Rear camera
- ⑬ Reset
- ⑭ Docking connectors
- ⑮ Pogo pins
- ⑯ Docking connectors
- ⑰ Release button
- ⑱ Pogo pins
- ⑲ USB accessory port
- ⑳ Touch pad

Expanding the storage

Inserting a Micro SD card
The tablet supports Micro SD cards up to 64GB (not included). To install a Micro SD card into the tablet, carefully insert the card as shown below into the card slot until it clicks and locks into place.

To remove the Micro SD card, gently press it inward to eject.



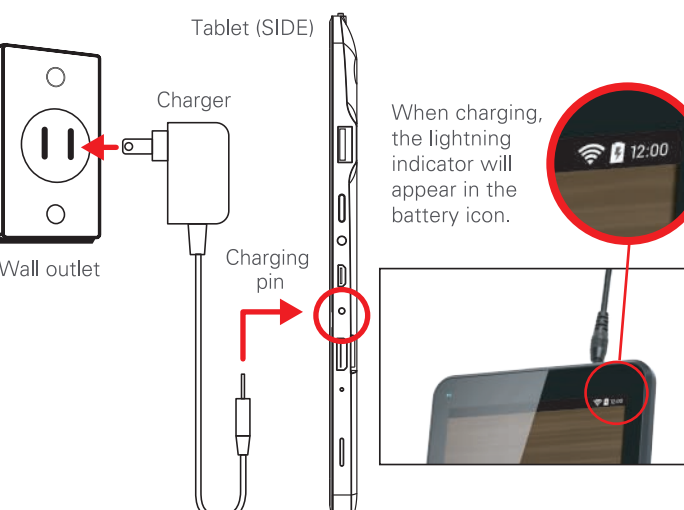
Micro SD card

Tablet (BACK)

Charging Power ON / OFF Turning on Google Play™

Charging

Connect the tablet to a wall outlet using the included power adaptor as shown below.



Tablet (SIDE)

When charging, the lightning indicator will appear in the battery icon.

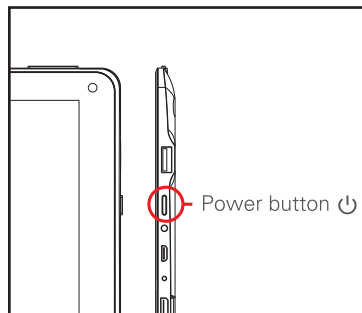
Battery Tips:

- Turn off Wi-Fi when it's not in use.
- Lock the tablet (turning the display off) to shorten charging time.
- To optimize battery time and performance, adjust the "Brightness" and "Screen timeout" options in the Settings panel.
- It is required to keep the brightness level at 50% or under if the tablet is in use while charging.

Power ON / OFF


Turning on the tablet
Press & hold the ⏻ button until the startup screen appears.

Power off the tablet
Press & hold the ⏻ button until the "Power off" option appears.



Power button ⏻


Tablet (front & side view)



Lock screen

Turning on

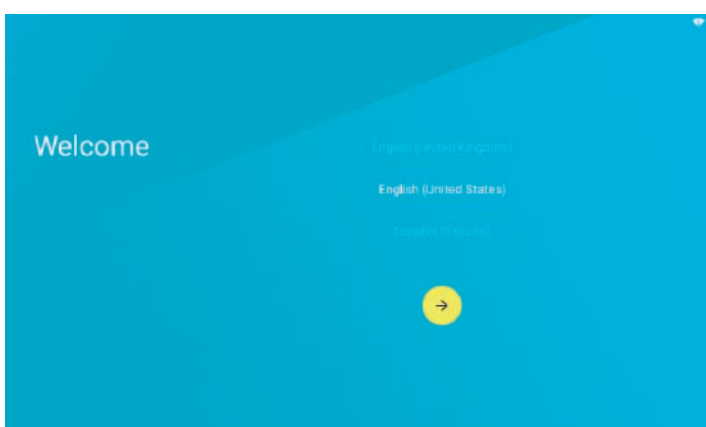
- ① Press and hold the Power ⏻ button to get started.



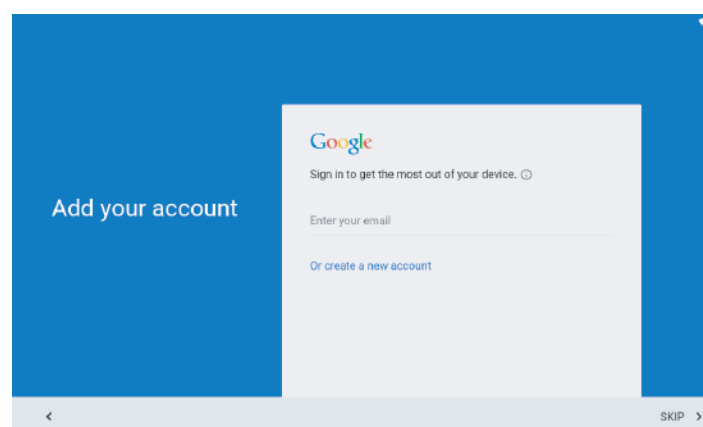
Startup screen

Google Play™


- ② Follow the initial setup wizard prompts.
- ③ To use the Google Play store, sign into or create a Google account.



Setup wizard



Google account



Google Play

Google Play™ is a digital content experience from Google where you can find and enjoy your favorite music, movies, TV shows, books, and Android™ apps and games. It's your entertainment hub; you can access it from the web or from your Android device, and all your content is instantly available across your devices.

i Battery Tips:

- Turn off Wi-Fi when it's not in use.
- Lock the tablet (turning the display off) to shorten charging time.
- To optimize battery time and performance, adjust the "Brightness" and "Screen timeout" options in the Settings panel.
- It is required to keep the brightness level at 50% or under if the tablet is in use while charging.

i If you use Gmail™, you already have a Google account —if not, you can create an account now.

Home Screen

Widgets

To add a widget, press and hold anywhere on the home screen, and select the "Widgets" option.

Press and hold widgets to place them on the home screen as shown below.

Notifications panel and Quick Settings

Notifications panel

Swipe down from the top edge of the screen to display the Notifications panel where you can browse and reply to your emails, check software updates, reminders and more.

Quick Settings panel

Swipe down **twice** from the top edge of the screen to expand and access the Quick Settings panel, where you can easily enable/disable Wi-Fi, Bluetooth, Airplane mode and other settings.

Connecting to a computer

HDMI®

The USB ports on both the tablet and the keyboard can be used with accessories, such as a mouse or USB stick.

You can charge your tablet or access its storage via a computer. To connect your tablet to a computer, plug the included USB cable with the longer blue end into the tablet, and plug the other end into the computer's USB port.

Battery Disposal & Recycle

This device contains a lithium-ion battery. The battery must be recycled or disposed properly, contact your local waste management office for information on battery recycling or disposal. ®#DSDA22B027

National Product & Retail Return Code Specification and National Color Border Logo are trademarks of P.L.R. Holdings, LLC, used under license. P.L.R. Holdings, LLC does not manufacture this product or provide any Manufacturer's warranty or support. www.southernleap.com

Android, Google, Google Play and other marks are trademarks of Google Inc. The Android robot is reproduced or modified from work created and shared by Google and used according to terms described in the Creative Commons 3.0 Attribution License. The Bluetooth® word mark and logos are covered by the Bluetooth SIG, Inc. All other trademarks and trade names are those of their respective owners.

Legal information

FCC Part 15:

This equipment has been tested and found to comply with the requirements for a Class B digital device under Part 15 of the Federal Communications Commission (FCC) rules. These requirements are intended to provide reasonable protection against harmful interference in a residential installation. This equipment generates, uses and can radiate radio frequency energy and if not installed and used in accordance with the instructions, may cause harmful interference to radio communications. However, there is no guarantee that interference will not occur in a particular installation. If this equipment does cause harmful interference to radio or television reception, which can be determined by turning the equipment off and on, the user is encouraged to try to correct the interference by one or more of the following measures:

- Reorient or relocate the receiving antenna.
- Increase the separation between the equipment and receiver.
- Connect the equipment into an outlet on a circuit different from that to which the receiver is connected.
- Consult the dealer or an experienced radio/TV technician for help.

Do not attempt to repair or modify this equipment. Warning: Changes or modifications to this equipment not expressly approved by the party responsible for compliance could void the user's authority to operate the equipment. This device complies with Part 15 of the FCC Rules. Operation is subject to the following two conditions:
(1) This device may not cause harmful interference, and
(2) this device must accept any interference received, including interference that may cause undesired operation.
Shielded USB cables must be used with this unit to ensure compliance with the Class B FCC limits.

Information Regarding Exposure to Radio Frequency Energy:

Your Device is designed and manufactured not to exceed the emission limits for exposure to RF energy set by the Federal Communications Commission (FCC). Information on your Device ID can be found at the bottom of the back of the Device. You may also go to www.fcc.gov/oet/rf/exposure.

P.L.R. Holdings, LLC, its licensees and affiliates, fully support all electronic waste initiatives. As responsible stewards of the environment, and to avoid violating established laws, we should properly dispose of this product in compliance with all applicable regulations, directives or other governments in the area where you reside. Please check with local authorities or the retailer where you purchased this product to determine a location where you can appropriately dispose of the product, which can be found on the back of the Device.

If your electronic device has internal memory on which personal or other confidential data may be stored, you may want to perform a data sanitization process before you dispose of your device to ensure another party cannot access your personal data. Data sanitization varies by the type of product and its software, and you may wish to research the best sanitization process for your device before disposal. You may also check with your local recycling facility to determine what data sanitization procedures during the recycling process.

©2016 Southern Leap™ Made in China
Distributed by ATL Inc., 1st-3rd Floor Brooklyn, NY 11232
Design by P.L.R. Holdings Reserved.

Limited Warranty

LIMITED WARRANTY TO ORIGINAL CONSUMER

This Product including any accessories included in the original packaging(s) as supplied and distributed here by an authorized reseller is warranted by ATL Inc. (ATL) to the original consumer purchaser against defects in materials and workmanship ("Warranty") as follows:

Product Type : Tablet Territory : United States / Canada
Warranty Period : 1 Year Labor Warranty : 1 Year

To obtain warranty service:

- Call the Customer Support number located below, or go to our website portal to receive an SRQ number.
- Provide proof of the date of purchase within the package (dated bill of sale).
- Please fill shipping costs to the authorized service center, and remember to insure your return.
- Include a return shipping address (no PO boxes), a telephone contact number, and the defective unit within the package.
- Describe the defect or reason why you are returning the product.

Customer Support:
#1-877-868-6611 (Toll Free)
Monday - Friday: 9AM - 5PM (EST)
Click on "Product Support"
www.southernleap.com

*Your product will be repaired or replaced, at our option, for the same or similar model of equal value if examination by the service center determines the product is defective. Products received damaged will require you file a claim with the carrier.

The shipping address of the authorized service center is:

c/o Southern Telecom, Inc.
Attention: Customer Service (2nd Floor)
14-C Edge Street
Brooklyn, NY 11232

Warranty service not provided
This warranty does not cover damage resulting from accident, misuse, abuse, improper installation or operation, lack of reasonable care, unauthorized modification including software modifications such as the installation of custom firmware, this warranty is voidable if the item was transferred without prior written notice or repairs this product, All products being returned to the authorized service center for repair must be suitably packaged.

NO WARRANTIES WHETHER EXPRESS OR IMPLIED ARE INCLUDED, BUT NOT LIMITED TO, ANY IMPLIED WARRANTIES OF MERCHANTABILITY OR FITNESS FOR A PARTICULAR PURPOSE, OTHER THAN THOSE EXPRESSLY DESCRIBED ABOVE SHALL APPLY. DISTRIBUTOR FURTHER DISCLAIMS ALL WARRANTIES AFTER THE EXPRESS WARRANTY PERIOD STARTED AND NO OTHER EXPRESS WARRANTY OR GUARANTEE GIVEN BY ANY PERSONAL FORM OR METHOD WITH RESPECT TO THE PRODUCT WILL BE BINDING ON US UNLESS IT SPECIFICALLY STATES THAT IT IS AN AGREEMENT BETWEEN THE ORIGINAL MANUFACTURER AND DISTRIBUTORS. SUCH DESCRIPTION ARE THE EXCLUSIVE REMEDIES OF THE CONSUMER IN NO EVENT WILL DISTRIBUTOR OBLIGATE THIS SELLER TO PROVIDE REPLACEMENT OR REFUND OF THE ORIGINAL PURCHASE PRICE IN EITHER OR CONSEQUENTIAL DAMAGES (SUCH AS, BUT NOT LIMITED TO, DAMAGES FOR LOSS OF PROFITS, BUSINESS REVENUES, DATA OR RECORDS) ARISING FROM USE OF THE PRODUCT OR LIABILITY TO USE THE PRODUCT EXCEPT AS STATED HEREIN. NO OTHER WARRANTIES SHALL APPLY NOTWITHSTANDING THE FOREGOING. CONSUMERS RECEIVING AN AUTHORIZED DISTRIBUTOR SHALL NOT EXCEED THE PURCHASE PRICE OF THE PRODUCT WITHOUT BEING DETERMINED BY THE DISTRIBUTOR'S DISCRETION. ANYONE OTHER THAN THE ORIGINAL CONSUMER WHO PURCHASED THE PRODUCT AND IS NOT TRANSFERABLE.

No warranties, conditions, status or provisions do not allow the exclusion or limitation of incidental or consequential damages or allow limitations on warranties, so limitations or exclusions may not apply to you. This warranty gives you specific legal rights. These rights vary by state from state to state or province to province. Contact your authorized reseller to determine if another warranty applies.