


SPR testing

Photograph 1

Setup for conducted measurements




Photograph 2

**Spurious emission measurement setup in anechoic chamber,
double ridged guide antenna in vertical polarization**



Photograph 3


**Spurious emission measurement setup at OATS,
double ridged guide antenna in vertical polarization**



Photograph 4

Spurious emission measurement setup at OATS,

SPR view



Photograph 5

Conducted emission at AC line measurement setup

