

105mm

80mm


Magnetic Mobile Power



User Manual

Thank you for purchasing our product, please read this manual carefully before use.

Packing list

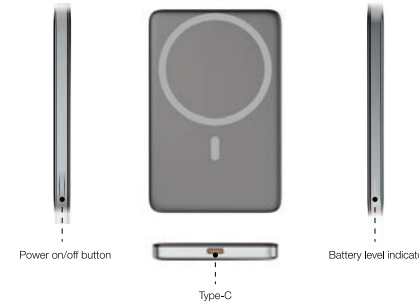


Compatible Models

- Magnetic wireless charging**
For iPhone: iPhone 16, iPhone 16 Plus, iPhone 16 Pro, iPhone 16 Pro Max, iPhone 15, iPhone 15 Plus, iPhone 15 Pro, iPhone 15 Pro Max, iPhone 14, iPhone 14 Plus, iPhone 14 Pro, iPhone 14 Pro Max, iPhone 13mini, iPhone 13, iPhone 13pro, iPhone 13pro max, iPhone 12mini, iPhone 12, iPhone 12pro, iPhone 12pro max
- Headphone charging.**
Suitable for headphones: AirPods 4, AirPods Pro2, AirPods Pro, AirPods 3, AirPods 2 (must be placed on the correct charging area)
- Wired charging**
Apple, Samsung, Xiaomi, Huawei, OPPO, vivo, etc. (only support Type-C interface of charging the data cable)

Product Description Comp

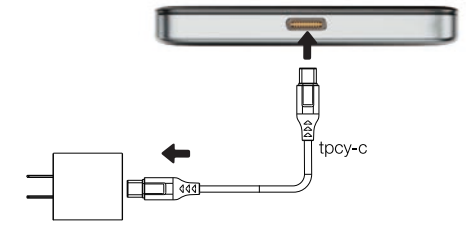
Notes: Press the On/Off button and the indicator light will come on to show the remaining power of the rechargeable battery.



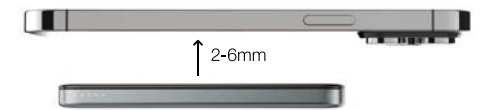
Specification yield

Model:	W212
Battery capacity:	5000mAh/19.25Wh
Type-C Input:	5V→3A 9V→2A
Type-C output:	5V→3A 9V→2.22A 12V→1.67A
Wireless charging:	5W/ 7.5W/ 10W/15W
FCC ID:	2BBEH-W212

Power display



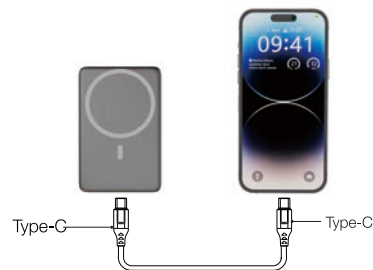
How to use the product



① Place the charge flat and attach the phone to it

How to use

Wired output:
Mobile power to charge other devices (Please use Type-c cable)



Start up:

Press the On/Off button, the indicator light shows the current power level, and the product enters the power-on state. In the power-on state, you can charge other devices; or directly connect other devices, the product will automatically power on and enter the charging state. During the charging process, the indicator light shows the current remaining power. If the product does not charge other devices after powering on, the indicator light goes out after 30 seconds and the product enters the micro-power standby state.

Cautions:

- For the first time use, please fully charge this product.
- When charging this product or using this product to charge other devices, please choose your own charger and data cable that are suitable.
- Make sure someone is present when charging this product, when you go out or leave for a long time, please unplug the power.
- When the product is fully charged, or when the product is fully charged for other devices, please unplug the connection cable in time. Please unplug the cable in time to avoid loss of connection for a long time.
- If the product does not have power indication after pressing the button, it may be in a protected state, and can be connected to an external charger to try to recover. You can connect to external charger to try to recover.
- When the product is not used for a long time, please keep the power of the product at about 25%-50%. store it in a cool and dry environment, and avoid storing it in a full or no power state for a long time. Avoid storing the product for a long time in a fully charged or uncharged state to extend the battery life.

Shutdown:

Remove the charging unit, after 30 seconds the indicator light goes out and the product enters the micro-power standby state.

FCC Warning:

Any Changes or modifications not expressly approved by the party responsible for compliance could void the user's authority to operate the equipment.

Note: This device complies with Part 15 of the FCC Rules. Operation is subject to the following two conditions:

- This device may not cause harmful interference, and
- this device must accept any interference received, including interference that may cause undesired operation.

These limits are designed to provide reasonable protection against harmful interference in a residential installation. This equipment generates uses and can radiate radio frequency energy and, if not installed and used in accordance with the instructions, may cause harmful interference to radio communications. However, there is no guarantee that interference will not

occur in a particular installation. If this equipment does cause harmful interference to radio or television reception, which can be determined by turning the equipment off and on, the user is encouraged to try to correct the interference by one or more of the following measures:

- Reorient or relocate the receiving antenna.
- Increase the separation between the equipment and receiver.
- Connect the equipment into an outlet on a circuit different from that to which the receiver is connected.
- Consult the dealer or an experienced radio/TV technician for help.

The device has been evaluated to meet general RF exposure requirement. The device can be used in portable exposure condition without restriction.

尺寸: 80*105mm
材质: 128g双铜过哑膜