

Section 8. Host PC labeling

The description of the regulatory information is secured and the users cannot modify it.

<E-label screen>

To access the E-label screen, do one of the following:

- Restart the computer. When the logo screen is displayed, press F9. The E-label screen is displayed.
- Restart the computer. When the logo screen is displayed, press Enter or tap the prompt to enter the Startup Interrupt menu. Then press F9 or tap the Regulatory Information option. The E-label screen is displayed.


For FCUN69-WWD and BE201D2W

M/N: TP00150B







Contains FCC ID: 2BEY3FCUN69T, IC: 32052-FCUN69WWDA

Contains FCC ID: PD9BE201D2, IC: 1000M-BE201D2

Contains FCC ID: MCLT77H747, IC: 2878D-T77H747



Regulatory Information



CAN ICES-3(B)/NMB-3(B)
ご使用のコンピュータにIEEE802.11a標準の無線機が搭載されている場合は、電波法の規定により5.15-5.35GHz周波数帯での使用は屋内に限られます。
This product contains a lithium-ion battery and a lithium battery; dispose of according to local, state, or federal laws.
Copyrighted code and parts contained herein.
© Copyright Lenovo 2005, 2018.

M/N: TP00150B
Contains FCC ID: 2BEY3FCUN69T, IC: 32052-FCUN69WWDA
Contains FCC ID: PD9BE201D2, IC: 1000M-BE201D2
Contains FCC ID: MCLT77H747, IC: 2878D-T77H747

R-R-LVK-TPXXXXXX
MSIP-CRM-XXX-XXXXXX
MSIP-CRB-XXX-XXXXXX
MSIP-CRM-XXX-XXXXXX

TA-2016/3502
TA-2016/2773
TA-2016/2877
APPROVED

003-170244
D170150003

MIC/KS 総務省指定
第AC-1607号

Press **Enter** to exit and restart your computer

v0.01