

EUT Test Setup Photographs


1.1 Radiated Spurious Emission below 1 GHz Front View




1.2 Radiated Spurious Emission below 1 GHz Rear View





1.3 Radiated Spurious Emission 1-18GHz at 1 meter Front View





1.4 Radiated Spurious Emission 1-18GHz at 1 meter Rear View



1.5 Radiated Spurious Emission 18-26.5 GHz at 1 meter Front View**1.6 Radiated Spurious Emission 18-26.5 GHz at 1 meter Rear View**

1.7 Radiated Spurious Emission 26.5-40 GHz at 1 meter Front View**1.8 Radiated Spurious Emission 26.5-40 GHz at 1 meter Rear View**

1.9 Radiated Spurious Emission 40-60 GHz at 1 meter Front View**1.10 Radiated Spurious Emission 40-60 GHz at 1 meter Rear View**

1.11 Radiated Spurious Emission 60-90 GHz at 1 meter Front View**1.12 Radiated Spurious Emission 60-90 GHz at 1 meter Rear View**

1.13 Radiated Spurious Emission 60-90 GHz at 1 meter Front View**1.14 Radiated Spurious Emission 60-90 GHz at 1 meter Rear View**

1.15 Radiated Spurious Emission 90-200 GHz at 1 meter Front View**1.16 Radiated Spurious Emission 90-200 GHz at 1 meter Rear View**