


SOGXX

Cautions on using the product

<div>■ Internal battery (The internal battery of the product is a lithium-ion battery) The internal battery is not fully charged at the time of purchase. Charge the internal battery before using the product. Charge the internal battery if you have not used the product for a long time.</div> <div>● Use in very hot or cold environments, for example, when left in an automobile with the windows closed in summer, will cause the internal battery capacity to drop and shorten the available usage time. This will also shorten the internal battery's service life. Try to use the product as far as possible at room temperature.</div> <div>● The internal battery gradually discharges after charging even if the product is not used. The internal battery might discharge completely after long time no use. Charge before using.</div> <div>● The internal battery is a consumable part. If the performance of a battery does not recover (e.g. the usable time after each charge has become extremely short), the battery is at the end of service life, so stop use. Battery is built into the product. For repair, the product must be collected to an au shop/au Style etc. and charges will be incurred. And you might not use the product during certain period of time. Please be forewarned. Note that the length of service life varies depending on the usage condition etc.</div> <div>● The internal battery sometimes swells up as they approach the end of its service life. This is due to the properties of lithium-ion batteries, and is not a problem in terms of safety.</div> <div>■ Charging equipment</div> <div>● Do not wrap the cable of the specified charging equipment (sold separately) around the adapter itself. Do not bend the joint of the plug or connector and the cable of the specified charging equipment (sold separately) forcibly. Do not place heavy objects on an adapter or cable, or do not apply unreasonable force such as pulling. Doing so might cause a malfunction.</div> <div>● When unplugging the plug of the specified charging equipment (sold separately) from the outlet, hold and pull the power plug. If you pull the cable, the cable might be damaged.</div>	<div></div>
--	--

<div>■ Handling precautions</div> <div>These precautions are provided to prevent the product from damage and ensure that performance can be fully demonstrated. Thoroughly read these precautions to ensure correct use.</div> <div>■ Precautions common to the main unit, internal battery, charging equipment, au IC card (SIM card), peripheral devices</div> <div>● Do not apply excessive force to the product during use. Be sure not to put the product into a tightly packed bag or place a heavy object on the product in a bag. Sitting on the product in your pocket might damage the display or internal circuit board or cause a malfunction. Keeping an external device connected to the USB Type-C connection terminal or headset connection terminal might cause damage of the connector or a malfunction. Such damage and malfunction are not covered by the warranty, even if there is no external damage.</div> <div>● To ensure waterproof property (equivalent to IPX5 and IPX8) of the product, use with the cover of microSD memory card/au IC card (SIM card) slot tightly closed. Note that the waterproof property is not guaranteed in every usage condition. Do not allow water to get inside of the product or splash water on the specified charging equipment (sold separately) or optional accessories. Do not open or close the cover of microSD memory card/au IC card (SIM card) slot in the rain or with water droplets on the surface of the product. Doing so might cause water intrusion resulting in internal corrosion. Malfunctions determined to be caused by water intrusion are not covered by the warranty.</div> <div>● Waterproof/dustproof performance might not be maintained if the product has an outdoor abnormality such as damage or deformation. In that case, contact Repair and Delivery Support Center.</div> <div>● For the following products, do not use them in extremely hot, cold or humid places. (Use within an ambient temperature range of 5°C to 35°C and humidity range of 35% to 85%. However, temporary use at an ambient temperature range of 36°C to 40°C and humidity range of 86% to 90 % is allowed.)<ul style="list-style-type: none">• Main unit.• au IC card (SIM card (attached to Main unit))</div>	
---	--

<div>■ Wireless charging</div> <div>● Do not attach a metal object (e.g. a sticker whose material contains metal) to the Wireless Charging Pad (sold separately) or the back side of the product. Doing so might cause a malfunction.</div> <div>● It is not abnormal the information lamp of the Wireless Charging Pad (sold separately) is kept lighting when charging is complete.</div> <div>● Charging may stop before it is complete around in full-charge state.</div> <div>● When charging is stopped before the completion, it may not be resumed soon.</div> <div>● Depending on Qi compatible device, starting and stopping of charging may be repeated. Always charge with the specified au device.</div> <div>● It is not abnormal if charging stops or charging takes long when it is above a certain temperature. If the charging function is stopped, it resumes when the temperature drops.</div> <div>● Place the Wireless Charging Pad (sold separately) in a stable and horizontal place to charge.</div> <div>● When wireless charging, turn off the vibrator of the product. The product will shift and charging may not be complete or the product may fall.</div> <div>● When charging, remove the case, cover, film, sticker from the product if attached.</div> <div>● Check that the Wireless Charging Pad (sold separately) or the product is not wet.</div> <div>● Do not perform wireless charging when the product is connected to the specified charging equipment (sold separately), USB Type-C cable (commercially available), USB host cable (commercially available), etc.</div> <div>● Do not get close the product you want to charge and a device which is compatible with the wireless charging each other. The Wireless Charging Pad cannot correctly detect the au product to charge and charging may fail.</div> <div>● When a TV or radio has noise, keep the Wireless Charging Pad away from the TV or radio.</div> <div>● Depending on Qi compatible device, calls may not be received while charging. Always charge with the specified au device.</div>	
---	--

<div>● Do not use for the following products, do not use them in extremely hot, cold or humid places. (Use within an ambient temperature range of 5°C to 35°C and humidity range of 35% to 85%.)<ul style="list-style-type: none">• Charging equipment• Peripheral devices</div> <div>● Do not use in places subject to lots of dust or vibration. Doing so might cause a malfunction.</div> <div>● Clean the USB Type-C connection terminal and headset connection terminal with dry cotton swabs etc. every now and then. Soiled terminals might cause poor connection. Do not exert strong force to clean the USB Type-C connection terminal and headset connection terminal to prevent deformation.</div> <div>● Clean the product with a soft dry cloth (e.g. wiping cloth for eyeglasses). Forceful rubbing with a dry cloth might scratch the display. The display might be stained if splash or smear is left attached to the surface. Wiping the product using alcohol, thinner, benzene, detergent, glass cleaner, etc. might erase the printing on the exterior case or cause a malfunction.</div> <div>● Use as far away as possible from land-line phones, TVs and radios. Use of the product nearby might affect them.</div> <div>● The product might become warm while talking, charging or during other operations, depending on the situation, but this is not abnormal.</div> <div>● Do not place near corrosive chemicals or in places where corrosive gas is generated. Doing so might cause a malfunction.</div> <div>● Do not use outside when you can hear thunder. Doing so might risk lightning strikes and electric shock.</div> <div>● Be sure to use only the specified peripheral devices. Use of other peripheral devices might cause a malfunction.</div> <div>● Do not put the product in a cooking apparatus such as microwave oven or a pressure vessel. Doing so might cause a malfunction.</div> <div>● The customer is not allowed to disassemble, modify or repair the product. Doing so might cause a malfunction. Modification of the product is in violation of the Radio Law and Telecommunications Business Act.</div>	
--	--

<div>● Depending on Qi compatible device, charging may not start due to mutual interference with Osaifu-Keitai function. Always charge with the specified au device.</div> <div>● If an app of the product is running when wireless charging, charging may not complete.</div> <div>● Although the product may become warm while it is on the Wireless Charging Pad (sold separately), it is not abnormal.</div> <div>● The reception level of communication quality, etc. may become degraded while charging with the Wireless Charging Pad (sold separately).</div> <div>● While charging, do not move the Wireless Charging Pad (sold separately) and the product.</div> <div>● After charging is complete, remaining battery may be decreased if the product is left for a long time.</div> <div>■ au IC card (SIM card)</div> <div>● Do not forcibly remove or insert au IC card (SIM card). Be careful not to exert excessive force when inserting the card into your au phone.</div> <div>● You are responsible for any damage caused by inserting your au IC card (SIM card) into other IC card reader/writer etc.</div> <div>● Do not put stickers etc. on the au IC card (SIM card).</div> <div>● Do not insert au IC card (SIM card) with conversion adapter attached. Doing so might cause a malfunction.</div> <div>● Do not damage the card by using the product in a hot place, dropping into fire, contacting to the metal parts with foreign object, giving an impact, bending, applying load, wetting, etc. Doing so might cause loss of data or a malfunction.</div> <div>■ Camera</div> <div>● When photographing important occasions etc., take a trial shot and check the shot image to make sure it is correctly shot.</div> <div>● Do not shoot in a place where shooting is prohibited.</div>	
--	--



<div>● Do not allow the part of your body such as finger or conductive foreign objects (metal fragments, pencil leads, etc.) to come into contact with or to enter the USB Type-C connection terminal or headset connection terminal. Doing so might cause a malfunction.</div> <div>● In the event that the product gets wet while charging, immediately disconnect the plug of the specified charging equipment (sold separately).</div> <div>● Do not use the product while driving an automobile or motorized bicycle, riding a bicycle or walking. Use of a mobile phone while driving a car or motorbike is prohibited by law. Use of a mobile phone while riding a bicycle might be punishable by some regulations.</div> <div>● Using or charging the product in a bag or when it is covered with bedding might cause a malfunction.</div> <div>● When using the specified charging equipment (sold separately) or an external device, insert/remove the connector straight to/from the terminal. Make sure the orientation of the connector is correct. Unless it is correct, it might cause a malfunction.</div> <div>● Do not expose the camera lens to direct sunlight for an extended period. Doing so might cause a malfunction.</div> <div>● Do not use, store, and leave the product in places subject to direct sunlight (e.g. in automobiles), places that get hot, places that get extremely cold, and in humid or dusty places. Doing so might cause a malfunction.</div> <div>● Do not place the product on an unstable or inclined platform. Be careful especially while charging or when vibrator is set. The product might fall and cause a malfunction etc.</div> <div>● Do not exceed the rating of outlet or wiring device when charging the product, for example, by starburst connection etc.</div>	
--	--

<div>■ Copyrights and rights of portrait</div> <div>● You are not allowed to copy, distribute, publish, modify or edit the data you shot, recorded or downloaded using the product without consent of the copyright holder, except for personal use such as copying or quoting where provided for under the copyright law. In addition, do not use or modify portraits or names of other individuals without the consent, as it might infringe on rights of portrait. Note that shooting and recording might be restricted at some live performances, shows and exhibitions even for personal use.</div> <div>● Be careful about the copyright and portrait right when posting photos you shot etc. on Internet homepages.</div>	
---	--

<div>■ Backup content on the product</div> <div>● Please back up important content recorded to the product or downloaded to the product from an outside source. Content recorded to memory on the product sometimes disappears or is altered by unexpected factors, such as static electricity or a fault, repair, mishandling, etc.</div> <div>•</div>	
--	--

<div>■ Main unit</div> <div>● Since the battery is built into the product, you cannot replace it yourself. For replacing the battery, contact an au shop/au Style or Customer Center.</div> <div>● Do not forcefully press, tap or intentionally subject the display to strong impact. Doing so might cause scratching or damage.</div> <div>● Do not forcefully press the keys or display surface with your fingernails or hard objects. Doing so might cause scratching or damage of the keys or display.</div> <div>● Do not use a remodeled product. Use of a modified device violates the Radio Law and Telecommunications Business Act. The product is compliant with rules on the technical standard conformance of specified wireless equipment based on the Radio Law/ Telecommunications Business Act, and as a proof of it, the "Technical Compliance Mark (TCM)" can be checked with the product. Checking procedure: In the Home screen, slide the screen up → [Settings] → [About phone] → [Certificates] If modifications of the internal components of the product are made, the certification of conformity with the technical standard conformance etc. becomes invalid. Do not use the product with the certification invalid, as it is a violation of the Radio Law and Telecommunications Business Act.</div> <div>● Take care not to place magnetized items such as magnetic cards, speakers and TV sets near the product, as it might cause a malfunction. Putting a strong magnetism close to the product might cause a false operation.</div> <div>● Do not bring magnetized cards such as cash cards, credit cards and prepaid cards closer to the product. It might cause loss of the recorded data.</div> <div>● When you put the product in your pocket or bag, take care that the display does not come in contact with metal objects or other hard objects, as it might cause a scratch or damage. Take care with using a strap whose member is a hard material such as metal because it can touch the display and may cause scratch or damage.</div>	
--	--

<div>■ Specific Absorption Rate (SAR) of mobile phones</div> <div>This model SOGXX mobile phone complies with Japanese technical regulations and international guidelines regarding exposure to radio waves. This mobile phone was designed in observance of Japanese technical regulations regarding exposure to radio waves*1 and limits to exposure to radio waves recommended by a set of equivalent international guidelines. This set of international guidelines was set out by the International Commission on Non-Ionizing Radiation Protection (ICNIRP), which is in collaboration with the World Health Organization (WHO), and the permissible limits include a substantial safety margin designed to assure the safety of all persons, regardless of age and health condition. The Japanese technical regulations and international guidelines define the limits using a unit of measurement known as the Specific Absorption Rate (SAR), which represents the average amount of radio frequency energy absorbed by the human. The SAR limit for mobile phones is 2.0 W/kg. The highest SAR value for this mobile phone when tested for use near the head is ◆◆◆ W/kg*2 and when worn on the body is ◆◆◆ W/kg*2. There may be slight differences between the SAR levels for each product, but they all satisfy the limit. This is due to automatic changes to the power level of the device to ensure it only uses the minimum required to reach the network. Therefore in general, the closer you are to a base station, the lower the power output of the device. This mobile phone can be used in positions other than against your head. Please keep the mobile phone farther than 1.5 cm away from your body by using such as a carrying case or a wearable accessory without including any metals. By doing this, this mobile phone complies with Japanese technical regulations and international guidelines regarding exposure to radio waves. The World Health Organization has stated that "a large number of studies have been performed over the last two decades to assess whether mobile phones pose a potential health risk. To date, no adverse health effects have been established as being caused by mobile phone use." *1 Technical regulations are defined by the Ministerial Ordinance Related to Radio Law (Article 14-2 of Radio Equipment Regulations). *2 Including other radio systems that can be simultaneously used.</div>	
--	--

<div>● When suddenly brought into a room from a cold place, or when used in a humid location or in a place where temperature suddenly changes (e.g. near the air discharge port of an air conditioner), water droplets (i.e. condensation) may be formed inside of the product. Note that when used under such conditions, the humidity might cause corrosion or a malfunction.</div> <div>● While writing or reading data to or from a microSD memory card, do not subject the product to vibration or impact, or turn off the power. Doing so might cause loss of data or a malfunction.</div> <div>● Do not cover the proximity/light sensor with your finger or put a sticker on it. Doing so might hinder the proximity/light sensor from detecting the ambient brightness and functioning correctly.</div> <div>● Do not put a sticker, etc. on the proximity/light sensor. Doing so might cause a malfunction on the sensor and make the display always turned off while receiving a call or during a call.</div> <div>● Usually use the product with the cover of microSD memory card/au IC card (SIM card) slot firmly closed. If the cover is open, dirt or water might get inside and cause a malfunction.</div> <div>● Do not allow liquids, metal and other foreign objects to get inside the USB Type-C connection terminal, headset connection terminal, microSD memory card/au IC card (SIM card) slot, earpiece/speaker, mouthpiece/microphone, speaker, second microphone, etc. Doing so might cause a malfunction.</div> <div>● Do not give strong impact on the product such as dropping, throwing, stomping. Doing so might cause a malfunction.</div> <div>● Do not put the product directly on sand at a beach etc. Sand or other small particles might get inside the earpiece/speaker, mouthpiece/microphone, speaker, or second microphone causing the volume to drop. If sand gets inside the product, it might cause a malfunction.</div> <div>● To prevent possible hearing damage, do not listen at high volume levels for long periods.</div> <div>● If the surface temperature of the product rises during use, the mark on the right may appear. In this case, be careful not to touch the product continuously. Not doing so may cause burns.</div>	<div> </div>
---	--

<div>■ Display (Touch Panel)</div> <div>● The touch panel is designed to be lightly touched by fingers. Do not apply strong pressure with your fingers or sharp-pointed objects (such as fingernails, ballpoint pens and pins) to the touch panel. In the following cases, the touch panel might not respond. Also, it may cause malfunction.<ul style="list-style-type: none">• Operation with gloves• Operation with fingernails• Operation with foreign object on the touch panel• Operation with protective sheet or seal on the touch panel• Operates when the display is wet with water droplet or fogged• Operation with wet or sweaty fingers• Operation under water</div> <div>● Putting stickers or sheets (e.g. commercially available protective films, peep prevention sheets) on the display might hinder correct operation of the touch panel.</div> <div>● When carrying the product in your pocket or bag, take care not to put the touch panel close to metals or other conductive materials, as it might cause false operation of the touch panel.</div> <div>■ Organic EL display</div> <div>● Organic EL display may have partially dark part or the colors may be changed if a same image has been displayed for a long time, or the brightness of backlight is set to too bright, or it has been used for a extremely long time. That is due to property of organic EL display and not a malfunction.</div> <div>● Organic EL display is made with extremely advanced technology and it may have slightly missing pixels or pixels which are always lit. Also, it may have unevenness of color sheet or brightness, or color change depending on direction you're looking. That is due to structure of organic EL display and not a malfunction. Please be forewarned.</div> <div>● Subjecting an organic EL display to direct sunlight may cause a malfunction. Take care when placing at the window or outdoor.</div>	
--	--

SAR info.

<div>■ United States THIS PHONE MODEL HAS BEEN CERTIFIED IN COMPLIANCE WITH THE GOVERNMENT'S REQUIREMENTS FOR EXPOSURE TO RADIO WAVES. This mobile phone model SOGXX has been designed to comply with applicable safety requirements for exposure to radio waves. Your wireless phone is a radio transmitter and receiver. It is designed to not exceed the limits* of exposure to radio frequency (RF) energy set by governmental authorities. These limits establish permitted levels of RF energy for the general population. The guidelines are based on standards that were developed by international scientific organizations through periodic and thorough evaluation of scientific studies. The standards include a safety margin designed to assure the safety of all individuals, regardless of age and health. The radio wave exposure guidelines employ a unit of measurement known as the Specific Absorption Rate (SAR). Tests for SAR are conducted using standardized methods with the phone transmitting at its highest certified power level in all used frequency bands. While there may be differences between the SAR levels of various phone models, they are all designed to meet the relevant guidelines for exposure to radio waves. The highest SAR value as reported to the authorities for this phone model when tested for use by the ear is 0.73 W/kg*, when worn on the body is 0.75 W/kg* and when WiFi hotspot mode is 0.75 W/kg. For body-worn operation, the phone has been tested when positioned a minimum of 10 mm from the body without any metal parts in the vicinity of the phone or when properly used with an appropriate accessory and worn on the body. For devices which include "WiFi hotspot" functionality, SAR measurements for the device operating in WiFi hotspot mode were taken using a separation distance of 10 mm. When using the device as a charger, you need to put the phone on a flat surface and 20 cm separation distance from user during the charging mode. Use of third-party accessories may result in different SAR levels than those reported.</div>	
---	--

<div>** Before a phone model is available for sale to the public in the US, it must be tested and certified by the Federal Communications Commission (FCC) that it does not exceed the limit established by the government-adopted requirement for safe exposure*. The tests are performed in positions and locations (i.e., by the ear and worn on the body) as required by the FCC for each model. The FCC has granted an Equipment Authorization for this phone model with all reported SAR levels evaluated as in compliance with the FCC RF exposure guidelines. While there may be differences between the SAR levels of various phones, all mobile phones granted an FCC equipment authorization meet the government requirement for safe exposure. SAR information on this phone model is on file at the FCC and can be found under the Display Grant section of https://www.fcc.gov/oet/ea/tcidid after searching on FCC ID PY7-24116L. Additional SAR-related information can also be found on the Mobile and Wireless Forum at https://www.mwfai.org/.</div> <div>* In the United States, the SAR limit for mobile phones used by the public is 1.6 watts/kilogram (W/kg) averaged over one gram of tissue. The standard incorporates a margin of safety to give additional protection for the public and to account for any variations in measurements.</div> <div>** This paragraph is only applicable to authorities and customers in the United States.</div>	
---	--

<div>■ Europe This mobile phone model SOGXX has been designed to comply with applicable safety requirements for exposure to radio waves. These requirements are based on scientific guidelines that include safety margins designed to assure the safety of all persons, regardless of age and health.</div>	
---	--

The radio wave exposure guidelines employ a unit of measurement known as the Specific Absorption Rate, or SAR. Tests for SAR are conducted using standardized methods with the phone transmitting at its highest certified power level in all used frequency bands.

While there may be differences between the SAR levels of various phone models, they are all designed to meet the relevant guidelines for exposure to radio waves.