



Fusion5 TABLET PC

Model: F202_8G

Android 13



Please scan the QR Code to register warranty on your product
Alternatively, Please visit www.fusion5store.com/warranty

User manual

The actual product, accompanying accessories and some of its feature may differ from what is presented in this manual's images and descriptions.

Contents

1. Cautions.....	2
2. Package Contents.....	3
3. Device Functionality.....	4
Appearance of the tablet.....	4
4. Android 13 System Highlights.....	5
New Shortcut Menu.....	5
Preinstalled Applications.....	5
Applications design for Kids	6
Kids Space.....	6
YouTube Kids	8
5. New Android 13 Applications.....	9
Find Device.....	9
Play Books.....	10
Google Applications.....	11
6. Quick Setting.....	12
7. Battery Charging.....	13
8. Connecting to PC.....	14
9. Setting.....	15
10. Backup&Reset.....	15
11. Product Specification.....	16
12.Trademarks.....	16
13.FCC Statements.....	17

1. Cautions

Welcome to the User's Guide for your Android-based tablet device. This comprehensive manual is designed to provide you with all the necessary information and instructions to maximize your tablet experience. Please carefully read this guide and follow the prompts to make the most out of your device.

To ensure optimal performance and longevity of your Android-based tablet device, it is important to follow these temperature guidelines. Avoid exposing the device to temperatures above 40°C (104°F) or below 0°C (32°F).

To ensure the safety and longevity of your Android-based tablet device, it is essential to follow these important guidelines. Please strictly adhere to the following precautions to prevent any potential damage or hazards: Do Not expose the device to Fire Hazards, Moisture/Water and Direct Sunlight

For your safety and to prevent damage to your Android-based tablet device, it is strictly advised not to attempt any personal disassembly, repair, or modification of the product. In the event that such services are required, please contact our knowledgeable sales staff for assistance.

To ensure optimal performance and avoid potential disruptions, it is important to avoid using your Android-based tablet device near strong magnetic fields, power plants, or similar environments.

To ensure your safety and the safety of others, it is crucial to refrain from using your Android-based tablet device while riding a bicycle, driving a car, or operating a motorcycle. Remember, using a tablet device while engaged in any form of transportation can have severe consequences, including accidents, injuries, or loss of life. It is crucial to prioritize your safety and the safety of others by keeping your attention solely on the task at hand.

To safeguard your hearing and prevent potential damage, it is important to avoid using your Android-based tablet device at high volume levels.

2. Package Contents

- Tablet
- Charger
- Type C Cable
- User manual
- Warranty Card

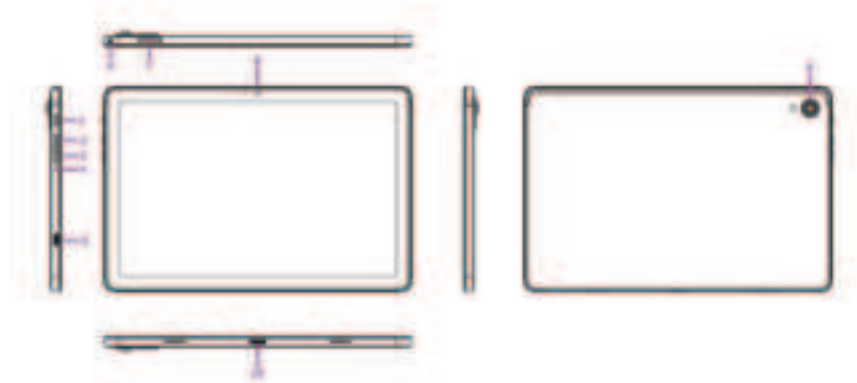
We are pleased to inform you that your Android-based tablet device supports a docking keyboard for enhanced productivity. However, please note that the docking keyboard is not included with your tablet purchase and needs to be purchased separately.

If, upon receiving your Android-based tablet device, you find any of the items mentioned above to be missing or damaged, we urge you to promptly contact our customer support team.

As part of our service commitment, we strongly advise you to retain the original packaging in the event of any future complaints or issues that may arise with your Android-based tablet device. To ensure the integrity of your claim, it is essential to keep the packaging in a safe place that is out of reach from children.

3. Device Functionality

Appearance of the Tablet



1. Power On/Off Button
2. Volume + Button
3. Volume - Button
4. Device Hard Reset Pin Hole
5. Type C--Charging & Data Port
6. 3.5mm Headphone Jack
7. Micro SD Card Slot (Supports Up to 512GB)
8. Front Facing Camera-8 Mega
9. Rear Facing Camera-13 Mega
10. Docking pins for Docking keyboard Connection

4. Android 13 System Highlights

New Shortcut Menu

Pull-down Menu with New Shortcut Integrations

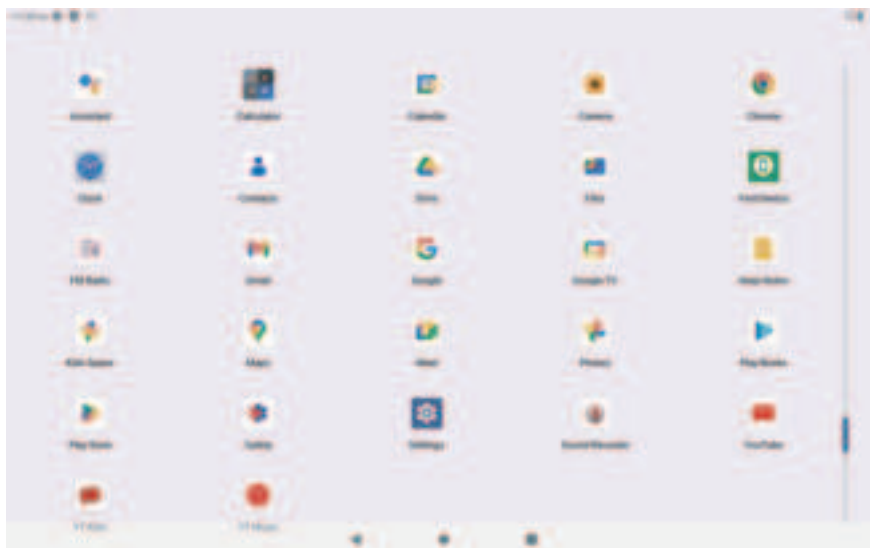
Power off/Restart

Settings

Select User--User Setting--Multi Users



Preinstalled Applications

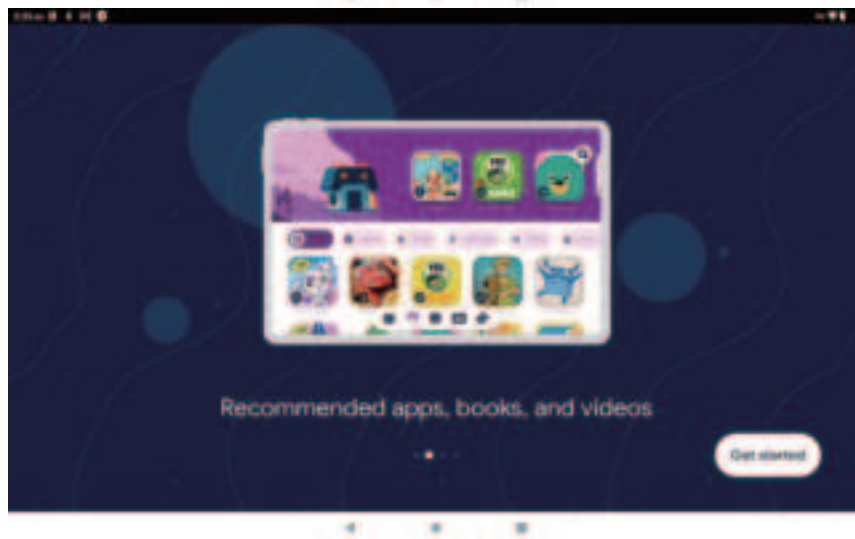


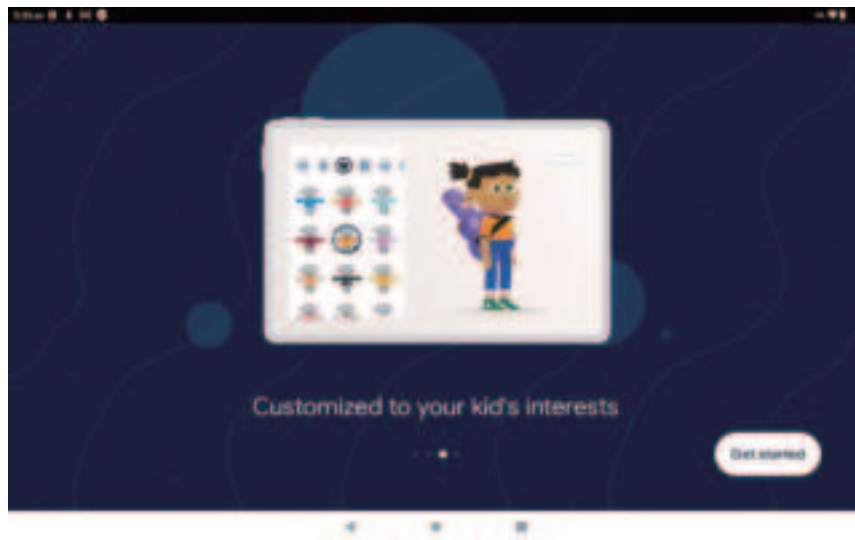
Applications designed for Kids

Android 13 includes several applications that have been designed for Kids: **Kids Space** & **YT Kids**. These applications cover a wide variety of Learning, Books, Shows, Music, Explore and so much more. Also these applications can be personally tailored for your child's interests.

Kids Space


Follow the introduction to Register an Account for your Kids, and enjoy the books, Videos or Music available in Kids Space.





YouTube Kids

YouTube Kids Provides Various Videos, Games and Music for Kids.



5. New Android 13 Applications

Find Device



By signing into your Google Account on your tablet, you gain valuable tools to track and manage your device's location effectively. This feature enhances security, offers peace of mind, and enables you to take appropriate action in case of loss or theft.

