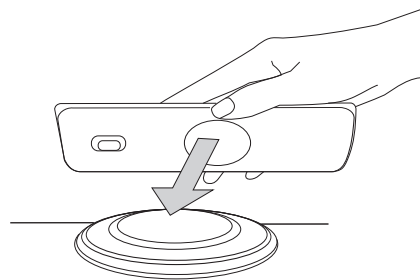


使用说明书

E504

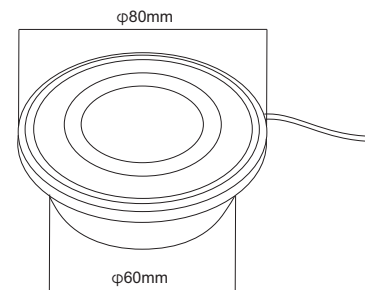
安全规范：

- 使用本产品前请阅读说明书
- 不要将本产品置于潮湿或靠近水的地方
- 不要将本产品置于火中或靠近火源的地方
- 请在连接好所有的线路之后再接电源
- 请不要将本产品暴晒于阳光下或持续35℃以上的高温环境
- 请将本产品交给专业人员维修，切勿尝试自己修理
- 儿童请在成年人的指导下使用本产品



使用方法：

将手机无线接收感应区域对准E504产品中心位置。此时E504会有一圈蓝灯亮起，且手机显示正在充电状态。



规格参数：

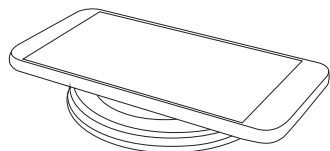
输入：5V2A

输出：5V1A

功率：5W

故障排除：

故障现象	可能原因	解决办法
手机不充电 机器不亮灯	电源没插好或损坏	插好电源或更换电源
	USB接头没有插进电源	插好USB接头
	手机接收感应区未对准	挪动手机至适合位置
	手机无线接收线圈损坏或者主机损坏	更换手机测试仍然不充电则需要更换主机
充电指示灯一会亮一会灭	手机接收感应区未对准	挪动手机至适合位置
充电时手机发烫	手机接收感应区未对准	挪动手机至适合位置

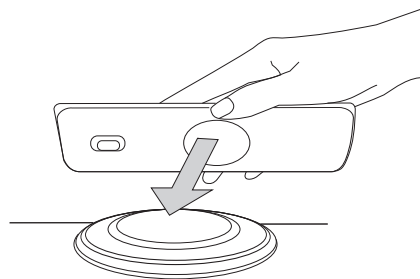


USER MANUAL

E504

Safety Warning

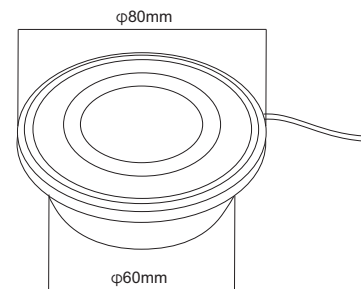
- Before use of unit, please read the Manual carefully.
- Keep the product away from water, liquid, or wet area.
- Keep the product away from naked flame.
- The unit should be powered off before unplugging.
- Do not place the product in direct sunlight or heat. Keep away from temperatures over 35°C.
- Do not attempt to remove the unit. To remove panel or attempt to repair the unit could result in potential electric shock.
- Do not insert foreign objects into the product.
- Adult Supervision is recommended if children are using this product



Operating Instructions:

Align the receiver to the transmitter.

The blue light will be visible when the device is in charging mode.



Specifications:

Input: 5V2A

Output: 5V1A

Power: 5W

Trouble Shooting:

Problem	Possible Reason	Solution
Device will not charge	Power plug does not connect	Reconnect to power source
	USB plug does not connect	Reconnect to USB power source
Charging light does not work	Does not align to the charging area	Reposition device
	Receiver/Transmitter does not work	Try another receiver or contact service department
The charging light is flashing	Does not align to the charging area	Reposition device
Overheating occurs when charging	Does not align to the charging area	Reposition device

FCC Requirement
Any changes or modifications not expressly approved by the party responsible for compliance could void the user's authority to operate the equipment.
This device complies with Part 15 of the FCC Rules. Operation is subject to the following two conditions:
(1) this device may not cause harmful interference, and
(2) this device must accept any interference received, including interference that may cause undesired operation.
Note: This equipment has been tested and found to comply with the limits for a Class B digital device, pursuant to Part 15 of the FCC Rules. These limits are designed to provide reasonable protection against harmful interference in a residential installation. This equipment generates, uses, and can radiate radio frequency energy, and if not installed and used in accordance with the instructions, may cause harmful interference to radio communications. However, there is no guarantee that interference will not occur in a particular installation. If this equipment does cause harmful interference to radio or television reception, which can be determined by turning the equipment off and on, the user is encouraged to try to correct the interference by one or more of the following measures:
- Reorient or relocate the receiving antenna.
- Increase the separation between the equipment and receiver.
- Connect the equipment into an outlet on a circuit different from that to which the receiver is connected.
- Consult the dealer or an experienced radio/TV technician for help.