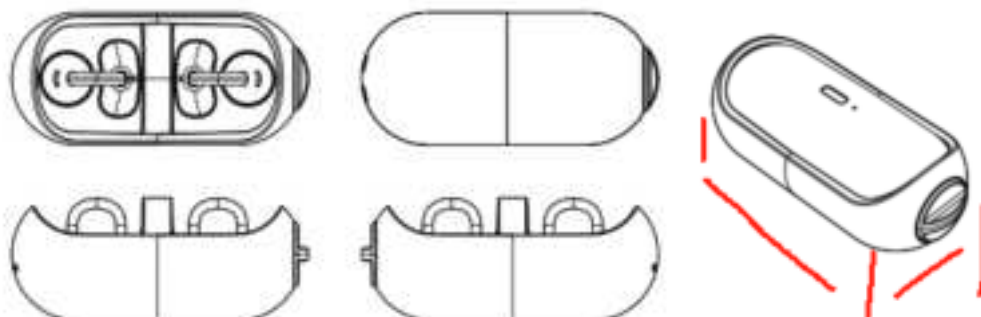


## 封面

## 包装清单

充电仓 耳机 数据线 说明书 售后卡



## 产品概述：

注意事项：

- 1、日常使用，建议不要频繁开合充电仓盖。
- 2、日常使用，建议先开启手机蓝牙，再取出耳机。

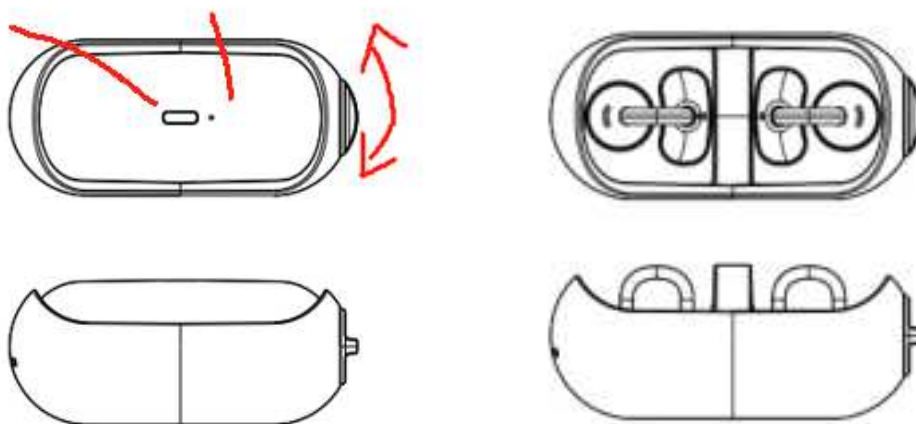
（耳机开仓、触控区指示图）

3、为了获得最佳音效体验，请准确区分左右耳机并正确佩戴。由于 OWS 独特的设计，不同的佩戴方式会显著影响声音效果。若您感觉音效欠佳，可手动微调佩戴位置，直至达到最佳聆听状态。

Product instruction:

Note:

1. For daily use, avoid frequently opening and closing the charging case lid.
2. It is recommended to turn on your smartphone's Bluetooth before removing the earbuds from the charging case.
3. To achieve the best sound experience, ensure you correctly distinguish between the left and right earbud and wear them appropriately. The unique design of OWS means that different wearing methods can significantly impact sound quality. If you find the sound quality lacking, manually adjust the position of the earbuds until you achieve the best listening experience.

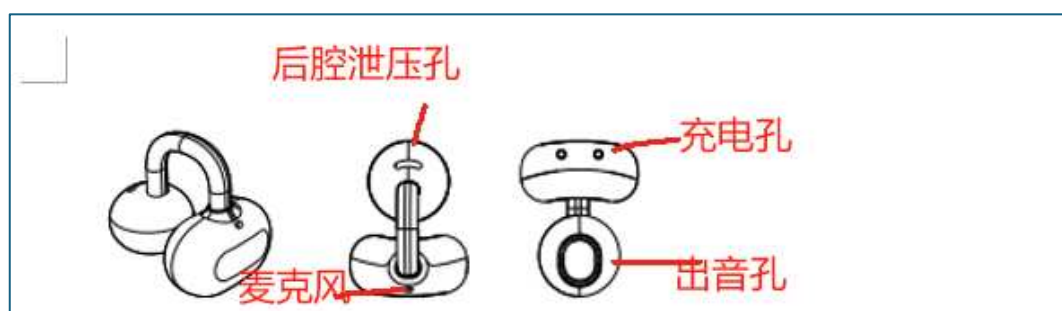


充电口，指示灯

朝任意方向旋转即可打开耳机仓

Charging port, indicator

Rotate in any direction to open the charging case



耳机两侧分别设有“L”与“R”标识以帮助区分左右

The left and right sides of the earbuds are marked with "L" and "R" to distinguish between left and right.

**\*充电孔在实际制作图的时候，需要改为「充电触点」**

**产品连接：**

**首次连接：s**

耳机出仓自动开机，进入配对模式

\*已有配对时，开机后自动回连上次出仓后已连接的最后一个设备。

Connection:

First Connection:

When you take the earbuds out of the charging case, they will automatically power on and enter pairing mode.

\*If they were previously paired, they will automatically reconnect to the last connected device once removed from the charging case.

**关机：**

耳机入仓充电(恒流时约 30mA)，充满后关机。

\*超过 3 分钟无连接设备自动关机，或电池电压低于 3.0V 自动关机。

#### Power Off:

Place the earbuds back into the charging case to recharge them (approximately 30mA constant current). They will power off once fully charged.

\*If no device is connected for more than 3 minutes, the earbuds will automatically power off. They will also power off if the battery voltage drops below 3.0V.

#### 断开连接:

已连接状态下，手动关闭手机蓝牙，断开当前连接，重新进入与手机配对模式。  
或在连接设备时，在非媒体播放/通话状态下，同时长按左右耳机触摸区域 3s，断开当前连接，重新进入与手机配对模式。

#### Disconnection:

While connected, you can manually turn off Bluetooth on your phone to disconnect the earbuds, which will cause them to re-enter pairing mode.

Alternatively, if the earbuds are connected to a device and not playing audio or in a call, you can long-press the touch area on both earbuds simultaneously for 3 seconds to disconnect the current connection and re-enter pairing mode.

#### 双连操作说明

双连默认关闭，如需连接第二台设备，请在 MOONDROP APP “功能设置”中打开双连开关，即可用第二台设备搜索并连接。

#### 双连注意事项:

1. 第一台设备播放音乐的时候使用第二台设备播放音乐，第一台设备音乐将暂停。
2. 双连优先级：通话 > 音频 > 待机

#### 第三台设备连接:

已连接两台设备时，需将其中一台手动取消配对连接后再进行第三台设备连接；或在非媒体播放/通话状态下，同时长按左右耳机触摸区域 3s，断开两台设备连接后与新设备连接。

#### Dual-Device Connectivity Instructions:

The dual-device connection feature is turned off by default. To enable this function, please access the Function Settings in the MOONDROP APP.

#### Important Notes on Dual-Device Connectivity:

1. When you are playing music on the first device, if music is started on the second device, playback on the first device will automatically pause.
2. Connection priority between devices is as follows: Call > Audio > Standby.

#### Connecting a Third Device:

When two devices are already connected, you must manually disconnect one device before connecting a third device. Alternatively, if you are not currently in a playback or call state, you can long-press the touch area on both earbuds simultaneously for 3 seconds to

disconnect both devices and connect to a new device.

#### 自动回连:

1. 耳机离仓开机后, 自动回连已连接的最后一个设备。回连两台设备将播报两次回连提示音; 优先回连后断连的设备。
2. 离开有效通信范围断连后, 3 分钟内重新进入将自动回连。
3. 在同时连接双设备情况下, 携带 A 设备超过与 B 设备连接范围内, 超过三分钟后回到 B 设备附近需点击连接记录进行回连。

#### Automatic Reconnection:

1. After the earbuds are powered on, they will automatically reconnect to the last paired device. If reconnecting to two devices, you will hear prompts for both; however, priority is given to the device that was disconnected last.
2. If the earbuds are disconnected from the effective communication range, they will automatically attempt to reconnect within 3 minutes once you re-enter the range.
3. When both devices are connected and one device moves out of range, reconnection to that device after more than 3 minutes will require you to click on the connection record for reconnection.

#### 产品功能

播放/暂停音乐: 双击左/右耳机,

切换曲目: 三击左耳上一曲/三击右耳下一曲

切换模式: 四击左或右耳机, 进入/退出游戏模式

接听电话: 双击左/右耳机

拒接电话: 长按左/右耳 1.5S

挂断电话: 双击左/右耳机

第三方来电保留通话: 双击左/右耳机

第三方通话切换: 三击左/右耳机

#### Product Functions:

Play/Pause Music: Double-click the left/right earbud

Skip Track: Triple-click left earbud for the previous track/Triple-click right earbud for the next track

Switch Modes: Quadruple-click the left or right earbud to enter/exit game mode

Answer: Double-click the left/right earbud

Hang up: Long press left/right earbud for 1.5 seconds

Decline: Double-click the left/right earbud

Call transfer: Double-click the left/right earbud

Call Switching: Triple-click left/right earbud

#### 产品提示音对照表:

开机: power on

关机: power off

配对/回连提示音: connected

断连提示音: disconnected

低电量提示音: battery low

游戏模式/音乐模式: Game Mode/Music Mode

\*当您的准确触达触控感应区域, 系统将反馈“噔”声提示音。

Prompts:

Power On

Power Off

Pairing/Reconnection prompt: Connected

Disconnected

Battery Low

Game Mode/Music Mode

\* You'll hear the prompt of Ding if you tap on the touch area.

### 电量指示

充电指示灯 (充电仓指示):

充电中橘灯常亮, 满电后 LED 灯熄灭

充电指示灯 (耳机指示):

耳机放入仓内充电时

常规电量 $\geq 10\%$ : 白灯常亮

低电提醒  $< 10\%$ : 橘灯 1Hz 闪

耳机入仓满电后, LED 灯将熄灭

\*当耳机在耳机仓内充电时, 将优先显示充电仓的充电指示灯情况。

Power Indicators:

Charging Indicator (Charging Case):

Orange indicator on during charging, LED indicator off when fully charged.

Charging Indicator (Earbuds):

When earbuds are placed in the charging case

Normal battery  $\geq 10\%$ : White indicator on

Low battery  $< 10\%$ : **Orange indicator flashes**

When the earbuds are fully charged, the LED indicator will turn off.

\*When the earbuds are charging, the charging indicator of charging case will take priority.

### 恢复出厂设置

同时长按左右耳机触摸区域 8s, 清除配对信息恢复出厂设置

Reset:

Long-press both the left and right earbud simultaneously for 8 seconds to clear the pairing

information and reset.

### 产品参数

产品名称: 水月雨 PILL 胶囊 高音质耳夹式耳机

产品型号: MD-OWS-003

蓝牙版本: 6.0

蓝牙传输协议: A2DP/AVRCP/HFP/HSP

编解码协议: SBC/AAC

充电端口: USB-C

工作距离: 10 米(无障碍空旷环境)

耳机充电时间: 约 2 小时

充电仓充电时间: 约 2 小时

输入: 5V=1A

输出: 5V=0.25A

耳机电池容量: 3.7V/40mAh

充电仓电池容量: 3.7V/300mAh

耳机单次续航: 约 8 小时 (AAC)

充电仓可提供续航: 约 20 小时 (AAC)

生产制造: 成都水月雨科技有限公司

制作商地址: 成都市温江区成都海峡两岸科技产业开发园海科路西段 606 号 2 栋 4 楼

### CMIT ID:

△ 请使用与充电盒输入参数(5V=1A)相符合的充电设备进行充电

Specifications:

Name: MOONDROP PILL Ear-clip Earbuds

Model: MD-OWS-003

Bluetooth Version: 6.0

Bluetooth Transmission Protocol: A2DP/AVRCP/HFP/HSP

Codec Protocol: SBC/AAC

Charging Port: USB-C

Working Range: 10 meters (barrier-free open environment)

Charging time: About 2 hours

Charging time of charging case: About 2 hours

Input: 5V=1A

Output: 5V=0.25A

Earbud Battery Capacity: 3.7V/40mAh

Charging Case Battery Capacity: 3.7V/300mAh

Earbud Battery Life: About 8 hours (AAC)

Charging Case Battery Life: About 20 hours (AAC)

Manufacturer: Chengdu Shuiyueyu Technology Co., Ltd.

Address: Haike Road West, Haixia Technology Industry Park, Wenjiang District, Chengdu, Sichuan

### CMIT ID:

Please use the 5V1A charging device.

## 安全信息

请在**使用设备前**阅读本重要安全信息。该信息包含适用于本设备的一般安全信息并可能包括不适用于本设备的内容。请遵循警告和注意信息以免对您本人或他人造成伤害或避免损坏您的设备。

### 警告

**\*不遵守安全警告和规定会导致严重伤害或死亡。**

**\*请勿使用损坏的电源线或插头或者松动的电源插座，不安全的连接会导致电击或火灾。**

**\*请勿用湿手或其他潮湿的身体部位触摸设备、电源线、插头或电源插座，否则可能会导致电击。拔出电源线时，请勿用力过度，否则可能会导致电击或火灾。**

**\*请勿弯折或损坏电源线，否则可能会导致电击或火灾。**

**\*请勿在设备充电时用湿手操作设备，否则可能会导致电击。**

**\*请勿将充电器的正极和负极直接连接在一起，否则可能会引起火灾或造成严重伤害。**

**\*请勿在雷雨天气在室外使用设备，否则可能会导致电击或设备故障。**

**\*使用制造商认可的电池、充电器、配件和用品。**

使用通用电池或充电器可能会缩短设备的使用寿命或导致设备出现故障。它们也可能会导致火灾或导致电池爆炸。

只可使用专为设备设计且经过水月雨认可的充电器和数据线。不兼容的充电器和数据线可能造成危险或损坏设备。

在用户使用未经水月雨认可的配件或用品时，水月雨不对用户的安全负责。

**\*请勿将设备放在后裤袋或挂在腰部。**

如果用力过猛，可能会使设备损坏、爆炸或引起火灾。

如果碰到或摔倒，可能会使您受伤。

**\*请勿使设备摔落或受到猛烈撞击，否则可能会损坏设备或电池，造成设备无法正常工作，或缩短设备使用寿命。还可能会造成过热、燃烧、着火或其他危险。**

**\*小心处理和处置设备及充电器。**

请勿将电池或设备掷于火中。

**\*请勿将电池或设备放在加热设备(例如微波炉、烤箱或散热器)的里面或上面。设备过热可能会发生爆炸。**

**\*处理废旧电池或设备时，请遵守当地各项相关法规。**

请勿挤压或刺穿设备。

请勿让设备受到外部高压，否则可能导致内部短路和过热。

**\*保护设备、电池及充电器以避免损坏。**

避免让设备和电池暴露在极冷或极热的温度下。

极端的温度会损坏设备、降低设备的充电容量以及缩短设备和电池的使用寿命。

请勿使用表皮脱落或受损的数据线，以及受损或无法正常工作的充电器。

**\*请勿在热水器、微波炉、炙热的烹饪设备或高压容器附近或内部存放设备，设备可能会过热而引起火灾。**

**\*请勿在灰尘或风成物质集中区域使用或存放设备。**

灰尘或异物可能导致设备故障、引起火灾或触电。

防止充电器插口和充电器较小一端接触液体、灰尘、金属粉末或铅笔芯等导电材料。

**\*请勿使用锋利工具触碰充电器插口；请勿撞击充电器插口。**

导电材料可能导致触点短路或发生腐蚀，从而引起爆炸或火灾。

使用无线充电器时，请勿在设备和无线充电器之间放置例如金属物、磁铁和磁条卡等异物，

设备可能无法正常充电或可能过热。

**\*请勿咬或吸吮设备或电池，否则可能会损坏设备或导致爆炸或火灾。**

儿童或动物会因吞咽小零件而窒息。

如果儿童使用设备，请确保他们正确地使用设备。

**\*请勿将设备或随附的配件戳向眼睛、耳朵或嘴，否则会造成窒息或严重伤害。**

**\*请勿使用已损坏或泄漏的电池，如欲安全处置电池，请联系最近的授权服务中心。**

设备和部分配件（另售）含有磁铁。美国心脏协会和英国药品及保健品管理署同时警告，磁铁会影响 15cm 范围内的植入式起搏器、心律转变器、除颤器、胰岛素泵或其他电子医疗设备（统称“医疗设备”）操作。如果您是任一这些医疗设备的用户，则在咨询医生之前，请勿使用此设备和部分配件(另售)。

#### **注意**

**\*不遵守安全注意事项和规定会导致人身伤害或财产损失。**

**\*请勿在其他电子设备附近使用设备。**

大多数电子设备都使用无线电频率信号。您的设备可能会干扰其他电子设备。

带扬声器的设备特别容易受到干扰。

**\*请勿在医院、飞机或汽车等可能受无线电频率干扰的场合使用您的设备。**

如有可能，请在起搏器 15 cm 范围以外使用设备，以避免设备干扰起搏器。

为了尽量减少设备对心脏起搏器的干扰，请在与佩戴起搏器相反的身体一侧使用设备。

如果使用医疗设备，请在使用本设备之前联系医疗设备制造商，以确定该设备是否会受本设备所发出的无线电频率影响。

在飞机上，使用电子设备会干扰飞机的电子导航仪。遵守航空公司的规定和飞机机组人员的指示。如果允许使用设备，请始终使用飞行模式。

汽车的电子设备可能因设备的无线电干扰而出现故障。有关详细信息，请联系制造商。

**\*请勿将设备放在具有浓烟或浓雾的地方，否则可能会损坏设备的表面或导致设备故障。**

如果您使用助听器及植入耳蜗，请联系制造商了解有关无线电干扰的信息。

本设备发出的无线电频率可能会干扰某些助听器及植入耳蜗。使用本设备之前，请联系制造商，以确定该设备是否会受本设备所发出的无线电频率影响。

**\*请勿在发射无线电频率的设备或仪器（例如音响系统或无线电天线塔）附近使用设备，无线电频率可能会导致设备故障。**

**\*在可能发生爆炸的环境下关闭设备。**

在可能发生爆炸的环境下始终按照规定、指示和标志进行操作。

请勿在加油站或靠近易燃物品、化学制剂的地方和爆炸区域使用设备。

切勿在放有设备、设备零件或配件的箱子中存放或携带易燃液体、气体或易爆物品。

**\*如果设备有任何部件受损、冒烟，或散发出燃烧东西的味道，请立即停止使用设备。设备经水月雨服务中心维修后才能重新使用。**

碎玻璃可能伤害到您的手和脸。

如果设备冒烟或散发出燃烧东西的味道，可能会导致电池爆炸或燃烧。

**\*请遵守有关驾车时使用设备的所有安全警告和规定。**

**\*开车时，安全驾车是您的首要责任。如果法律禁止，请不要在驾车时使用设备。为了您和他人的安全，请依据安全警告和相关规定进行操作并记住以下提示：**

将设备放在容易拿取的位置。无需从道路移开视线即可拿取无线设备。

为避免造成危险，在交通拥堵或恶劣天气情况下（雨、雨夹雪、雪、冰）暂停通话。雨、雨夹雪、雪、冰和交通繁忙可造成危险。

请勿录制语音备忘录。在驾驶时录制语言备忘录会让您无法专心于安全驾驶这一首要责任。



根据交通情况，合理决定是否接听来电。在不前行时或交通堵塞时接听来电。尽量在停车后拨打电话。

- 请勿进行紧张或激动的交谈，以避免分心。请让通话对方知道您在驾车。

- 妥善保管和使用设备。

**\*保持设备干燥。**

- 湿气和液体会损坏设备部件或电路。

- 设备潮湿时请勿开机。如果设备已开机，请将其关闭（如果设备无法关机，请维持现状）。然后用毛巾擦干设备并联系当地水月雨服务中心。

- 本设备配备内置液体指示器。设备被水损坏会使制造商的保修失效。

**\*设备只能存放在平整的表面上，如果设备滑落，则会被损坏。**

- 设备可以在环境温度介于 0 °C 至 35 °C 之间的地方使用。您可以将设备存放在环境温度

介于 -20 °C至 50 °C 之间的地方。在建议的温度范围外使用或存放设备可能导致设备损坏或缩短电池寿命。

- 请勿在温度极高的区域存放设备，例如夏季的汽车内。否则可能会造成设备损坏或导致电池爆炸。

- 请勿将设备长时间暴露在阳光直射环境下，如放在汽车仪表板上。请勿将设备与金属物品，如硬币、钥匙和项链一同存放。

- 本设备可能会被刮花或发生故障。

- 如果电池触点与金属物品接触，则可能会导致火灾。

**\*请勿将设备存放在磁场附近。**

- 当暴露于磁场时，设备可能出现故障或电池可能放电。

- 磁条卡（包括信用卡、电话卡、银行存折及登机卡）可能会被磁场损坏。

- 设备过热时避免与其接触。否则可能造成低温烫伤、发红和皮肤色素沉着。

- 设备使用很长时间后，注意设备的发热情况，避免与皮肤接触过长时间。

- 请勿坐在设备上，或在设备充电或连接电源时长时间与皮肤直接接触。

- 耐高温性因人而异。儿童、老年人或有特殊情况的人群使用时，请格外注意。

**\*使用耳塞时保护听力和耳朵。**

- 过度接触强音会造成听力损伤。

- 行走时接触强音可能会分散您的注意力，从而造成事故。

- 始终把音量调低后再使用耳塞，并仅使用所需的最低音量来收听谈话或音乐。

- 如果耳塞上有异物，并且您长时间佩戴耳塞，可能会引起耳朵感染的情况。请保持耳塞干燥洁净。

- 在干燥环境中，耳塞内可能积聚静电。避免在干燥环境中使用此耳塞，或在使用耳塞之前触摸金属物体来释放静电。

- 请勿在驾车或骑马时使用耳机。否则可能会分散您的注意力并造成意外，视您所在的地区而定，这也可能属于非法行为。

**\*在行走或移动期间使用设备的注意事项：**

- 始终注意周围环境，以避免伤害自己或他人。

**\*请勿给设备上油漆或粘贴纸。**

- 如果对设备的漆或金属零件过敏，可能会引起皮肤瘙痒、湿疹或皮肤肿胀。当出现上述情况，请停止使用设备并咨询医生。

**\*小心安装设备 。**

·不可将设备和配件安放于气囊张开区域里或附近。如果设备放置不当，安全气囊迅速膨胀时，会导致严重伤害。

**\*请勿使设备滑落或对其造成碰撞**，设备可能会损坏或出现故障。

·如果将设备弯折或使其变形，可能会损坏设备或零件出现故障。

**\*确保电池和充电器达到最长使用寿命 。**

·如果长时间没有使用电池，电池可能会发生故障。

·设备长期放置不用会逐渐放电，使用前必须重新充电。

·设备闲置不用时，需断开电源。

·电池只能用于指定用途。

·遵照本说明书中的所有说明以确保设备和电池获得最长的使用寿命。因未能遵照警告和说明而造成的损坏或性能不佳，制造商将不予保修。

·设备可能会随着时间而磨损。尽管有些零件和维修在有效期可获得保修，但因使用未经认可的配件而造成的损坏或变形不属保修范畴。

**\*请勿拆卸、改装或修理设备 。**

·对设备的任意变动或改装将导致制造商对设备不予保修。如需维修，请联系当地水月雨服务中心。

·请勿拆卸或刺穿设备，因为这可能会导致爆炸或火灾。

·请勿拆卸或重复使用电池。

**\*清洁设备时，请注意下列事项：**

·使用柔软干燥的布擦拭设备，使用刷子或其他工具移除听筒上面的耳垢或脏污。

·用干燥的布清洁电池触点。

·请勿使用化学物质或清洁剂。否则可能会使设备的表面褪色或腐蚀，也可能导致电击或火灾。

·防止设备接触灰尘、汗水、墨水、油以及化学产品（例如化妆品、抗菌喷剂、洗手液、清洁剂和杀虫剂）。否则，设备的内外部件可能会受损，或会导致性能变差。如果设备接触了上述任何物质，请使用不脱毛的软布擦拭干净。

**\*请勿将设备用于指定用途之外的任何其他用途**，设备可能会发生故障。

·在公共场所使用设备时避免干扰他人。

**\*只允许具备相关资格的人员维修设备**，若由不具备相关资格的人员维修设备可能会造成设备损坏，并且不予保修。

**\*请勿散发受版权保护的内容 。**

·未经内容所有者许可，请勿分发受版权保护的材料。该行为违反版权法。制造商对用户受版权保护的内容进行的任何违法行为而导致的法律问题不负有任何责任。

**\*免责声明**

**\*通过本设备可用的所有内容和服务均属于第三方，并受版权、专利、商标和其它知识产权法的保护。**这种内容和服务只用于个人非商业性使用。在没有获得内容拥有者或服务提供商的许可时，您可能无法使用任何内容或服务。除上述限制之外，除非获得应用内容或服务提供商的明确许可，否则，通过本设备显示的任何内容或服务，您都可能无法修改、复制、重新发表、上传、邮寄、传输、翻译、销售、新建派生作品、开发或以任何方式分发。

**\*\*“第三方内容和服务“按原样”提供。**无论为任何目的，水月雨公司对提供的内容或服务不提供任何明示或暗示保证。水月雨公司明确声明，不承担任何隐含的保证，或通过法规、普通法或以其它方式【包括但不限于适销性或针对特定用途的适用性】认可的条款或条件。在任何情况下（包括疏忽），通过本设备提供的任何内容或服务，即使事先已被告知有发生这种损

害的可能性，无论是在合同或侵权、对任何直接、间接、意外、特别或相应损失或损害赔偿费用、律师费、各种开支或由此引起的任何其它损失或损害、或连接任何包含的信息、或由您或任何第三方使用任何内容或服务引起的结果，水月雨公司对其准确性、有效性、及时性、合法性或完整性都不提供保证。”

\*第三方服务可能在任何时间停止或中断，水月雨公司对任何内容或服务可使用的时间段不负任何责任或担保。内容和服务由第三方通过水月雨公司控制之外的网络和传输设备进行传输。除免责条款的一般性之外，水月雨还明确表示，对本设备适用的任何内容或服务的任何中断或延迟不承担任何责任或义务。

\*水月雨公司对涉及内容和服务的客户服务既无责任也无义务。任何与内容或服务相关的服务要求都应直接由内容和服务提供商负责。

## Security information

- Using the device in a rough manner may result in damage, explosion, or fire.
  - Avoid dropping or subjecting the equipment to strong impact, as this could lead to equipment or battery damage, abnormal functioning, or reduced service life. It may also cause overheating, burning, fire, or other hazards.
  - Handle and dispose of equipment and chargers with care, and do not throw them into the fire.
  - Keep batteries and equipment away from heating appliances such as microwaves, ovens, or radiators to prevent overheating and potential explosions.
  - When disposing of waste batteries or equipment, ensure compliance with local laws and regulations.
  - Refrain from squeezing or puncturing the equipment.
  - Avoid exposing the equipment to high external voltages, as this could result in internal short circuits and overheating.
  - Take measures to protect equipment, batteries, and chargers from damage.
  - Avoid exposing equipment and batteries to extreme temperatures, as this can lead to equipment damage, reduced charging capacity, and shortened service life.
  - Refrain from using data cables with peeling or damaged insulation, as well as damaged or malfunctioning chargers.
  - Do not store equipment near or inside water heaters, microwave ovens, hot cooking equipment, or high-pressure vessels, as this could lead to battery leakage, equipment overheating, and fire hazards.
  - Avoid using or storing the equipment in areas with high concentrations of dust or airborne particles.
- 
- Dust or foreign matter may lead to equipment failure, fire, or electric shock.
  - Keep the charger socket and the smaller end of the charger away from conductive materials such as liquid, dust, metal powder, or pencil lead.
  - Avoid touching the charger socket with sharp tools or hitting it, as conductive materials may cause short circuits or corrosion of contacts, leading to explosions or fires.

- When using the wireless charger, do not place foreign objects such as metal objects, magnets, or magnetic stripe cards between the device and the wireless charger, as this may result in improper charging or overheating.
- Refrain from biting or sucking on equipment or batteries to prevent damage, explosions, or fires. Children or animals may suffocate if they swallow small parts.
- If children use the equipment, ensure that they do so correctly.
- Do not poke the equipment or the attached accessories near the eyes, ears, or mouth, as this may cause suffocation or serious injury.
- Do not use damaged or leaking batteries. To dispose of batteries safely, please contact the customer service.
- Some equipment and accessories contain magnets. The American Heart Association and the British Drug and Health Products Administration have warned that magnets can affect the operation of implantable pacemakers, heart rate changers, defibrillators, insulin pumps, or other electronic medical devices (collectively referred to as "medical devices") within 15cm. If you use any of these medical devices, please refrain from using this device and some accessories until consulting your doctor.

\* Failure to follow safety precautions and regulations may result in personal injury or property damage.

\* Avoid using the equipment near other electronic devices, as most electronic devices use radio frequency signals and may be susceptible to interference.

\* Do not use the equipment in hospitals, airplanes, or automobiles where radio frequency interference may occur.

\* If possible, keep the equipment at least 15 cm away from pacemakers to minimize interference. If using medical equipment, consult the manufacturer to determine if it will be affected by the radio frequency emitted by this equipment.

\* When on a plane, electronic equipment may interfere with the plane's electronic navigation system. Always follow airline regulations and flight crew instructions. If allowed, use airplane mode.

\* The electronic equipment in your car may experience failure due to radio interference. Contact the manufacturer for more information.

- Do not place the equipment in an area with heavy smoke or fog, as it may lead to damage or failure of the equipment.

- If you use hearing aids or cochlear implants, please contact the manufacturer for information about potential radio interference. The radio frequency emitted by this equipment may interfere with some hearing aids and cochlear implants. Before using this equipment, please contact the manufacturer to determine whether it will be affected by the radio frequency emitted.

- Avoid using the equipment near other devices or instruments that emit radio frequency, such as sound systems or radio antenna towers, as it may cause equipment failure.

- Turn off the equipment in environments where an explosion may occur. Always adhere to regulations, instructions, and signage in such environments.

- Do not use the equipment at gas stations or near flammable substances, chemicals, or in areas where an explosion may occur.

- Do not store or carry flammable liquids, gases, or explosives in boxes containing equipment, equipment parts, or accessories.
- If any part of the equipment is damaged, smoking, or emits the smell of burning, please stop using the equipment immediately. It can only be reused after being repaired by the MOONDROP Service Center.

- Broken glass can cause injury to your hands and face.

- If the equipment smokes or emits the smell of burning, it may cause the battery to explode or catch fire.

\* Please adhere to all safety warnings and regulations regarding the use of equipment while driving. When driving, your primary responsibility is to drive safely. If it is prohibited by law, please do not use the equipment while driving. For the safety of yourself and others, please follow the safety warnings and relevant regulations and remember the following tips:

1. Place the equipment in an easily accessible position. You can use wireless devices without taking your eyes off the road.
2. Suspend calls during traffic jams or bad weather (rain, sleet, snow, ice). Rain, sleet, snow, ice, and heavy traffic can be dangerous.
3. Do not record voice memos. Recording voice memos while driving will distract you from your primary responsibility to drive safely.
4. Based on the traffic situation, decide whether to answer the call reasonably. Answer incoming calls when you are not moving or in traffic jams. Try to make a phone call after parking.
5. Please avoid talking nervously or excitedly to prevent distraction. Let the caller know that you are driving.

- Ensure proper maintenance and use of the equipment. Keep the equipment dry as wet steam and liquid can damage equipment components or circuits.

- Do not turn on the machine when the equipment is wet. If the device is turned on, please turn it off. If the device cannot be turned off, keep it in its current state. Then dry the equipment with a towel and contact the seller or Customer Service Center.

- This equipment comes with a built-in liquid indicator. Water damage will void the manufacturer's warranty.

- The equipment should only be stored on a flat surface to avoid damage from drops.

- The equipment can be used in ambient temperatures ranging from 0°C to 35°C, and can be stored in temperatures between -20°C and 50°C. Using or storing the equipment outside these temperature ranges may cause damage or shorten battery life.

- Avoid storing the equipment in extremely hot areas, such as cars in summer, to prevent damage or battery explosions.

- Prolonged exposure to direct sunlight, such as on a car's dashboard, or storage with metal objects like coins, keys, and necklaces, may cause scratches or damage to the equipment.

- Contact between the battery contacts and metal objects may lead to fire.
- Keep the equipment away from magnetic fields, as exposure may cause malfunctioning or battery discharge. Magnetic stripe cards (e.g., credit cards, telephone cards, bankbooks, and boarding cards) may also be damaged by magnetic fields.
- Avoid direct contact with the equipment when it is overheated to prevent cryogenic burns, redness, and skin pigmentation.
- After extended use, be mindful of the equipment's temperature to prevent prolonged skin contact.
- Avoid sitting on the equipment or having prolonged skin contact when it is charging or connected to a power supply.

Please pay special attention when children, the elderly, or people with special circumstances use this equipment.

- Protect your hearing and ears when using earplugs. Excessive exposure to loud sounds can cause hearing damage.
- Exposure to loud sound while walking may distract your attention and cause an accident.
- Always turn down the volume before using earplugs, and only use the lowest volume required to listen to a conversation or music.
- If there are foreign objects on earplugs, and you wear earplugs for a long time, it may cause an ear infection. Please keep the earplugs dry and clean.
- In a dry environment, static electricity may accumulate in earplugs. Avoid using the earplug in a dry environment, or touching a metal object to discharge static electricity before using the earplug.
- Do not use headphones while driving or riding. Otherwise, it may distract your attention and cause accidents. Depending on your area, it may also be illegal.
- Precautions for using equipment during walking or moving: Always pay attention to the surrounding environment to avoid hurting yourself or others.
- Do not paint or paste paper on the equipment.
- If you are allergic to the paint or metal parts of the equipment, it may cause itching, eczema, or swelling of the skin. When this happens, please stop using the equipment and consult a doctor.
- Install the equipment carefully.

- Do not place equipment and accessories in or near the airbag deployment area. Improper placement may result in serious injury when the airbag expands rapidly.
- Avoid dropping the equipment or causing collisions to prevent damage or malfunction.
- If the equipment becomes bent or deformed, it may damage the equipment or cause parts to malfunction.
- Ensure that the battery and charger reach their maximum service life. If the battery is left unused for a long time, it may fail.
- The equipment will gradually discharge after being left unused for a long time and must be recharged before use.
- It is necessary to disconnect the power supply if you don't use it for a long time.
- The battery should only be used for its specified purpose.

- Follow all instructions in this manual to ensure the longest service life of the equipment and battery. The manufacturer will not guarantee damage or poor performance caused by failure to follow the warnings and instructions.
- Equipment may wear out over time. While some parts and repairs are guaranteed during the validity period, damage or deformation caused by the use of unapproved accessories is not covered by the warranty.
- Do not disassemble, modify, or repair the equipment as this will void the manufacturer's guarantee. For maintenance, please contact the seller or MOONDROP service center.
- Avoid disassembling or puncturing the equipment, as it may cause explosion or fire.
- Do not disassemble or reuse the battery.
- When cleaning the equipment:
  1. Wipe the equipment with a soft, dry cloth, and use a brush or other tools to remove earwax or dirt from the receiver.
  2. Clean the battery contacts with a dry cloth.
  3. Do not use chemicals or cleaning agents as they may cause the surface to fade or corrode and could lead to electric shock or fire.
  4. Protect the equipment from dust, sweat, ink, oil, and chemical products (such as cosmetics, antibacterial sprays, hand sanitizers, detergents, and pesticides) as they may damage the internal and external components or cause the performance to deteriorate. If the equipment comes into contact with any of the above substances, please wipe it clean with a soft, non-shedding cloth.
- Use the equipment only for its specified purpose to prevent breakdowns.
- Refrain from using equipment in public places in a way that may disturb others.
- Only allow qualified personnel to repair the equipment. Unauthorized repairs may void the warranty and cause damage.
- Do not distribute copyrighted content without the permission of the owner. This is a violation of copyright law.
- The manufacturer is not liable for any legal issues arising from users' distribution of copyrighted materials without permission.

#### Disclaimer

\* All contents and services available through this equipment belong to third parties and are protected by copyright, patents, trademarks, and other intellectual property laws. This content and service are intended for personal, non-commercial use only. You may not use any content or service without the permission of the content owner or service provider. Additionally, you may not modify, copy, republish, upload, transmit, translate, sell, create new derivative works, develop, or distribute in any way any content or service displayed through this device without the explicit permission of the application content or service provider.

\* Third-party content and services are provided. MOONDROP does not provide any express or implied guarantee for the content or service provided, regardless of the purpose. MOONDROP expressly declares that it does not undertake any implied warranty or terms

or conditions recognized by laws, common law, or other means (including but not limited to merchantability or fitness for a specific purpose). Under any circumstances (including negligence), MOONDROP is not liable for any direct, indirect, incidental, special, or consequential loss or damage, attorney's fees, various expenses, or any other loss or damage caused by any content or service provided through this equipment, even if the possibility of such damage has been informed in advance, whether in contract or tort, or arising from any contained information or the result of your or any third party's use of any content or service.

\* Third-party services may be stopped or interrupted at any time, and MOONDROP is not responsible or guaranteeing the availability of any content or service. The content and services are provided by third parties through networks and transmission equipment that are beyond the control of MOONDROP. In addition to the general exemption clause, MOONDROP also clearly states that it will not bear any responsibility or obligation for any interruption or delay of any content or service applicable to this equipment.

\* MOONDROP is not responsible for customer service related to content and service. Any service requirements related to content or service shall be the direct responsibility of the content and service provider.



**FCC Warning:**

This equipment has been tested and found to comply with the limits for a Class B digital device, pursuant to part 15 of the FCC Rules. These limits are designed to provide reasonable protection against harmful interference in a residential installation. This equipment generates, uses and can radiate radio frequency energy and, if not installed and used in accordance with the instructions, may cause harmful interference to radio communications. However, there is no guarantee that interference will not occur in a particular installation. If this equipment does cause harmful interference to radio or television reception, which can be determined by turning the equipment off and on, the user is encouraged to try to correct the interference by one or more of the following measures:

- Reorient or relocate the receiving antenna.
- Increase the separation between the equipment and receiver.
- Connect the equipment into an outlet on a circuit different from that to which the receiver is connected.
- Consult the dealer or an experienced radio/TV technician for help.

**Caution:** Any changes or modifications to this device not explicitly approved by manufacturer could void your authority to operate this equipment.

This device complies with part 15 of the FCC Rules. Operation is subject to the following two conditions:

(1) This device may not cause harmful interference, and (2) this device must accept any interference received, including interference that may cause undesired operation.

This equipment complies with FCC radiation exposure limits set forth for an uncontrolled environment. This equipment should be installed and operated with minimum distance 0cm between the radiator and your body.