



WiFi Module User Manual

Note: All the pictures in this manual are for reference only, subject to our available products.

◆ Safety Warning

Before using and operating this device, please read thoroughly and comply with the following precautions in order to prevent accidents or inaccurate operations.

★ Placement

DO NOT charge or use the device in dusty or wet conditions, to prevent internal circuit failure.

Keep the device away from heat sources such as an electric heater.

Normal operating temperature is 0–40℃, normal operating humidity is 10%–90%RH.

★ Children Safety

The product and accessories may contain some small-part. Please place them beyond the reach of children in avoidance of swallowing danger.

★ Water Precaution

The product is not waterproof, please keep it dry.

★ Maintenance

When the equipment is damaged, please do not disassemble it for repair without permission, please call customer service to report for repair.

Please contact professional service personnel for maintenance services.

DO NOT insert any sharp or pointed object into the device.

Prevent the device from falls and collisions with other objects, which may cause damages.

◆ Statement

Intellectual property right statement: The hardware design and software of this product are covered by the patents. Anyone who reproduces this product or the content of the instruction without the authorization of the Company shall assume legal liabilities.

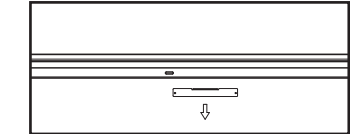
This manual is for reference only, and the actual function of the final product is subject to the actual function of the product received by the customer.

The picture is for reference only, please refer to the actual product. The company reserves the right to improve and change the appearance and design of the product without notice.

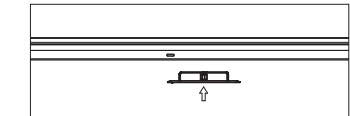
1. Installation Procedure

⚠ Warning: Please make sure the power cord of the Interactive Flat Panel (IFP) is disconnected before installation.

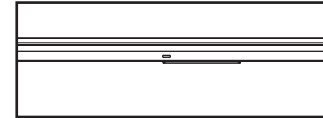
1) Take off the Cover.



2) Insert the WiFi module fully into the IFP along the direction of the arrow.



3) Complete assembly.



Note: This WiFi module only works for the IFP by plugging it into the above slot.


2. Function

After completing the installation, turn on the IFP, and the WIFI module will run automatically.

1) Click "Settings" on the screen.

2) Click "Wireless network", you can turn on/off the Wi-Fi.

3) Click the icon "📶", enter the following the Wireless hotspot setting interface.



◆ Federal Communication Commission Interference Statement

This equipment has been tested and found to comply with the limits for a Class B digital device, pursuant to Part 15 of the FCC Rules. These limits are designed to provide reasonable protection against harmful interference in a residential installation. This equipment generates, uses, and can radiate radio frequency energy and, if not installed and used in accordance with the instructions, may cause harmful interference to radio communications. However, there is no guarantee that interference will not occur in a particular installation. If this equipment does cause harmful interference to radio or television reception, which can be determined by turning the equipment off and on, the user is encouraged to try to correct the interference by one or more of the following measures:

- Reorient or relocate the receiving antenna.
- Increase the separation between the equipment and receiver.
- Connect the equipment into an outlet on a circuit different from that to which the receiver is connected.
- Consult the dealer or an experienced radio/TV technician for help.

◆ FCC Caution:

This device complies with Part 15 of the FCC Rules. Operation is subject to the following two conditions:

- (1) This device may not cause harmful interference, and
- (2) this device must accept any interference received, including interference that may cause undesired operation.

Caution: The user is cautioned that changes or modifications not expressly approved by the party responsible for compliance could void the user's authority to operate the equipment.

This equipment complies with FCC radiation exposure limits set forth for an uncontrolled environment. This equipment should be installed and operated with a minimum distance of 20cm between the radiator and any part of your body.

◆ Non-modification Statement:

Changes or modifications not expressly approved by the party responsible for compliance could void the user's authority to operate the equipment.

◆ IC Radiation Exposure Statement for Canada

This device contains licence-exempt transmitter(s)/receiver(s) that comply with Innovation, Science and Economic Development Canada's licence-exempt RSS(s). Operation is subject to the following two conditions:

1. This device may not cause interference.
2. This device must accept any interference, including interference that may cause undesired operation of the device.

L'émetteur/récepteur exempt de licence contenu dans le présent appareil est conforme aux CNR d'Innovation, Sciences et Développement économique Canada applicables aux appareils radio exempts de licence. L'exploitation est autorisée aux deux conditions suivantes :

1. L'appareil ne doit pas produire de brouillage;
2. L'appareil doit accepter tout brouillage radioélectrique subi, même si le brouillage est susceptible d'en compromettre le fonctionnement.

This equipment complies with ICSED RSS-102 radiation exposure limits set forth for an uncontrolled environment. This equipment should be installed and operated with a minimum distance of 20cm between the radiator and any part of your body.

Pour se conformer aux exigences de conformité CNR 102 RF exposition, une distance de séparation d'au moins 20 cm doit être maintenue entre l'antenne de cet appareil et toutes les personnes.

The device for operation in the band 5150 – 5250 MHz is only for indoor use to reduce the potential for harmful interference to co-channel mobile satellite systems

Les dispositifs fonctionnant dans la bande de 5 150 à 5 250 MHz sont réservés uniquement pour une utilisation à l'intérieur afin de réduire les risques de brouillage préjudiciable aux systèmes de satellites mobiles utilisant les mêmes canaux.

This device is designed for use in flat panel displays operating at least 20cm from persons and Indoor use only.

◆ RF & Power

Frequency Range	Output Power (Max.)
2.4GHz	XX dBm
5GHz	XX dBm

Hereby, Guangzhou Shirui Electronics Co., Ltd. declares that the radio equipment type SI07B is in compliance with Directive 2014/53/EU.

The full text of the EU declaration of conformity is available at the following internet address: www.maxhub.com.



This symbol, affixed to the product or its packaging, indicates that the product must not be processed with household waste. It must be brought to an electric and electronic waste collection point for recycling and disposal. By the appropriate disposal of this product you also help in preventing potentially negative consequences for the environment and human health. The recycling of materials helps preserve our natural resources. For further information regarding the recycling of this product, please contact your municipality, local waste disposal center or the store where the product was purchased.