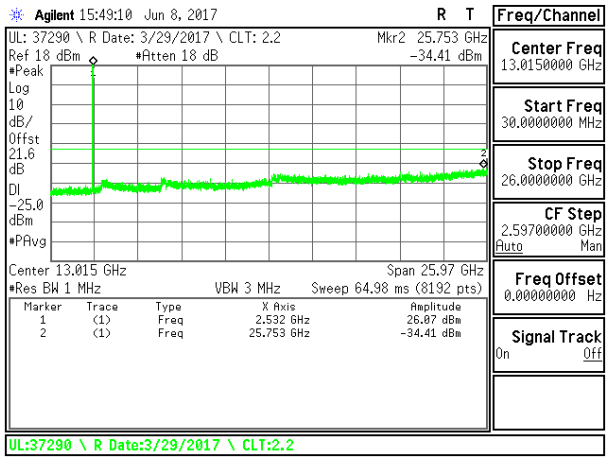

LTE B7 5MHz QPSK Middle Channel

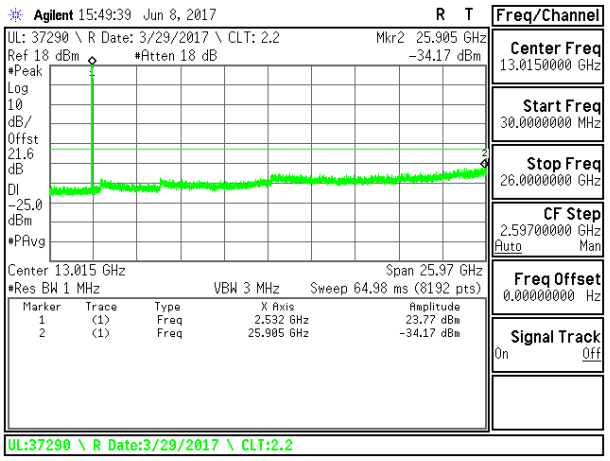

LTE B7 5MHz 16QAM Middle Channel

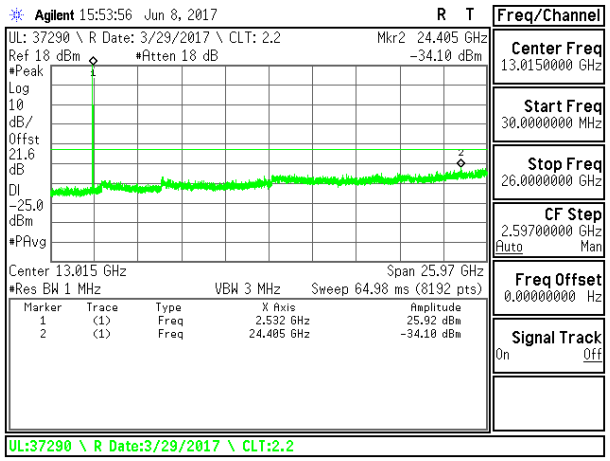

LTE B7 10MHz QPSK Middle Channel

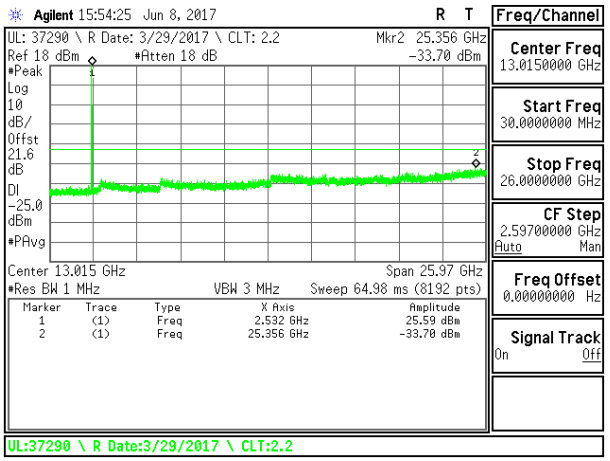

LTE B7 10MHz 16QAM Middle Channel

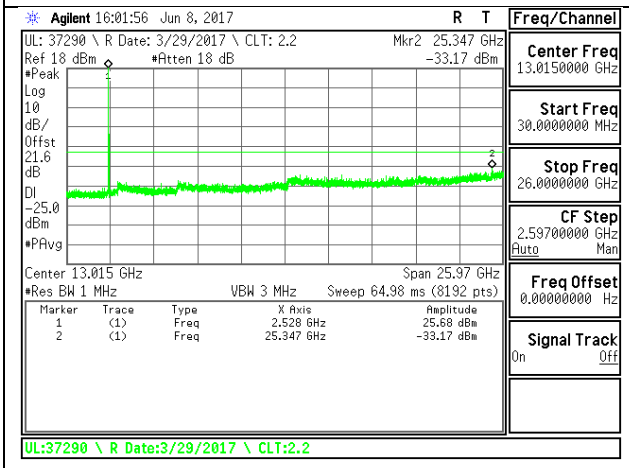

LTE B7 15MHz QPSK Middle Channel

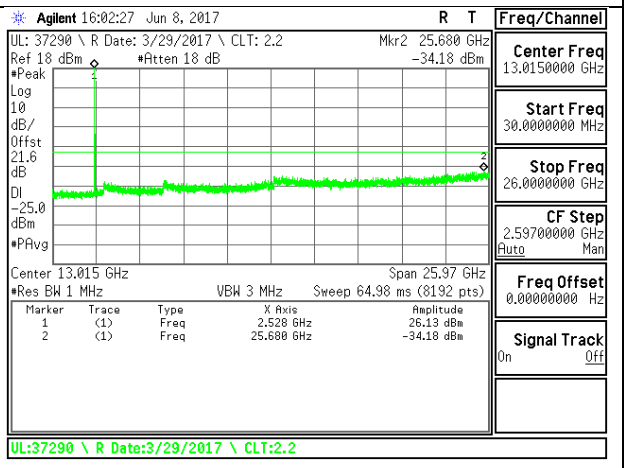

LTE B7 15MHz 16QAM Middle Channel

This report shall not be reproduced except in full, without the written approval of UL Verification Services Inc.

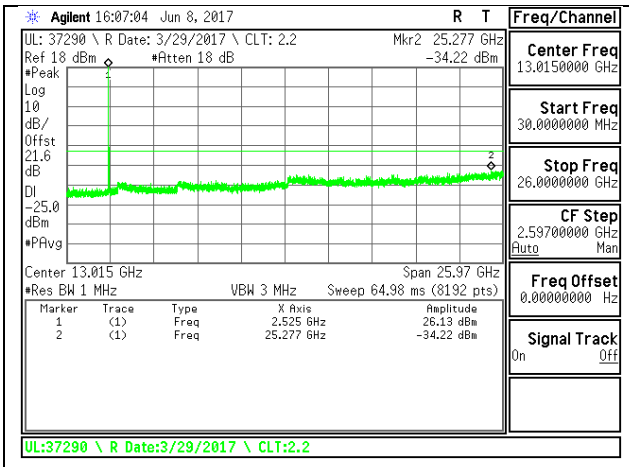

LTE B7 20MHz QPSK Middle Channel

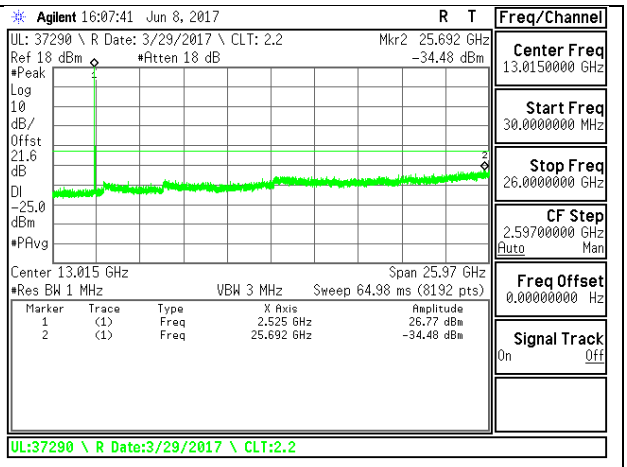

LTE B7 20MHz 16QAM Middle Channel

UL VERIFICATION SERVICES INC. FORM NO: CCSUP4701H
47173 BENICIA STREET, FREMONT, CA 94538, USA TEL: (510) 771-1000 FAX: (510) 661-0888

This report shall not be reproduced except in full, without the written approval of UL Verification Services Inc.

LTE Band 12

Band	BW (MHz)	Mode	f (MHz)	Spur (dBm)	Spec (dBm)	
LTE12	1.4	16QAM	699.7	-33.86	-13	-20.86
			707.5	-33.49	-13	-20.49
			715.3	-33.46	-13	-20.46
		QPSK	699.7	-32.96	-13	-19.96
			707.5	-34.12	-13	-21.12
			715.3	-33.92	-13	-20.92
	3	QPSK	700.5	-33.59	-13	-20.59
			707.5	-32.14	-13	-19.14
			714.5	-33.66	-13	-20.66
		16QAM	700.5	-32.36	-13	-19.36
			707.5	-32.88	-13	-19.88
			714.5	-32.07	-13	-19.07
	5	QPSK	701.5	-33.32	-13	-20.32
			707.5	-32.35	-13	-19.35
			713.5	-32.79	-13	-19.79
		16QAM	701.5	-33.85	-13	-20.85
			707.5	-33.07	-13	-20.07
			713.5	-33.12	-13	-20.12
	10	QPSK	704	-33.92	-13	-20.92
			707.5	-32.86	-13	-19.86
			711	-33.85	-13	-20.85
		16QAM	704	-33.65	-13	-20.65
			707.5	-33.93	-13	-20.93
			711	-32.76	-13	-19.76

UL VERIFICATION SERVICES INC. FORM NO: CCSUP4701H
47173 BENICIA STREET, FREMONT, CA 94538, USA TEL: (510) 771-1000 FAX: (510) 661-0888
This report shall not be reproduced except in full, without the written approval of UL Verification Services Inc.

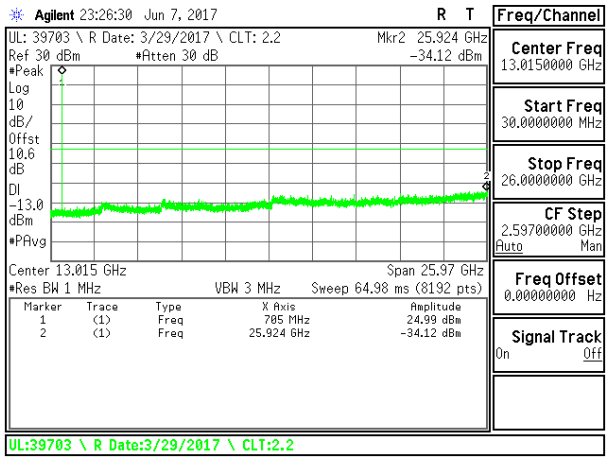

LTE B12 1.4MHz QPSK Middle Channel

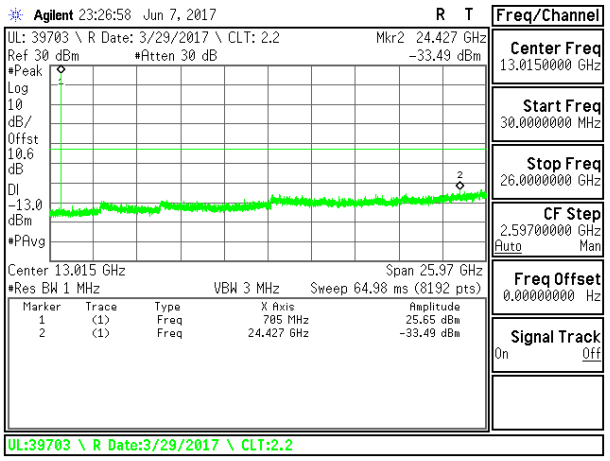

LTE B12 1.4MHz 16QAM Middle Channel

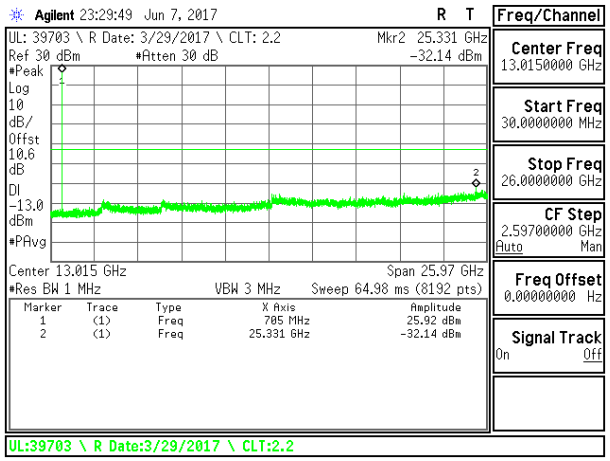

LTE B12 3MHz QPSK Middle Channel

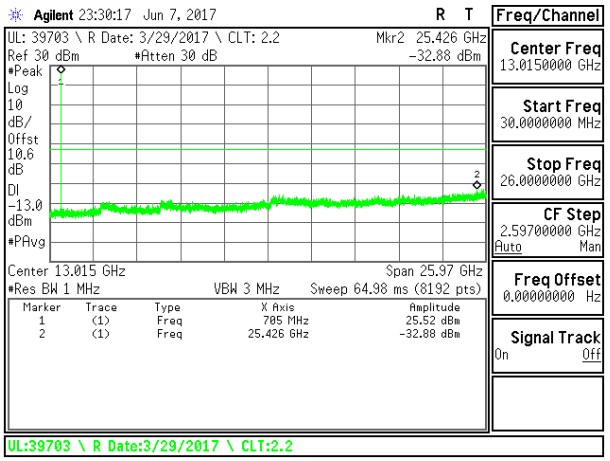

LTE B12 3MHz 16QAM Middle Channel

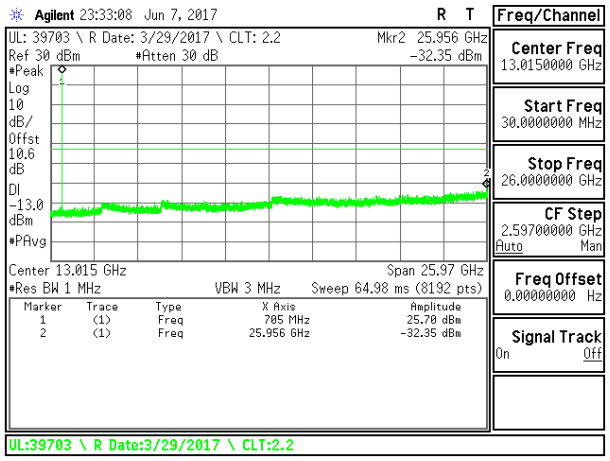

LTE B12 5MHz QPSK Middle Channel

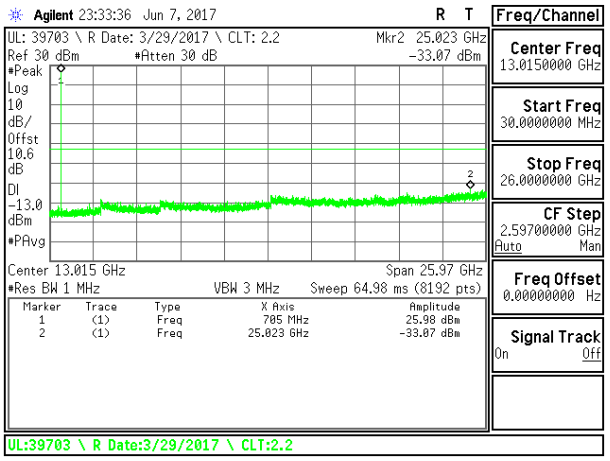

LTE B12 5MHz 16QAM Middle Channel

This report shall not be reproduced except in full, without the written approval of UL Verification Services Inc.

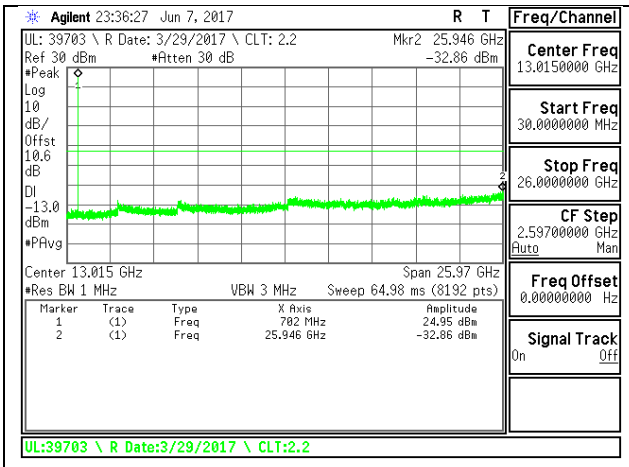

LTE B12 10MHz QPSK Middle Channel

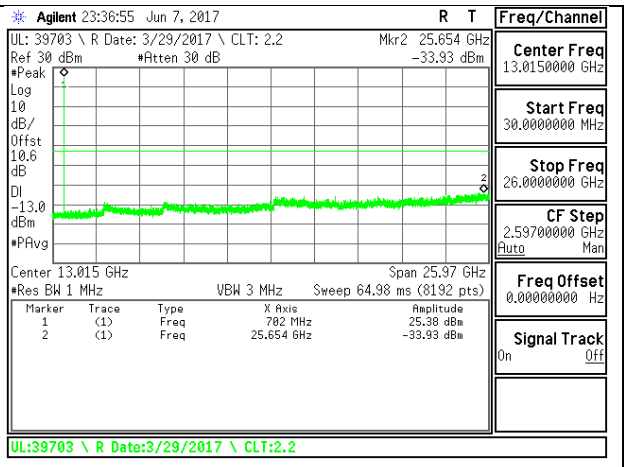

LTE B12 10MHz 16QAM Middle Channel

This report shall not be reproduced except in full, without the written approval of UL Verification Services Inc.

LTE Band 13

Band	BW (MHz)	Mode	f (MHz)	Spur (dBm)	Spec (dBm)	Delta (dB)
LTE13	5	QPSK	779.5	-33.8	-13	-20.8
			782	-33.65	-13	-20.65
			784.5	-33.68	-13	-20.68
		16QAM	779.5	-33.22	-13	-20.22
			782	-33.68	-13	-20.68
			784.5	-32.78	-13	-19.78
	10	QPSK	782	-32.59	-13	-19.59
			782	-33.9	-13	-20.9
			782	-33.28	-13	-20.28
		16QAM	782	-33.68	-13	-20.68
			782	-33.58	-13	-20.58
			782	-33.33	-13	-20.33

UL VERIFICATION SERVICES INC. FORM NO: CCSUP4701H
47173 BENICIA STREET, FREMONT, CA 94538, USA TEL: (510) 771-1000 FAX: (510) 661-0888
This report shall not be reproduced except in full, without the written approval of UL Verification Services Inc.

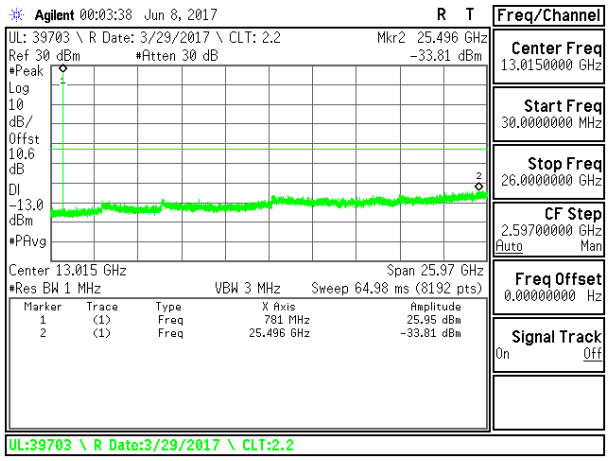

LTE B13 5MHz QPSK Middle Channel

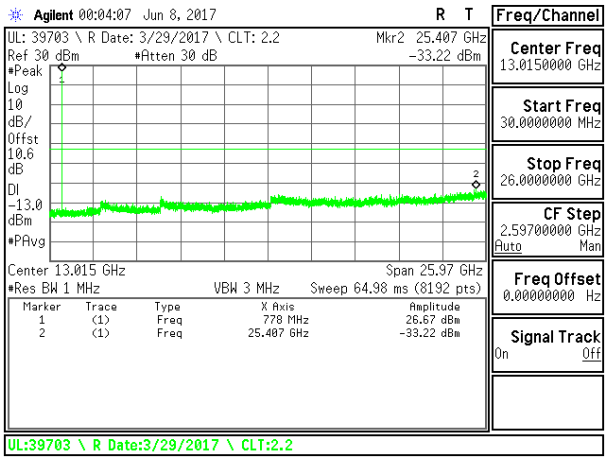

LTE B13 5MHz 16QAM Middle Channel

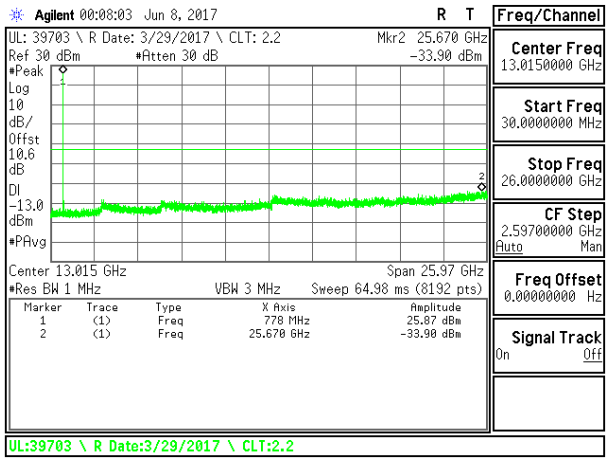

LTE B13 10MHz QPSK Middle Channel

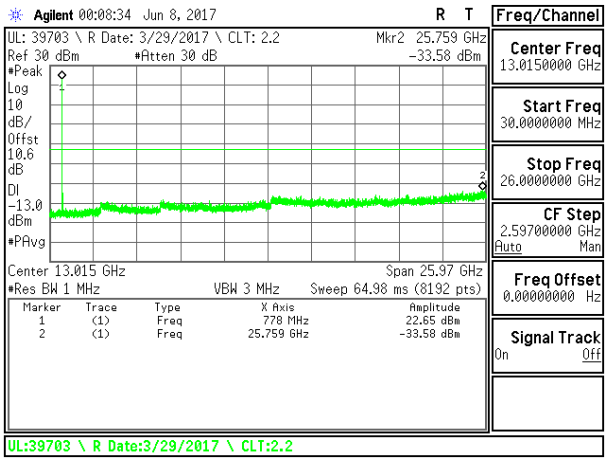

LTE B13 10MHz 16QAM Middle Channel

This report shall not be reproduced except in full, without the written approval of UL Verification Services Inc.

LTE Band 25

Band	BW (MHz)	Mode	f (MHz)	Spur (dBm)	Spec (dBm)	Delta (dB)
LTE25	1.4	QPSK	1850.7	-32.28	-13	-19.28
			1882.5	-32.93	-13	-19.93
			1914.3	-31.88	-13	-18.88
		16QAM	1850.7	-33.2	-13	-20.2
			1882.5	-32.73	-13	-19.73
			1914.3	-32.63	-13	-19.63
	3	QPSK	1851.5	-33.07	-13	-20.07
			1882.5	-32.64	-13	-19.64
			1913.5	-31.94	-13	-18.94
		16QAM	1851.5	-32.41	-13	-19.41
			1882.5	-32.11	-13	-19.11
			1913.5	-32.89	-13	-19.89
	5	QPSK	1852.5	-33	-13	-20.0
			1882.5	-32.94	-13	-19.94
			1912.5	-31.56	-13	-18.56
		16QAM	1852.5	-32.88	-13	-19.88
			1882.5	-33.31	-13	-20.31
			1912.5	-33.26	-13	-20.26
	10	QPSK	1855	-33.25	-13	-20.25
			1882.5	-32.93	-13	-19.93
			1910	-32.51	-13	-19.51
		16QAM	1855	-32.74	-13	-19.74
			1882.5	-32.81	-13	-19.81
			1910	-33.18	-13	-20.18

UL VERIFICATION SERVICES INC. FORM NO: CCSUP4701H
47173 BENICIA STREET, FREMONT, CA 94538, USA TEL: (510) 771-1000 FAX: (510) 661-0888
This report shall not be reproduced except in full, without the written approval of UL Verification Services Inc.

Band	BW (MHz)	Mode	f (MHz)	Spur (dBm)	Spec (dBm)	Delta (dB)
LTE25	15	QPSK	1857.5	-32.88	-13	-19.88
			1882.5	-33.13	-13	-20.13
			1907.5	-32.23	-13	-19.23
		16QAM	1857.5	-32.68	-13	-19.68
			1882.5	-32.78	-13	-19.78
			1907.5	-32.79	-13	-19.79
	20	QPSK	1860	-32.59	-13	-19.59
			1882.5	-32.02	-13	-19.02
			1905	-33.02	-13	-20.02
		16QAM	1860	-32.7	-13	-19.7
			1882.5	-32.8	-13	-19.8
			1905	-33.11	-13	-20.11

UL VERIFICATION SERVICES INC. FORM NO: CCSUP4701H
47173 BENICIA STREET, FREMONT, CA 94538, USA TEL: (510) 771-1000 FAX: (510) 661-0888
This report shall not be reproduced except in full, without the written approval of UL Verification Services Inc.

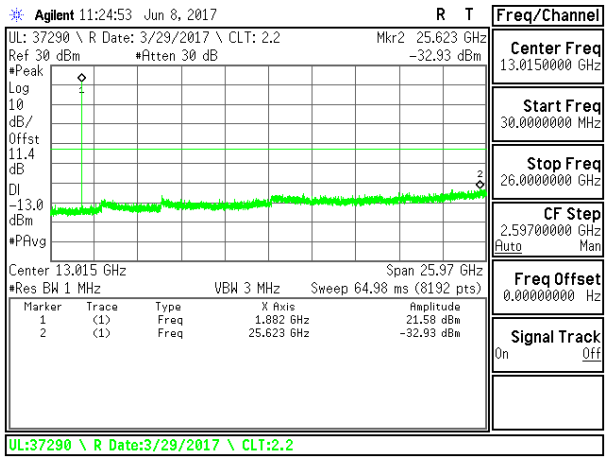

LTE B25 1.4MHz QPSK Middle Channel

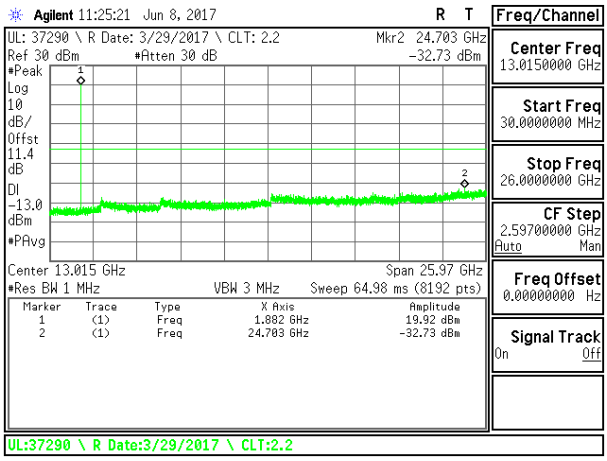

LTE B25 1.4MHz 16QAM Middle Channel

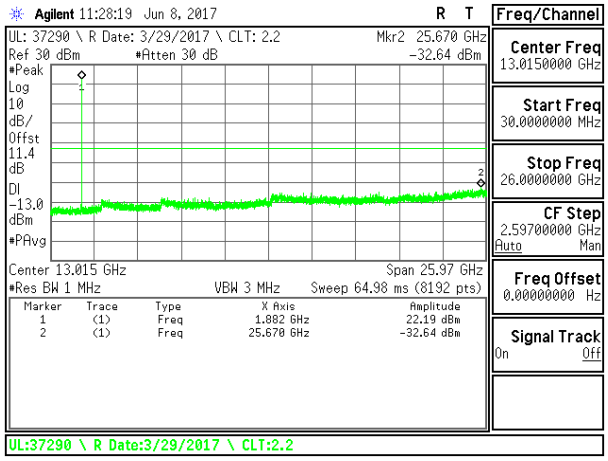

LTE B25 3MHz QPSK Middle Channel

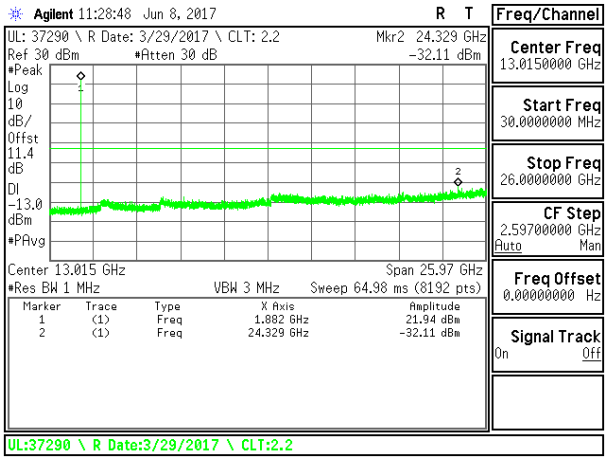

LTE B25 3MHz 16QAM Middle Channel

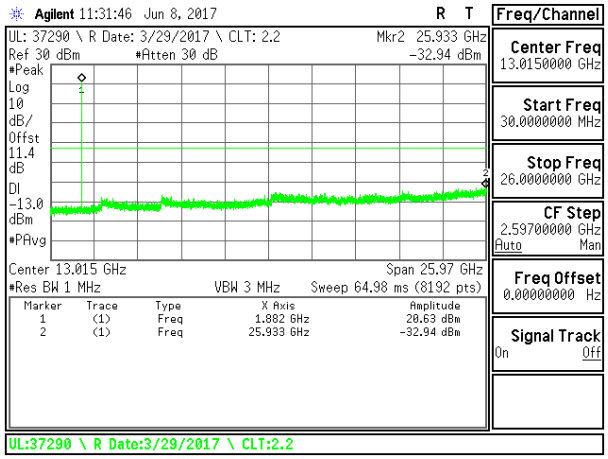

LTE B25 5MHz QPSK Middle Channel

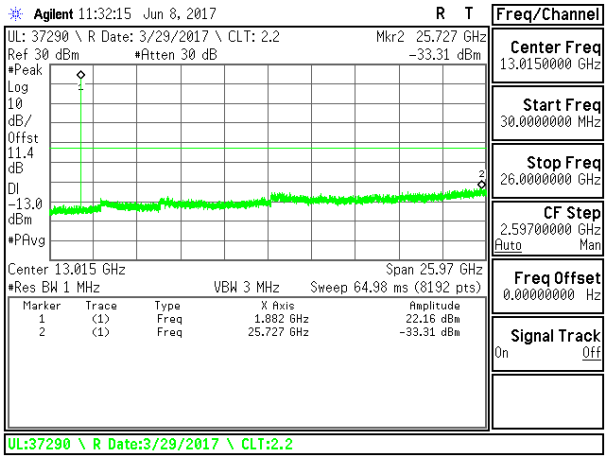

LTE B25 5MHz 16QAM Middle Channel

UL VERIFICATION SERVICES INC. FORM NO: CCSUP4701H
47173 BENICIA STREET, FREMONT, CA 94538, USA TEL: (510) 771-1000 FAX: (510) 661-0888

This report shall not be reproduced except in full, without the written approval of UL Verification Services Inc.

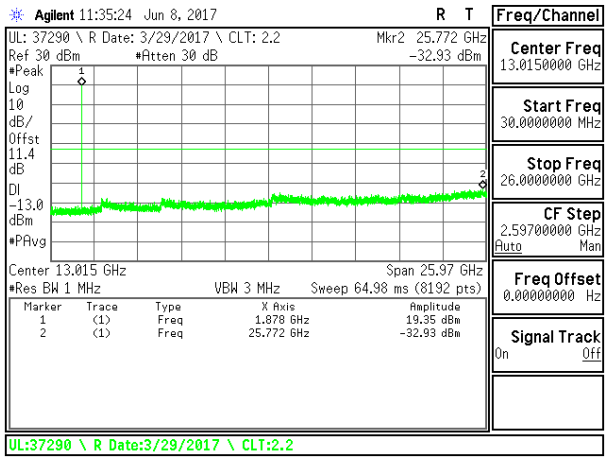

LTE B25 10MHz QPSK Middle Channel

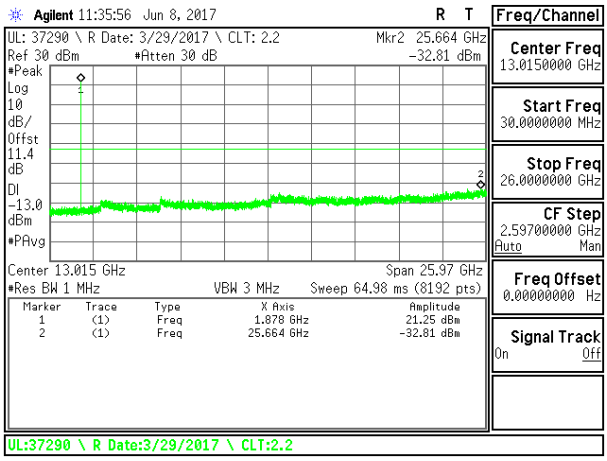

LTE B25 10MHz 16QAM Middle Channel

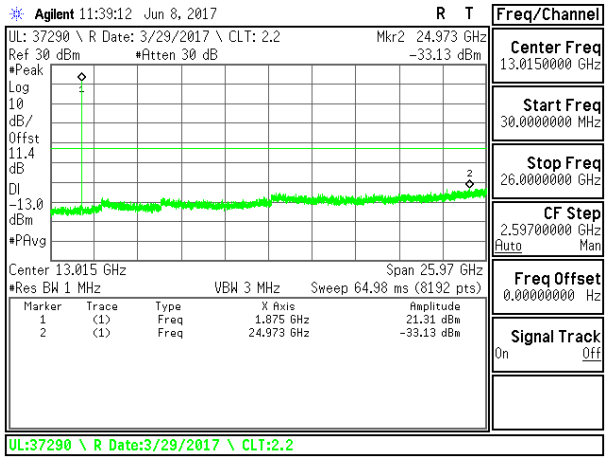

LTE B25 15MHz QPSK Middle Channel

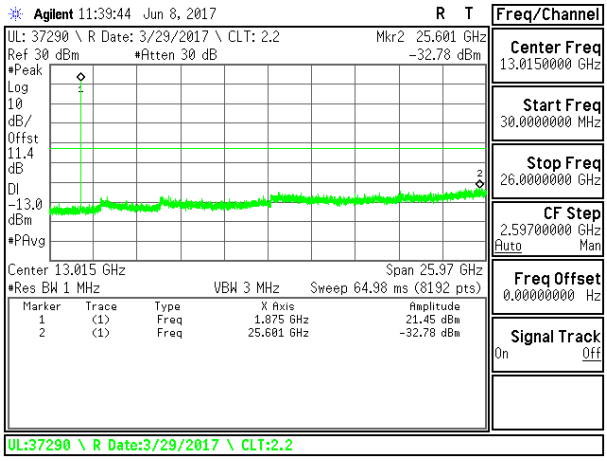

LTE B25 15MHz 16QAM Middle Channel

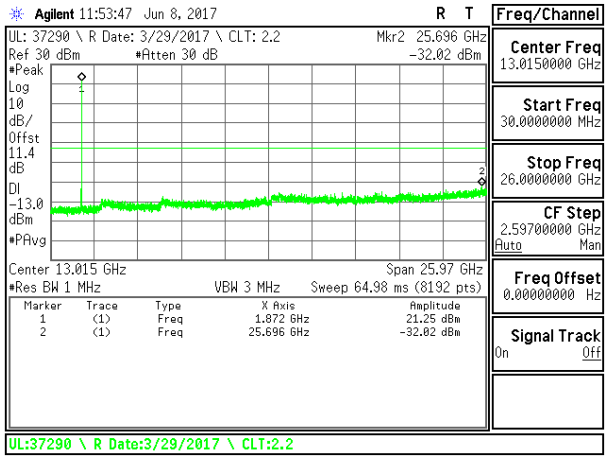

LTE B25 20MHz QPSK Middle Channel

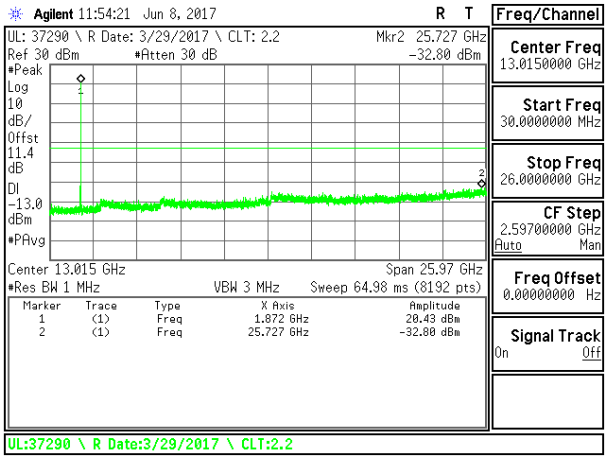

LTE B25 20MHz 16QAM Middle Channel

UL VERIFICATION SERVICES INC. FORM NO: CCSUP4701H
47173 BENICIA STREET, FREMONT, CA 94538, USA TEL: (510) 771-1000 FAX: (510) 661-0888

This report shall not be reproduced except in full, without the written approval of UL Verification Services Inc.

LTE Band 26

Band	BW (MHz)	Mode	f (MHz)	Spur (dBm)	Spec (dBm)	Delta (dB)
LTE26	1.4	QPSK	814.7	-26.92	-13	-13.92
			831.5	-27.08	-13	-14.08
			848.3	-28.13	-13	-15.13
		16QAM	814.7	-27.72	-13	-14.72
			831.5	-27.58	-13	-14.58
			848.3	-27.4	-13	-14.4
	3	QPSK	815.5	-27.6	-13	-14.6
			831.5	-25.9	-13	-12.9
			847.5	-27.7	-13	-14.7
		16QAM	815.5	-27.16	-13	-14.16
			831.5	-28.06	-13	-15.06
			847.5	-27.76	-13	-14.76
	5	QPSK	816.5	-27.46	-13	-14.46
			831.5	-27.07	-13	-14.07
			846.5	-26.92	-13	-13.92
		16QAM	816.5	-27.76	-13	-14.76
			831.5	-27.7	-13	-14.7
			846.5	-27.38	-13	-14.38
	10	QPSK	816.5	-27.46	-13	-14.46
			831.5	-27.07	-13	-14.07
			846.5	-26.92	-13	-13.92
		16QAM	819	-26.96	-13	-13.96
			831.5	-27.77	-13	-14.77
			844	-27.64	-13	-14.64
	15	QPSK	831.5	-26.5	-13	-13.5
			836.5	-27.35	-13	-14.35
			841.5	-27.75	-13	-14.75
		16QAM	831.5	-27.08	-13	-14.08
			836.5	-26.94	-13	-13.94
			841.5	-27.95	-13	-14.95

UL VERIFICATION SERVICES INC. FORM NO: CCSUP4701H
47173 BENICIA STREET, FREMONT, CA 94538, USA TEL: (510) 771-1000 FAX: (510) 661-0888
This report shall not be reproduced except in full, without the written approval of UL Verification Services Inc.

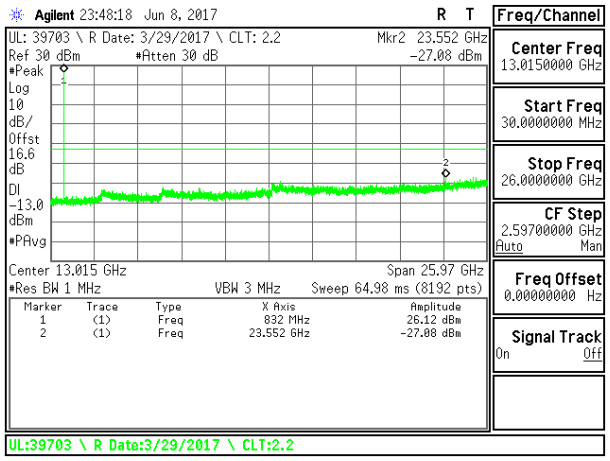

LTE B26 1.4MHz QPSK Middle Channel

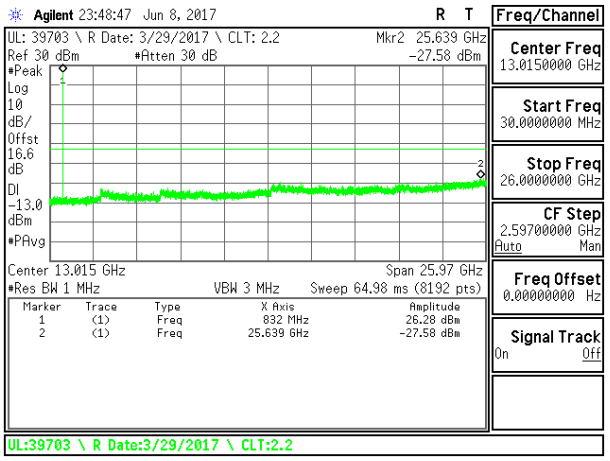

LTE B26 1.4MHz 16QAM Middle Channel

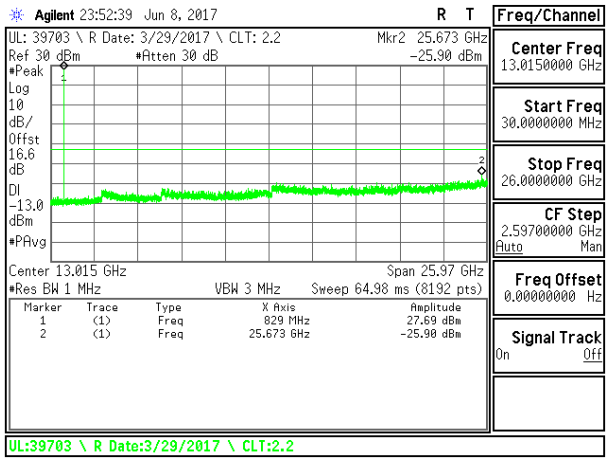

LTE B26 3MHz QPSK Middle Channel

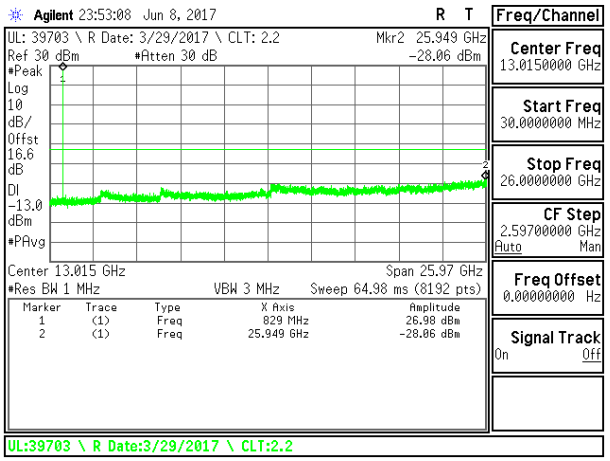

LTE B26 3MHz 16QAM Middle Channel

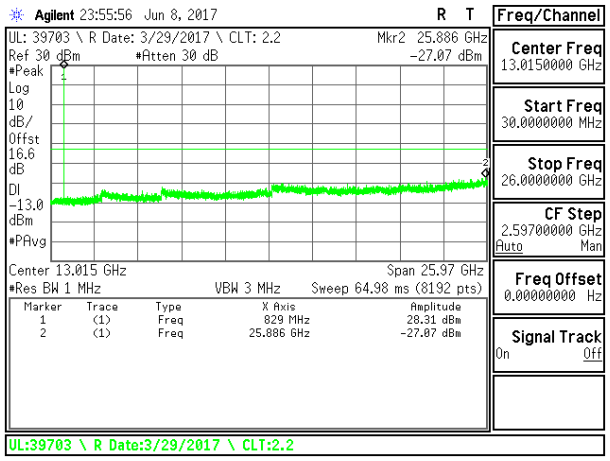

LTE B26 5MHz QPSK Middle Channel

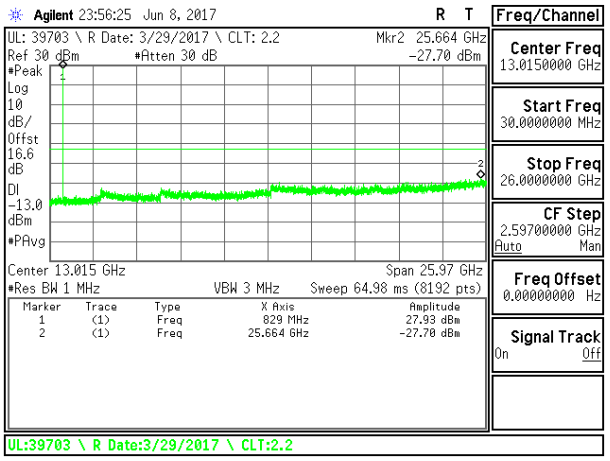

LTE B26 5MHz 16QAM Middle Channel

UL VERIFICATION SERVICES INC. FORM NO: CCSUP4701H
47173 BENICIA STREET, FREMONT, CA 94538, USA TEL: (510) 771-1000 FAX: (510) 661-0888

This report shall not be reproduced except in full, without the written approval of UL Verification Services Inc.

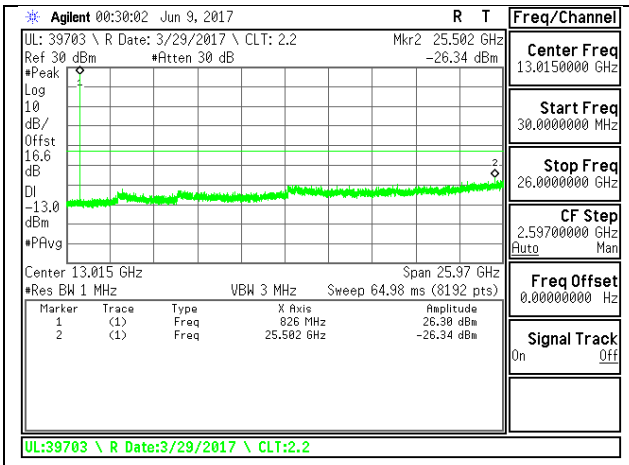

LTE B26 10MHz QPSK Middle Channel

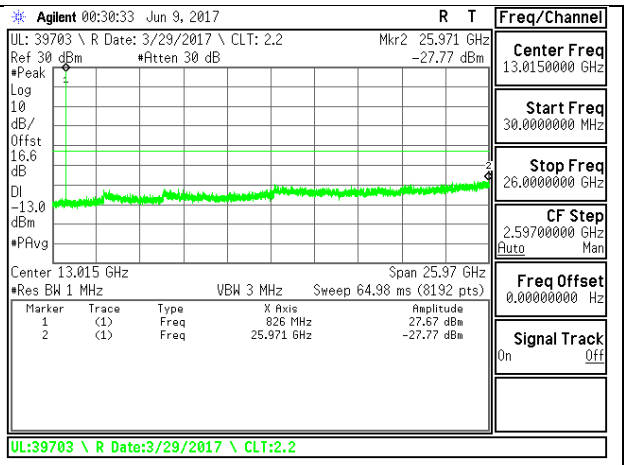

LTE B26 10MHz 16QAM Middle Channel

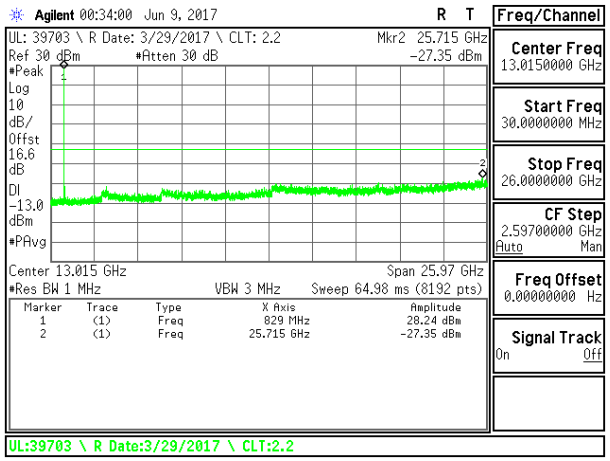

LTE B26 15MHz QPSK Middle Channel

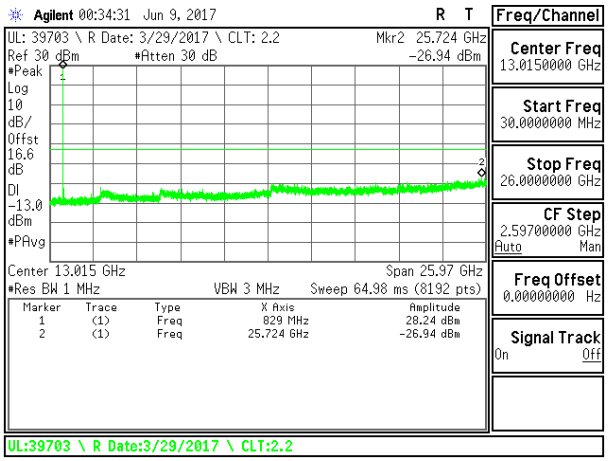

LTE B26 15MHz 16QAM Middle Channel

This report shall not be reproduced except in full, without the written approval of UL Verification Services Inc.

LTE Band 41

Band	BW (MHz)	Mode	f (MHz)	Spur (dBm)	Spec (dBm)	Delta (dB)
LTE41	5	QPSK	2498.5	-33.99	-25	-8.99
			2593	-34.37	-25	-9.37
			2687.5	-33.83	-25	-8.83
		16QAM	2498.5	-33.71	-25	-8.71
			2593	-34.10	-25	-9.1
			2687.5	-33.52	-25	-8.52
	10	QPSK	2501	-33.93	-25	-8.93
			2593	-33.95	-25	-8.95
			2685	-34.53	-25	-9.53
		16QAM	2501	-33.37	-25	-8.37
			2593	-33.41	-25	-8.41
			2685	-34.38	-25	-9.38
	15	QPSK	2503.5	-34.25	-25	-9.25
			2593	-34.05	-25	-9.05
			2682.5	-33.98	-25	-8.98
		16QAM	2503.5	-33.22	-25	-8.22
			2593	-33.79	-25	-8.79
			2682.5	-33.96	-25	-8.96
	20	QPSK	2506	-34.23	-25	-9.23
			2593	-34.21	-25	-9.21
			2680	-33.85	-25	-8.85
		16QAM	2506	-33.90	-25	-8.9
			2593	-33.89	-25	-8.89
			2680	-33.95	-25	-8.95

UL VERIFICATION SERVICES INC. FORM NO: CCSUP4701H
47173 BENICIA STREET, FREMONT, CA 94538, USA TEL: (510) 771-1000 FAX: (510) 661-0888
This report shall not be reproduced except in full, without the written approval of UL Verification Services Inc.

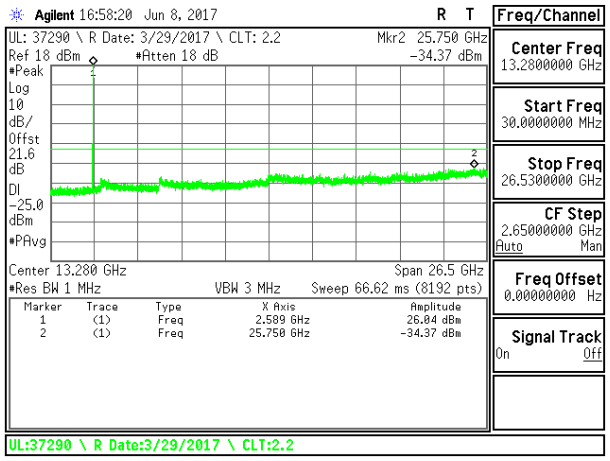

LTE B41 5MHz QPSK Middle Channel

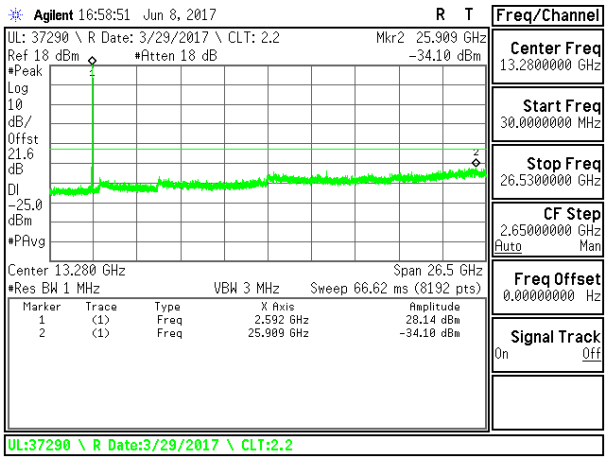

LTE B41 5MHz 16QAM Middle Channel

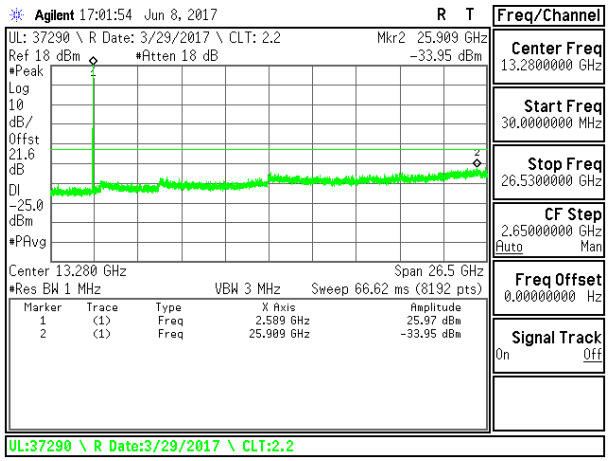

LTE B41 10MHz QPSK Middle Channel

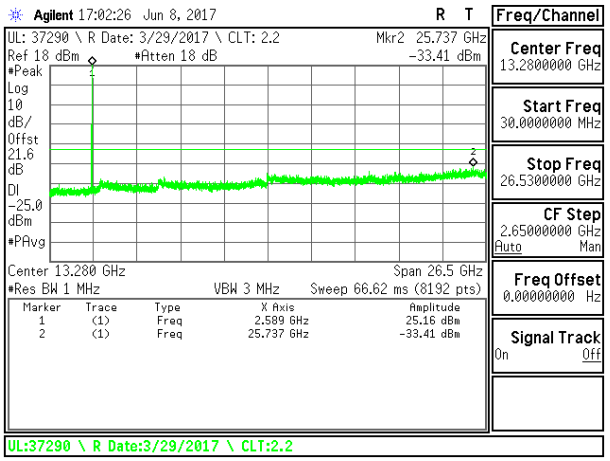

LTE B41 10MHz 16QAM Middle Channel

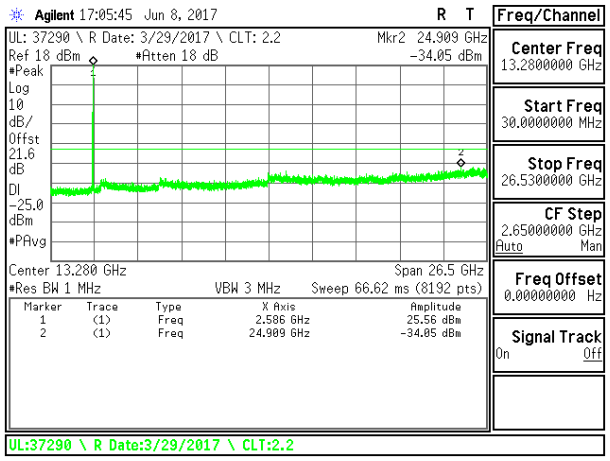

LTE B41 15MHz QPSK Middle Channel

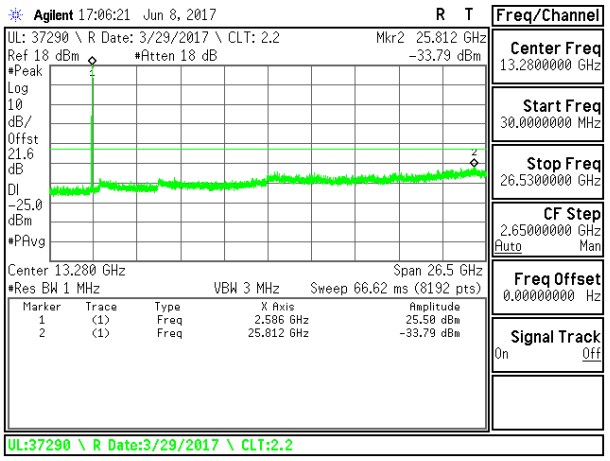

LTE B41 15MHz 16QAM Middle Channel

UL VERIFICATION SERVICES INC. FORM NO: CCSUP4701H
47173 BENICIA STREET, FREMONT, CA 94538, USA TEL: (510) 771-1000 FAX: (510) 661-0888

This report shall not be reproduced except in full, without the written approval of UL Verification Services Inc.

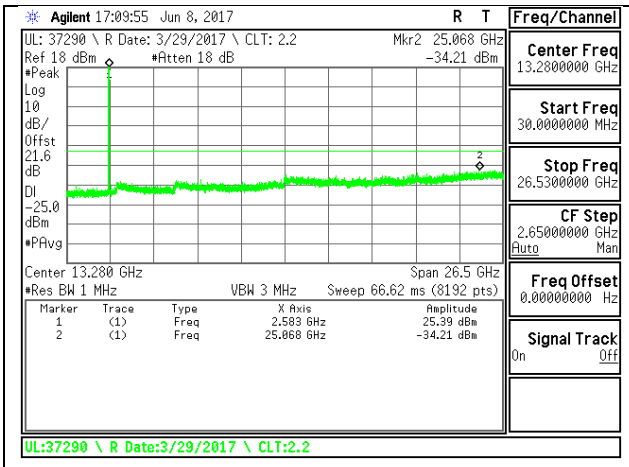

LTE B41 20MHz QPSK Middle Channel

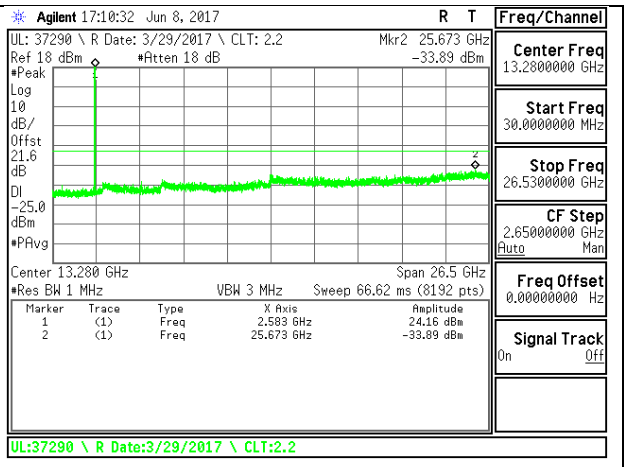

LTE B41 20MHz 16QAM Middle Channel

UL VERIFICATION SERVICES INC. FORM NO: CCSUP4701H
47173 BENICIA STREET, FREMONT, CA 94538, USA TEL: (510) 771-1000 FAX: (510) 661-0888

This report shall not be reproduced except in full, without the written approval of UL Verification Services Inc.

LTE Band 66

Band	BW (MHz)	Mode	f (MHz)	Spur (dBm)	Spec (dBm)	Delta (dB)
LTE66	1.4	QPSK	1710.7	-33.46	-13	-20.5
			1745	-37.86	-13	-20.46
			1779.3	-32.45	-13	-24.86
		16QAM	1710.7	-30.94	-13	-17.94
			1745	-34.51	-13	-21.51
			1779.3	-33.50	-13	13
	3	QPSK	1711.5	-33.11	-13	-20.11
			1745	-32.76	-13	-19.76
			1778.5	-32.85	-13	-19.85
		16QAM	1711.5	-33.76	-13	-20.76
			1745	-33.77	-13	-20.77
			1778.5	-32.97	-13	-19.97
	5	QPSK	1712.5	-33.40	-13	-20.4
			1745	-32.47	-13	-19.47
			1777.5	-32.54	-13	-19.54
		16QAM	1712.5	-33.45	-13	-20.45
			1745	-32.05	-13	-19.05
			1777.5	-32.65	-13	-19.65
	10	QPSK	1715	-33.12	-13	-20.12
			1745	-33.26	-13	-20.26
			1775	-32.17	-13	-19.17
		16QAM	1715	-33.63	-13	-20.63
			1745	-33.85	-13	-20.85
			1775	-33.28	-13	-20.28

This report shall not be reproduced except in full, without the written approval of UL Verification Services Inc.

Band	BW (MHz)	Mode	f (MHz)	Spur (dBm)	Spec (dBm)	Delta (dB)
LTE66	15	QPSK	1717.5	-32.04	-13	-19.04
			1745	-33.06	-13	-20.06
			1772.5	-32.98	-13	-19.98
		16QAM	1717.5	-32.33	-13	-19.33
			1745	-33.42	-13	-20.42
			1772.5	-33.15	-13	-20.15
	20	QPSK	1720	-32.99	-13	-19.99
			1745	-32.03	-13	-19.03
			1770	-33.03	-13	-20.03
		16QAM	1720	-32.69	-13	-19.69
			1745	-33.16	-13	-20.16
			1770	-33.06	-13	-20.06

UL VERIFICATION SERVICES INC. FORM NO: CCSUP4701H
47173 BENICIA STREET, FREMONT, CA 94538, USA TEL: (510) 771-1000 FAX: (510) 661-0888
This report shall not be reproduced except in full, without the written approval of UL Verification Services Inc.

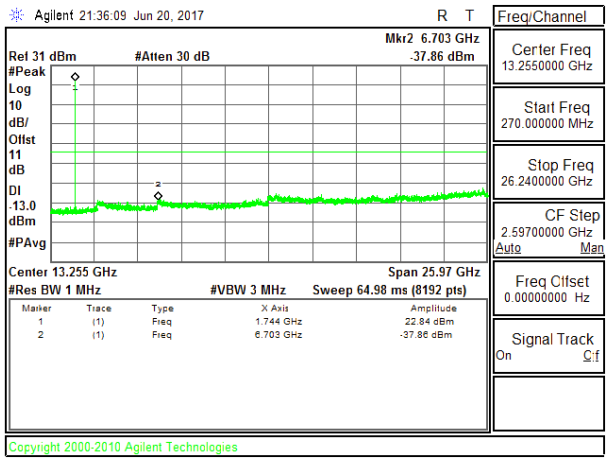

LTE B66 1.4MHz QPSK Middle Channel

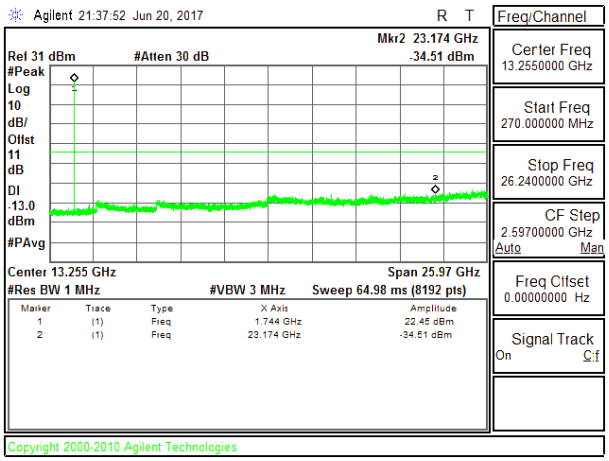

LTE B66 1.4MHz 16QAM Middle Channel

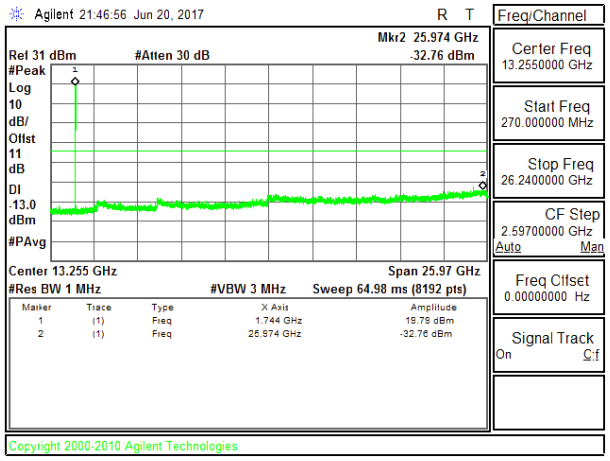

LTE B66 3MHz QPSK Middle Channel

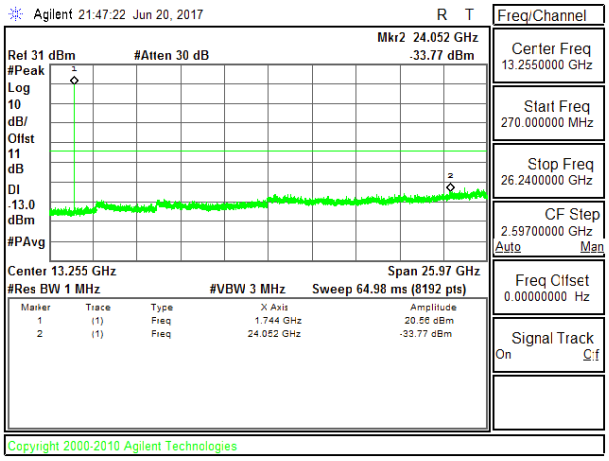

LTE B66 3MHz 16QAM Middle Channel

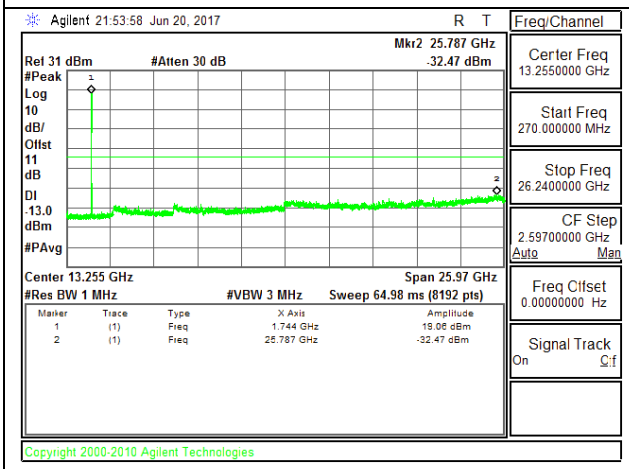

LTE B66 5MHz QPSK Middle Channel

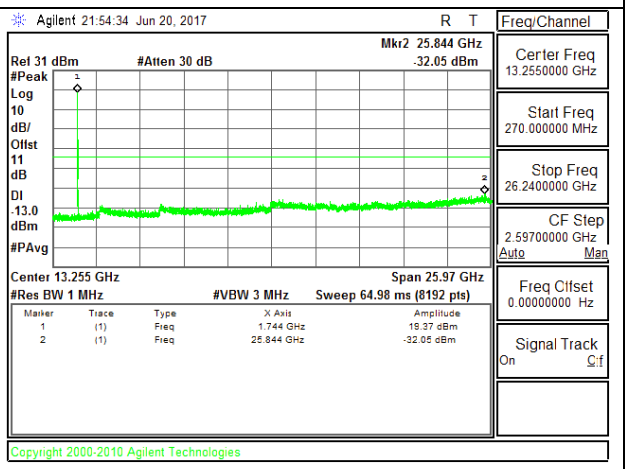

LTE B66 5MHz 16QAM Middle Channel

This report shall not be reproduced except in full, without the written approval of UL Verification Services Inc.

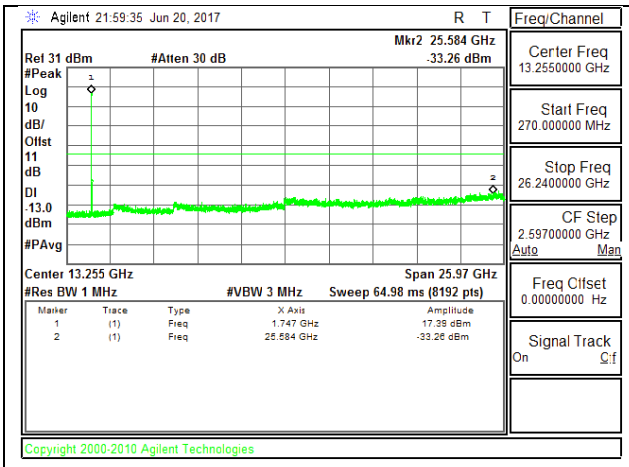

LTE B66 10MHz QPSK Middle Channel

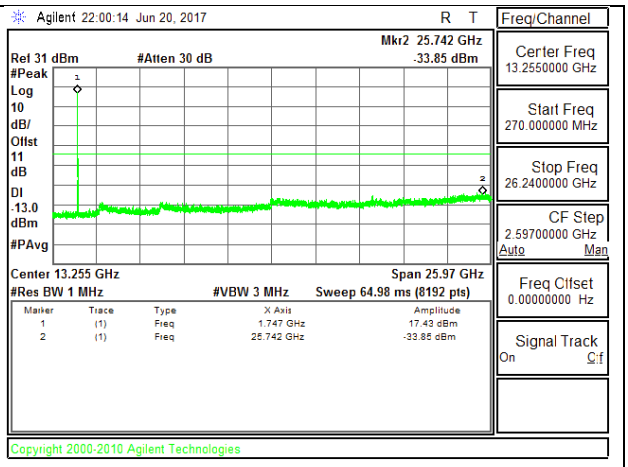

LTE B66 10MHz 16QAM Middle Channel

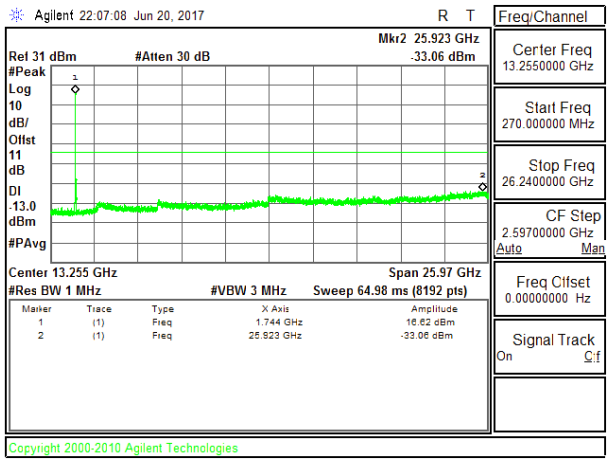

LTE B66 15MHz QPSK Middle Channel

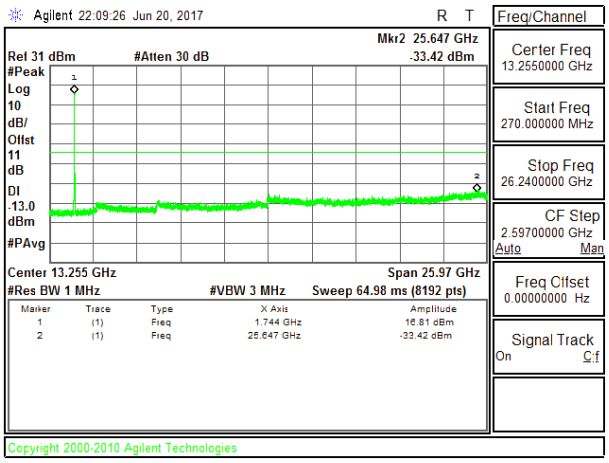

LTE B66 15MHz 16QAM Middle Channel

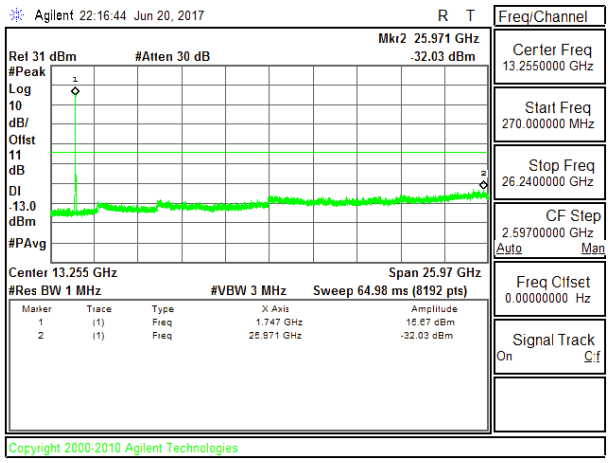

LTE B66 20MHz QPSK Middle Channel

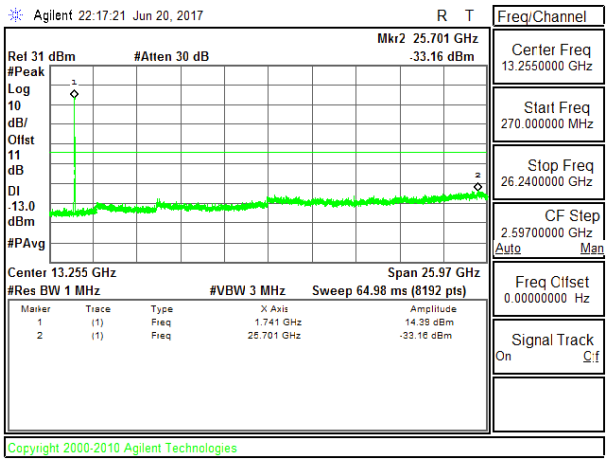

LTE B66 20MHz 16QAM Middle Channel

This report shall not be reproduced except in full, without the written approval of UL Verification Services Inc.

16. FREQUENCY STABILITY

RULE PART(S)

FCC: §2.1055, §22.355, §24.235, §27.54 and §90.213

FCC LIMITS

§22.355 - The carrier frequency shall not depart from the reference frequency in excess of ±2.5 ppm for mobile stations.

§24.235 - The frequency stability shall be sufficient to ensure that the fundamental emission stays within the authorized frequency block.

§27.54 - The frequency stability shall be sufficient to ensure that the fundamental emissions stay within the authorized bands of operation.

TEST PROCEDURE

Per KDB 971168 D01 Power Meas License Digital Systems v02r02

Results

Tested By	Oren Stoelting
Date	6/20/17

Note(s):

GSM 850 Band Measured Results
GSM 850 (Frequency range: 824.2-848.8 MHz) is covered by LTE Band 26 (Frequency range: 814-849 MHz) no testing is necessary due to overlapping frequency range.

GSM 1900 Band Measured Results
GSM 1900 (Frequency range: 1850.2-1909.8 MHz) is covered by LTE Band 25 (Frequency range: 1850-1915 MHz) no testing is necessary due to overlapping frequency range.

WCDMA Band 5 Measured Results
WCDMA Band 5 (Frequency range: 826.4-846.6 MHz) is covered by LTE Band 26 (Frequency range: 814-849 MHz) no testing is necessary due to overlapping frequency range.

WCDMA Band 2 Measured Results
WCDMA Band 2 (Frequency range: 1852.4-1907.6 MHz) is covered by LTE Band 25 (Frequency range: 1850-1915 MHz) no testing is necessary due to overlapping frequency range.

WCDMA Band 4 Measured Results
WCDMA Band 4 (Frequency range: 1712.4-1752.6 MHz) is covered by LTE Band 66 (Frequency range: 1710-1780 MHz) no testing is necessary due to overlapping frequency range.

UL VERIFICATION SERVICES INC. FORM NO: CCSUP4701H
47173 BENICIA STREET, FREMONT, CA 94538, USA TEL: (510) 771-1000 FAX: (510) 661-0888
This report shall not be reproduced except in full, without the written approval of UL Verification Services Inc.

16.1. FREQUENCY STABILITY RESULTS

LTE Band 7

Reference Frequency: LTE Band 7 Mid Channel		2535	MHz @ 20°C	
	Limit: to stay +- 2.5 ppm =	6337.500	Hz	
Power Supply	Environment	Frequency Deviation Measureed with Time Elapse		
(Vdc)	Temperature (°C)	(MHz)	Delta (ppm)	Limit (ppm)
3.80	50	2534.999987	0.000	2.5
3.80	40	2534.999990	-0.001	2.5
3.80	30	2534.999988	0.000	2.5
3.80	***20***	**2534.999988**	**0**	***2.5***
3.80	10	2534.999988	0.000	2.5
3.80	0	2534.999988	0.000	2.5
3.80	-10	2535.000015	-0.011	2.5
3.80	-20	2534.999986	0.001	2.5
3.80	-30	2535.000014	-0.010	2.5

Reference Frequency: LTE Band 7 Mid Channel		2535	MHz @ 20°C	
	Limit: to stay +- 2.5 ppm =	6337.500	Hz	
Power Supply	Environment	Frequency Deviation Measured with Time Elapse		
(Vdc)	Temperature (°C)	(MHz)	Delta (ppm)	Limit (ppm)
3.80	***20***	**2534.999988**	**0**	***2.5***
4.37	20	2535.000012	-0.010	2.5
3.23	20	2534.999989	-0.001	2.5

LTE Band 12

Reference Frequency: LTE Band 12 Mid Channel		707.5	MHz @ 20°C	
	Limit: to stay +- 2.5 ppm =	1768.750	Hz	
Power Supply	Environment	Frequency Deviation Measureed with Time Elapse		
(Vdc)	Temperature (°C)	(MHz)	Delta (ppm)	Limit (ppm)
3.80	50	707.499991	0.001	2.5
3.80	40	707.499990	0.002	2.5
3.80	30	707.499989	0.004	2.5
3.80	***20***	**707.499991**	**0**	***2.5***
3.80	10	707.499991	0.000	2.5
3.80	0	707.499988	0.005	2.5
3.80	-10	707.499992	-0.001	2.5
3.80	-20	707.499991	0.000	2.5
3.80	-30	707.499992	-0.001	2.5

Reference Frequency: LTE Band 12 Mid Channel		707.5	MHz @ 20°C	
	Limit: to stay +- 2.5 ppm =	1768.750	Hz	
Power Supply	Environment	Frequency Deviation Measured with Time Elapse		
(Vdc)	Temperature (°C)	(MHz)	Delta (ppm)	Limit (ppm)
3.80	20	707.499991	0.000	2.5
4.37	20	707.499992	-0.001	2.5
3.23	20	707.499992	0.000	2.5

This report shall not be reproduced except in full, without the written approval of UL Verification Services Inc.

LTE Band 13

Reference Frequency: LTE Band 13 Mid Channel		782	MHz @ 20°C	
Limit: to stay +- 2.5 ppm =		1955.000	Hz	
Power Supply	Environment	Frequency Deviation Measureed with Time Elapse		
(Vdc)	Temperature (°C)	(MHz)	Delta (ppm)	Limit (ppm)
3.80	50	781.999993	-0.001	2.5
3.80	40	781.999991	0.001	2.5
3.80	30	781.999993	-0.001	2.5
3.80	***20***	**781.999992**	**0**	***2.5***
3.80	10	781.999993	-0.002	2.5
3.80	0	781.999991	0.001	2.5
3.80	-10	782.000005	-0.017	2.5
3.80	-20	781.999993	-0.002	2.5
3.80	-30	781.999992	-0.001	2.5

Reference Frequency: LTE Band 13 Mid Channel		782	MHz @ 20°C	
Limit: to stay +- 2.5 ppm =		1955.000	Hz	
Power Supply	Environment	Frequency Deviation Measured with Time Elapse		
(Vdc)	Temperature (°C)	(MHz)	Delta (ppm)	Limit (ppm)
3.80	20	781.999992	0.000	2.5
4.37	20	781.999992	-0.001	2.5
3.23	20	781.999992	-0.001	2.5

LTE Band 25

Reference Frequency: LTE Band 25 Mid Channel		1882.5	MHz @ 20°C	
Limit: to stay +- 2.5 ppm =		4706.250	Hz	
Power Supply	Environment	Frequency Deviation Measureed with Time Elapse		
(Vdc)	Temperature (°C)	(MHz)	Delta (ppm)	Limit (ppm)
3.80	50	1882.500016	0.008	2.5
3.80	40	1882.500014	0.009	2.5
3.80	30	1882.500014	0.009	2.5
3.80	***20***	**1882.500031**	**0**	***2.5***
3.80	10	1882.500011	0.010	2.5
3.80	0	1882.500015	0.008	2.5
3.80	-10	1882.500015	0.008	2.5
3.80	-20	1882.500015	0.008	2.5
3.80	-30	1882.500012	0.010	2.5

Reference Frequency: LTE Band 25 Mid Channel		1882.5	MHz @ 20°C	
Limit: to stay +- 2.5 ppm =		4706.250	Hz	
Power Supply	Environment	Frequency Deviation Measured with Time Elapse		
(Vdc)	Temperature (°C)	(MHz)	Delta (ppm)	Limit (ppm)
3.80	20	1882.500031	0.000	2.5
4.37	20	1882.500014	0.009	2.5
3.23	20	1882.500015	0.009	2.5

UL VERIFICATION SERVICES INC. FORM NO: CCSUP4701H
47173 BENICIA STREET, FREMONT, CA 94538, USA TEL: (510) 771-1000 FAX: (510) 661-0888
This report shall not be reproduced except in full, without the written approval of UL Verification Services Inc.

LTE Band 26

Reference Frequency: LTE Band 26 Mid Channel		831.5	MHz @ 20°C	
Limit: to stay +- 2.5 ppm =		2078.750	Hz	
Power Supply	Environment	Frequency Deviation Measureed with Time Elapse		
(Vdc)	Temperature (°C)	(MHz)	Delta (ppm)	Limit (ppm)
3.80	50	831.500009	0.003	2.5
3.80	40	831.500009	0.004	2.5
3.80	30	831.500006	0.007	2.5
3.80	***20***	**831.500012**	**0**	***2.5***
3.80	10	831.500008	0.004	2.5
3.80	0	831.500008	0.005	2.5
3.80	-10	831.500011	0.000	2.5
3.80	-20	831.500008	0.004	2.5
3.80	-30	831.500009	0.003	2.5

Reference Frequency: LTE Band 26 Mid Channel		831.5	MHz @ 20°C	
Limit: to stay +- 2.5 ppm =		2078.750	Hz	
Power Supply	Environment	Frequency Deviation Measured with Time Elapse		
(Vdc)	Temperature (°C)	(MHz)	Delta (ppm)	Limit (ppm)
3.80	20	831.500012	0.000	2.5
4.37	20	831.500009	0.004	2.5
3.23	20	831.500010	0.002	2.5

LTE Band 66

Reference Frequency: LTE Band 66 Mid Channel		1745	MHz @ 20°C	
Limit: to stay +- 2.5 ppm =		4362.500	Hz	
Power Supply	Environment	Frequency Deviation Measureed with Time Elapse		
(Vdc)	Temperature (°C)	(MHz)	Delta (ppm)	Limit (ppm)
3.80	50	1745.000011	0.001	2.5
3.80	40	1745.000009	0.002	2.5
3.80	30	1745.000009	0.003	2.5
3.80	***20***	**1745.000013**	**0**	***2.5***
3.80	10	1745.000012	0.001	2.5
3.80	0	1745.000012	0.000	2.5
3.80	-10	1745.000011	0.001	2.5
3.80	-20	1745.000012	0.001	2.5
3.80	-30	1745.000011	0.001	2.5

Reference Frequency: LTE Band 66 Mid Channel		1745	MHz @ 20°C	
Limit: to stay +- 2.5 ppm =		4362.500	Hz	
Power Supply	Environment	Frequency Deviation Measured with Time Elapse		
(Vdc)	Temperature (°C)	(MHz)	Delta (ppm)	Limit (ppm)
3.80	20	1745.000013	0.000	2.5
4.37	20	1745.000014	0.000	2.5
3.23	20	1745.000013	0.000	2.5

UL VERIFICATION SERVICES INC. FORM NO: CCSUP4701H
47173 BENICIA STREET, FREMONT, CA 94538, USA TEL: (510) 771-1000 FAX: (510) 661-0888
This report shall not be reproduced except in full, without the written approval of UL Verification Services Inc.

17. RADIATED TEST RESULTS

17.1. FIELD STRENGTH OF SPURIOUS RADIATION

RULE PART(S)

FCC: §2.1053, §22.917, §24.238, and §27.53 and §90.691.

FCC LIMIT

The power of any emission outside of the authorized operating frequency ranges must be attenuated below the transmitting power (P) by a factor of at least 43 + 10 log (P) dB.

Part 27: (m)(4) (4) For mobile digital stations, the attenuation factor shall be not less than 40 + 10 log (P) dB on all frequencies between the Channel edge and 5 megahertz from the Channel edge, 43 + 10 log (P) dB on all frequencies between 5 megahertz and X megahertz from the Channel edge, and 55 + 10 log (P) dB on all frequencies more than X megahertz from the Channel edge, where X is the greater of 6 megahertz or the actual emission bandwidth as defined in paragraph (m)(6) of this section. In addition, the attenuation factor shall not be less that 43 + 10 log (P) dB on all frequencies between 2490.5 MHz and 2496 MHz and 55 + 10 log (P) dB at or below 2490.5 MHz. Mobile Satellite Service licensees operating on frequencies below 2495 MHz may also submit a documented interference complaint against BRS licensees operating on Channel BRS Channel 1 on the same terms and conditions as adjacent Channel BRS or EBS licensees.

TEST PROCEDURE

For Cellular equipment - Compliance with these rules is based on the use of measurement instrumentation employing a resolution bandwidth of 100 kHz or greater. In the 1 MHz bands immediately outside and adjacent to the frequency block a resolution bandwidth of at least one percent of the emission bandwidth of the fundamental emission of the transmitter may be employed. A narrower resolution bandwidth is permitted in all cases to improve measurement accuracy provided the measured power is integrated over the full required measurement bandwidth (i.e. 100 kHz or 1 percent of emission bandwidth, as specified). The emission bandwidth is defined as the width of the signal between two points, one below the carrier center frequency and one above the carrier center frequency, outside of which all emissions are attenuated at least 26 dB below the transmitter power.

For PCS equipment - Compliance with these rules is based on the use of measurement instrumentation employing a resolution bandwidth of 1 MHz or greater. However, in the 1 MHz bands immediately outside and adjacent to the frequency block a resolution bandwidth of at least one percent of the emission bandwidth of the fundamental emission of the transmitter may be employed. A narrower resolution bandwidth is permitted in all cases to improve measurement accuracy provided the measured power is integrated over the full required measurement bandwidth (i.e. 1 MHz or 1 percent of emission bandwidth, as specified). The emission bandwidth is defined as the width of the signal between two points, one below the carrier center frequency and one above the carrier center frequency, outside of which all emissions are attenuated at least 26 dB below the transmitter power.

This report shall not be reproduced except in full, without the written approval of UL Verification Services Inc.

17.1.1. SPURIOUS RADIATION PLOTS

GSM

Compliance Certification Services
Above 1GHz High Frequency Substitution Measurement

Company: SOMC
Project #: 11740661
Date: 6/13/2017
Test Engineer: 37290
Configuration: EUT + Charger
Location: Chamber C
Mode: GPRS 850 MHz Harmonics

f MHz	SG reading (dBm)	Ant. Pol. (H/V)	Distance (m)	Preamp (dB)	Filter (dB)	EIRP (dBm)	Limit (dBm)	Delta (dB)	Notes
Low Ch, 824.2									
1648.40	-21.6	V	3.0	37.0	1.0	-57.6	-13.0	-44.6	
2472.60	-14.4	V	3.0	36.4	1.0	-49.8	-13.0	-36.8	
3296.80	-26.6	V	3.0	36.2	1.0	-61.7	-13.0	-48.7	
1648.40	-21.2	H	3.0	37.0	1.0	-57.2	-13.0	-44.2	
2472.60	-17.0	H	3.0	36.4	1.0	-52.4	-13.0	-39.4	
3296.80	-27.6	H	3.0	36.2	1.0	-62.7	-13.0	-49.7	
Mid Ch, 836.6									
1673.20	-19.4	V	3.0	37.0	1.0	-55.4	-13.0	-42.4	
2509.80	-13.8	V	3.0	36.4	1.0	-49.2	-13.0	-36.2	
3346.40	-25.9	V	3.0	36.1	1.0	-61.0	-13.0	-48.0	
1673.20	-20.8	H	3.0	37.0	1.0	-56.8	-13.0	-43.8	
2509.80	-16.2	H	3.0	36.4	1.0	-51.7	-13.0	-38.7	
3346.40	-26.3	H	3.0	36.1	1.0	-61.4	-13.0	-48.4	
High Ch, 848.8									
1697.60	-21.3	V	3.0	37.0	1.0	-57.3	-13.0	-44.3	
2546.40	-9.7	V	3.0	36.4	1.0	-45.1	-13.0	-32.1	
3395.20	-27.1	V	3.0	36.1	1.0	-62.1	-13.0	-49.1	
1697.60	-21.7	H	3.0	37.0	1.0	-57.7	-13.0	-44.7	
2546.40	-10.2	H	3.0	36.4	1.0	-45.6	-13.0	-32.6	
3395.20	-27.6	H	3.0	36.1	1.0	-62.7	-13.0	-49.7	

GSM850 GPRS

Compliance Certification Services
Above 1GHz High Frequency Substitution Measurement

Company: SOMC
Project #: 11740661
Date: 6/13/2017
Test Engineer: 37290
Configuration: EUT + Charger
Location: Chamber C
Mode: EGPRS 850 MHz Harmonics

f MHz	SG reading (dBm)	Ant. Pol. (H/V)	Distance (m)	Preamp (dB)	Filter (dB)	EIRP (dBm)	Limit (dBm)	Delta (dB)	Notes
Low Ch, 824.2									
1648.40	-20.7	V	3.0	37.0	1.0	-56.7	-13.0	-43.7	
2472.60	-10.6	V	3.0	36.4	1.0	-46.1	-13.0	-33.1	
3296.80	-28.0	V	3.0	36.2	1.0	-63.2	-13.0	-50.2	
1648.40	-24.1	H	3.0	37.0	1.0	-60.1	-13.0	-47.1	
2472.60	-12.5	H	3.0	36.4	1.0	-47.9	-13.0	-34.9	
3296.80	-26.2	H	3.0	36.2	1.0	-61.3	-13.0	-48.3	
Mid Ch, 836.6									
1673.20	-19.3	V	3.0	37.0	1.0	-55.3	-13.0	-42.3	
2509.80	-9.7	V	3.0	36.4	1.0	-45.1	-13.0	-32.1	
3346.40	-26.5	V	3.0	36.1	1.0	-61.6	-13.0	-48.6	
1673.20	-22.1	H	3.0	37.0	1.0	-58.1	-13.0	-45.1	
2509.80	-10.3	H	3.0	36.4	1.0	-45.7	-13.0	-32.7	
3346.40	-26.2	H	3.0	36.1	1.0	-61.4	-13.0	-48.4	
High Ch, 848.8									
1697.60	-18.8	V	3.0	37.0	1.0	-54.8	-13.0	-41.8	
2546.40	-7.9	V	3.0	36.4	1.0	-43.3	-13.0	-30.3	
3395.20	-26.1	V	3.0	36.1	1.0	-61.1	-13.0	-48.1	
1697.60	-20.6	H	3.0	37.0	1.0	-56.6	-13.0	-43.6	
2546.40	-9.8	H	3.0	36.4	1.0	-45.2	-13.0	-32.2	
3395.20	-26.2	H	3.0	36.1	1.0	-61.2	-13.0	-48.2	

GSM850 EGPRS

Compliance Certification Services
Above 1GHz High Frequency Substitution Measurement

Company: SOMC
Project #: 11740661
Date: 6/13/2017
Test Engineer: 37290
Configuration: EUT + Charger
Location: Chamber C
Mode: GPRS 1900 MHz Harmonics

f MHz	SG reading (dBm)	Ant. Pol. (H/V)	Distance (m)	Preamp (dB)	Filter (dB)	EIRP (dBm)	Limit (dBm)	Delta (dB)	Notes
Low Ch, 1850.2									
3700.40	-23.9	V	3.0	35.9	1.0	-58.7	-13.0	-45.7	
5550.60	-22.0	V	3.0	35.5	1.0	-56.5	-13.0	-43.5	
7400.80	-20.0	V	3.0	35.7	1.0	-54.7	-13.0	-41.7	
3700.40	-23.7	H	3.0	35.9	1.0	-58.6	-13.0	-45.6	
5550.60	-21.1	H	3.0	35.5	1.0	-55.6	-13.0	-42.6	
7400.80	-18.0	H	3.0	35.7	1.0	-52.7	-13.0	-39.7	
Mid Ch, 1880									
3760.00	-22.2	V	3.0	35.8	1.0	-57.0	-13.0	-44.0	
5640.00	-19.0	V	3.0	35.5	1.0	-53.5	-13.0	-40.5	
7520.00	-18.4	V	3.0	35.7	1.0	-53.1	-13.0	-40.1	
3760.00	-23.3	H	3.0	35.8	1.0	-58.2	-13.0	-45.2	
5640.00	-19.0	H	3.0	35.5	1.0	-53.5	-13.0	-40.5	
7520.00	-18.1	H	3.0	35.7	1.0	-52.8	-13.0	-39.8	
High Ch, 1909.8									
3819.60	-21.7	V	3.0	35.8	1.0	-56.4	-13.0	-43.4	
5729.40	-21.4	V	3.0	35.5	1.0	-55.9	-13.0	-42.9	
7639.20	-19.2	V	3.0	35.8	1.0	-53.9	-13.0	-40.9	
3819.60	-22.1	H	3.0	35.8	1.0	-56.9	-13.0	-43.9	
5729.40	-20.7	H	3.0	35.5	1.0	-55.2	-13.0	-42.2	
7639.20	-19.4	H	3.0	35.8	1.0	-54.1	-13.0	-41.1	

GSM1900 GPRS

Compliance Certification Services
Above 1GHz High Frequency Substitution Measurement

Company: SOMC
Project #: 11740661
Date: 6/13/2017
Test Engineer: 37290
Configuration: EUT + Charger
Location: Chamber C
Mode: EGPRS 1900 MHz Harmonics

f MHz	SG reading (dBm)	Ant. Pol. (H/V)	Distance (m)	Preamp (dB)	Filter (dB)	EIRP (dBm)	Limit (dBm)	Delta (dB)	Notes
Low Ch, 1850.2									
3700.40	-22.7	V	3.0	35.9	1.0	-57.6	-13.0	-44.6	
5550.60	-20.9	V	3.0	35.5	1.0	-55.4	-13.0	-42.4	
7400.80	-18.5	V	3.0	35.7	1.0	-53.3	-13.0	-40.3	
3700.40	-24.1	H	3.0	35.9	1.0	-59.0	-13.0	-46.0	
5550.60	-18.5	H	3.0	35.5	1.0	-53.0	-13.0	-40.0	
7400.80	-19.7	H	3.0	35.7	1.0	-54.4	-13.0	-41.4	
Mid Ch, 1880									
3760.00	-23.0	V	3.0	35.8	1.0	-57.8	-13.0	-44.8	
5640.00	-19.6	V	3.0	35.5	1.0	-54.1	-13.0	-41.1	
7520.00	-19.5	V	3.0	35.7	1.0	-54.3	-13.0	-41.3	
3760.00	-24.2	H	3.0	35.8	1.0	-59.0	-13.0	-46.0	
5640.00	-20.5	H	3.0	35.5	1.0	-55.0	-13.0	-42.0	
7520.00	-19.3	H	3.0	35.7	1.0	-54.0	-13.0	-41.0	
High Ch, 1909.8									
3819.60	-23.0	V	3.0	35.8	1.0	-57.8	-13.0	-44.8	
5729.40	-21.5	V	3.0	35.5	1.0	-56.0	-13.0	-43.0	
7639.20	-18.7	V	3.0	35.8	1.0	-53.4	-13.0	-40.4	
3819.60	-23.0	H	3.0	35.8	1.0	-57.8	-13.0	-44.8	
5729.40	-20.8	H	3.0	35.5	1.0	-55.3	-13.0	-42.3	
7639.20	-19.3	H	3.0	35.8	1.0	-54.1	-13.0	-41.1	

GSM1900 EGPRS

UL VERIFICATION SERVICES INC. FORM NO: CCSUP4701H
47173 BENICIA STREET, FREMONT, CA 94538, USA TEL: (510) 771-1000 FAX: (510) 661-0888

This report shall not be reproduced except in full, without the written approval of UL Verification Services Inc.

WCDMA

Compliance Certification Services
Above 1GHz High Frequency Substitution Measurement

Company: SOMC
Project #: 11740661
Date: 6/13/2017
Test Engineer: 37290
Configuration: EUT + Charger
Location: Chamber C
Mode: Rel99 Band 2 Harmonics

f MHz	SG reading (dBm)	Ant. Pol. (H/V)	Distance (m)	Preamp (dB)	Filter (dB)	EIRP (dBm)	Limit (dBm)	Delta (dB)	Notes
Low Ch, 1852.4									
3704.80	-24.9	V	3.0	35.9	1.0	-59.7	-13.0	-46.7	
5557.20	-22.8	V	3.0	35.5	1.0	-57.3	-13.0	-44.3	
7409.60	-22.9	V	3.0	35.7	1.0	-57.6	-13.0	-44.6	
3704.80	-24.8	H	3.0	35.9	1.0	-59.7	-13.0	-46.7	
5557.20	-22.2	H	3.0	35.5	1.0	-56.6	-13.0	-43.6	
7409.60	-19.4	H	3.0	35.7	1.0	-54.1	-13.0	-41.1	
Mid Ch, 1880									
3760.00	-25.0	V	3.0	35.8	1.0	-59.8	-13.0	-46.8	
5640.00	-19.5	V	3.0	35.5	1.0	-54.0	-13.0	-41.0	
7520.00	-21.2	V	3.0	35.7	1.0	-56.0	-13.0	-43.0	
3760.00	-25.3	H	3.0	35.8	1.0	-60.1	-13.0	-47.1	
5640.00	-20.3	H	3.0	35.5	1.0	-54.8	-13.0	-41.8	
7520.00	-19.7	H	3.0	35.7	1.0	-54.5	-13.0	-41.5	
High Ch, 1907.6									
3815.20	-24.1	V	3.0	35.8	1.0	-58.9	-13.0	-45.9	
5722.80	-21.5	V	3.0	35.5	1.0	-56.0	-13.0	-43.0	
7630.40	-19.7	V	3.0	35.8	1.0	-54.4	-13.0	-41.4	
3815.20	-25.2	H	3.0	35.8	1.0	-60.0	-13.0	-47.0	
5722.80	-20.2	H	3.0	35.5	1.0	-54.7	-13.0	-41.7	
7630.40	-18.8	H	3.0	35.8	1.0	-53.6	-13.0	-40.6	

B2 REL99

Compliance Certification Services
Above 1GHz High Frequency Substitution Measurement

Company: SOMC
Project #: 11740661
Date: 6/13/2017
Test Engineer: 37290
Configuration: EUT + Charger
Location: Chamber C
Mode: HSDPA Band 2 Harmonics

f MHz	SG reading (dBm)	Ant. Pol. (H/V)	Distance (m)	Preamp (dB)	Filter (dB)	EIRP (dBm)	Limit (dBm)	Delta (dB)	Notes
Low Ch, 1852.4									
3704.80	-25.1	V	3.0	35.9	1.0	-59.9	-13.0	-46.9	
5557.20	-22.4	V	3.0	35.5	1.0	-56.9	-13.0	-43.9	
7409.60	-20.9	V	3.0	35.7	1.0	-55.7	-13.0	-42.7	
3704.80	-24.6	H	3.0	35.9	1.0	-59.5	-13.0	-46.5	
5557.20	-19.8	H	3.0	35.5	1.0	-54.2	-13.0	-41.2	
7409.60	-18.9	H	3.0	35.7	1.0	-53.6	-13.0	-40.6	
Mid Ch, 1880									
3760.00	-25.1	V	3.0	35.8	1.0	-59.9	-13.0	-46.9	
5640.00	-21.2	V	3.0	35.5	1.0	-55.7	-13.0	-42.7	
7520.00	-19.6	V	3.0	35.7	1.0	-54.4	-13.0	-41.4	
3760.00	-24.4	H	3.0	35.8	1.0	-59.2	-13.0	-46.2	
5640.00	-19.7	H	3.0	35.5	1.0	-54.2	-13.0	-41.2	
7520.00	-19.1	H	3.0	35.7	1.0	-53.9	-13.0	-40.9	
High Ch, 1907.6									
3815.20	-24.2	V	3.0	35.8	1.0	-59.0	-13.0	-46.0	
5722.80	-20.9	V	3.0	35.5	1.0	-55.4	-13.0	-42.4	
7630.40	-21.1	V	3.0	35.8	1.0	-55.8	-13.0	-42.8	
3815.20	-23.8	H	3.0	35.8	1.0	-58.6	-13.0	-45.6	
5722.80	-20.1	H	3.0	35.5	1.0	-54.6	-13.0	-41.6	
7630.40	-19.6	H	3.0	35.8	1.0	-54.4	-13.0	-41.4	

B2 HSDPA

UL Verification Services, Inc.
Above 1GHz High Frequency Substitution Measurement

Company: SOMC
Project #: 11740661
Date: 6/15/2017
Test Engineer: 37290
Configuration: EUT + HS+ Charger
Location: Chamber C
Mode: Rel99 Band 4 Harmonics

f MHz	SG reading (dBm)	Ant. Pol. (H/V)	Distance (m)	Preamp (dB)	Filter (dB)	EIRP (dBm)	Limit (dBm)	Delta (dB)	Notes
Low Ch, 1712.4MHz									
3424.80	-25.1	V	3.0	36.1	1.0	-60.2	-13.0	-47.2	
5137.20	-19.9	V	3.0	35.4	1.0	-54.3	-13.0	-41.3	
6849.60	-19.3	V	3.0	35.7	1.0	-54.0	-13.0	-41.0	
3424.80	-25.3	H	3.0	36.1	1.0	-60.3	-13.0	-47.3	
5137.20	-20.3	H	3.0	35.4	1.0	-54.7	-13.0	-41.7	
6849.60	-19.1	H	3.0	35.7	1.0	-53.7	-13.0	-40.7	
Mid Ch, 1732.6MHz									
3465.20	-25.0	V	3.0	36.0	1.0	-60.0	-13.0	-47.0	
5197.80	-21.3	V	3.0	35.4	1.0	-55.7	-13.0	-42.7	
6930.40	-20.4	V	3.0	35.7	1.0	-55.1	-13.0	-42.1	
3465.20	-26.2	H	3.0	36.0	1.0	-61.3	-13.0	-48.3	
5197.80	-21.3	H	3.0	35.4	1.0	-55.7	-13.0	-42.7	
6930.40	-19.9	H	3.0	35.7	1.0	-54.6	-13.0	-41.6	
High Ch, 1752.6MHz									
3505.20	-25.4	V	3.0	36.0	1.0	-60.4	-13.0	-47.4	
5257.80	-22.3	V	3.0	35.4	1.0	-56.8	-13.0	-43.8	
7010.40	-20.7	V	3.0	35.7	1.0	-55.3	-13.0	-42.3	
3505.20	-24.9	H	3.0	36.0	1.0	-59.9	-13.0	-46.9	
5257.80	-20.9	H	3.0	35.4	1.0	-55.4	-13.0	-42.4	
7010.40	-19.6	H	3.0	35.7	1.0	-54.3	-13.0	-41.3	

B4 REL99

UL Verification Services, Inc.
Above 1GHz High Frequency Substitution Measurement

Company: SOMC
Project #: 11740661
Date: 6/15/2017
Test Engineer: 37290
Configuration: EUT + HS+ Charger
Location: Chamber C
Mode: HSDPA Band 4 Harmonics

f MHz	SG reading (dBm)	Ant. Pol. (H/V)	Distance (m)	Preamp (dB)	Filter (dB)	EIRP (dBm)	Limit (dBm)	Delta (dB)	Notes
Low Ch, 1712.4MHz									
3424.80	-24.9	V	3.0	36.1	1.0	-60.0	-13.0	-47.0	
5137.20	-19.7	V	3.0	35.4	1.0	-54.1	-13.0	-41.1	
6849.60	-19.2	V	3.0	35.7	1.0	-53.8	-13.0	-40.8	
3424.80	-25.1	H	3.0	36.1	1.0	-60.2	-13.0	-47.2	
5137.20	-20.1	H	3.0	35.4	1.0	-54.6	-13.0	-41.6	
6849.60	-19.1	H	3.0	35.7	1.0	-53.7	-13.0	-40.7	
Mid Ch, 1732.6MHz									
3465.20	-24.9	V	3.0	36.0	1.0	-60.0	-13.0	-47.0	
5197.80	-21.2	V	3.0	35.4	1.0	-55.7	-13.0	-42.7	
6930.40	-20.3	V	3.0	35.7	1.0	-55.0	-13.0	-42.0	
3465.20	-26.2	H	3.0	36.0	1.0	-61.2	-13.0	-48.2	
5197.80	-21.1	H	3.0	35.4	1.0	-55.6	-13.0	-42.6	
6930.40	-19.9	H	3.0	35.7	1.0	-54.6	-13.0	-41.6	
High Ch, 1752.6MHz									
3505.20	-25.2	V	3.0	36.0	1.0	-60.2	-13.0	-47.2	
5257.80	-22.2	V	3.0	35.4	1.0	-56.6	-13.0	-43.6	
7010.40	-20.5	V	3.0	35.7	1.0	-55.1	-13.0	-42.1	
3505.20	-24.8	H	3.0	36.0	1.0	-59.8	-13.0	-46.8	
5257.80	-20.8	H	3.0	35.4	1.0	-55.2	-13.0	-42.2	
7010.40	-19.4	H	3.0	35.7	1.0	-54.1	-13.0	-41.1	

B4 HSDPA

UL VERIFICATION SERVICES INC. FORM NO: CCSUP4701H
47173 BENICIA STREET, FREMONT, CA 94538, USA TEL: (510) 771-1000 FAX: (510) 661-0888

This report shall not be reproduced except in full, without the written approval of UL Verification Services Inc.

Compliance Certification Services
Above 1GHz High Frequency Substitution Measurement

Company: SOMC
Project #: 11740661
Date: 6/13/2017
Test Engineer: 37290
Configuration: EUT + Charger
Location: Chamber C
Mode: HSDPA Band 5 Harmonics

f MHz	SG reading (dBm)	Ant. Pol. (H/V)	Distance (m)	Preamp (dB)	Filter (dB)	EIRP (dBm)	Limit (dBm)	Delta (dB)	Notes
Low Ch, 826.4									
1652.80	-28.7	V	3.0	37.0	1.0	-64.7	-13.0	-51.7	
2479.20	-22.1	V	3.0	36.4	1.0	-57.5	-13.0	-44.5	
3305.60	-24.9	V	3.0	36.1	1.0	-60.0	-13.0	-47.0	
1652.80	-30.7	H	3.0	37.0	1.0	-66.7	-13.0	-53.7	
2479.20	-25.4	H	3.0	36.4	1.0	-60.9	-13.0	-47.9	
3305.60	-26.9	H	3.0	36.1	1.0	-62.1	-13.0	-49.1	
Mid Ch, 836.6									
1673.20	-31.1	V	3.0	37.0	1.0	-67.1	-13.0	-54.1	
2509.80	-20.8	V	3.0	36.4	1.0	-56.2	-13.0	-43.2	
3346.40	-27.3	V	3.0	36.1	1.0	-62.4	-13.0	-49.4	
1673.20	-30.4	H	3.0	37.0	1.0	-66.4	-13.0	-53.4	
2509.80	-23.3	H	3.0	36.4	1.0	-58.7	-13.0	-45.7	
3346.40	-27.4	H	3.0	36.1	1.0	-62.5	-13.0	-49.5	
High Ch, 846.6									
1693.20	-28.1	V	3.0	37.0	1.0	-64.1	-13.0	-51.1	
2539.80	-20.4	V	3.0	36.4	1.0	-55.9	-13.0	-42.9	
3386.40	-26.3	V	3.0	36.1	1.0	-61.4	-13.0	-48.4	
1693.20	-31.3	H	3.0	37.0	1.0	-67.3	-13.0	-54.3	
2539.80	-19.2	H	3.0	36.4	1.0	-54.6	-13.0	-41.6	
3386.40	-26.7	H	3.0	36.1	1.0	-61.7	-13.0	-48.7	

B5 REL99

Compliance Certification Services
Above 1GHz High Frequency Substitution Measurement

Company: SOMC
Project #: 11740661
Date: 6/13/2017
Test Engineer: 37290
Configuration: EUT + Charger
Location: Chamber C
Mode: HSDPA Band 5 Harmonics

f MHz	SG reading (dBm)	Ant. Pol. (H/V)	Distance (m)	Preamp (dB)	Filter (dB)	EIRP (dBm)	Limit (dBm)	Delta (dB)	Notes
Low Ch, 826.4									
1652.80	-28.7	V	3.0	37.0	1.0	-64.7	-13.0	-51.7	
2479.20	-22.1	V	3.0	36.4	1.0	-57.5	-13.0	-44.5	
3305.60	-24.9	V	3.0	36.1	1.0	-60.0	-13.0	-47.0	
1652.80	-30.7	H	3.0	37.0	1.0	-66.7	-13.0	-53.7	
2479.20	-25.4	H	3.0	36.4	1.0	-60.9	-13.0	-47.9	
3305.60	-26.9	H	3.0	36.1	1.0	-62.1	-13.0	-49.1	
Mid Ch, 836.6									
1673.20	-31.1	V	3.0	37.0	1.0	-67.1	-13.0	-54.1	
2509.80	-20.8	V	3.0	36.4	1.0	-56.2	-13.0	-43.2	
3346.40	-27.3	V	3.0	36.1	1.0	-62.4	-13.0	-49.4	
1673.20	-30.4	H	3.0	37.0	1.0	-66.4	-13.0	-53.4	
2509.80	-23.3	H	3.0	36.4	1.0	-58.7	-13.0	-45.7	
3346.40	-27.4	H	3.0	36.1	1.0	-62.5	-13.0	-49.5	
High Ch, 846.6									
1693.20	-28.1	V	3.0	37.0	1.0	-64.1	-13.0	-51.1	
2539.80	-20.4	V	3.0	36.4	1.0	-55.9	-13.0	-42.9	
3386.40	-26.3	V	3.0	36.1	1.0	-61.4	-13.0	-48.4	
1693.20	-31.3	H	3.0	37.0	1.0	-67.3	-13.0	-54.3	
2539.80	-19.2	H	3.0	36.4	1.0	-54.6	-13.0	-41.6	
3386.40	-26.7	H	3.0	36.1	1.0	-61.7	-13.0	-48.7	

B5 HSDPA

UL VERIFICATION SERVICES INC. FORM NO: CCSUP4701H
47173 BENICIA STREET, FREMONT, CA 94538, USA TEL: (510) 771-1000 FAX: (510) 661-0888

This report shall not be reproduced except in full, without the written approval of UL Verification Services Inc.

LTE Band 7

UL Verification Services, Inc.
Above 1GHz High Frequency Substitution Measurement

Company: SOMC
Project #: 11740661
Date: 6/15/2017
Test Engineer: 37290
Configuration: EUT + AC + Headset
Location: Chamber C
Mode: LTE_QPSK Band 7 Harmonics, 5MHz Bandwidth

f MHz	SG reading (dBm)	Ant. Pol. (H/V)	Distance (m)	Preamp (dB)	Filter (dB)	EIRP (dBm)	Limit (dBm)	Delta (dB)	Notes
Low Ch, 2502.5									
5005.00	-21.5	V	3.0	33.2	1.0	-53.7	-25.0	-28.7	
7507.50	-20.2	V	3.0	32.8	1.0	-52.0	-25.0	-27.0	
10010.00	-20.9	V	3.0	32.8	1.0	-52.6	-25.0	-27.6	
5005.00	-22.9	H	3.0	33.2	1.0	-55.1	-25.0	-30.1	
7507.50	-21.0	H	3.0	32.8	1.0	-52.9	-25.0	-27.9	
10010.00	-21.3	H	3.0	32.8	1.0	-53.1	-25.0	-28.1	
Mid Ch, 2535									
5070.00	-23.2	V	3.0	33.2	1.0	-55.4	-25.0	-30.4	
7605.00	-20.0	V	3.0	32.8	1.0	-51.9	-25.0	-26.9	
10140.00	-20.9	V	3.0	32.7	1.0	-52.6	-25.0	-27.6	
5070.00	-22.4	H	3.0	33.2	1.0	-54.6	-25.0	-29.6	
7605.00	-20.2	H	3.0	32.8	1.0	-52.0	-25.0	-27.0	
10140.00	-22.2	H	3.0	32.7	1.0	-53.8	-25.0	-28.8	
High Ch, 2567.5									
5135.00	-23.4	V	3.0	33.2	1.0	-55.6	-25.0	-30.6	
7702.50	-21.5	V	3.0	32.8	1.0	-53.3	-25.0	-28.3	
10270.00	-22.0	V	3.0	32.6	1.0	-53.5	-25.0	-28.5	
5135.00	-23.4	H	3.0	33.2	1.0	-55.6	-25.0	-30.6	
7702.50	-22.4	H	3.0	32.8	1.0	-54.2	-25.0	-29.2	
10270.00	-23.1	H	3.0	32.6	1.0	-54.7	-25.0	-29.7	

LTE B7 5MHz QPSK

UL Verification Services, Inc.
Above 1GHz High Frequency Substitution Measurement

Company: SOMC
Project #: 11740661
Date: 6/15/2017
Test Engineer: 37290
Configuration: EUT + AC + Headset
Location: Chamber C
Mode: LTE_16QAM Band 7 Harmonics, 5MHz Bandwidth

f MHz	SG reading (dBm)	Ant. Pol. (H/V)	Distance (m)	Preamp (dB)	Filter (dB)	EIRP (dBm)	Limit (dBm)	Delta (dB)	Notes
Low Ch, 2502.5									
5005.00	-21.9	V	3.0	33.2	1.0	-54.1	-25.0	-29.1	
7507.50	-20.6	V	3.0	32.8	1.0	-52.5	-25.0	-27.5	
10010.00	-21.8	V	3.0	32.8	1.0	-53.5	-25.0	-28.5	
5005.00	-23.6	H	3.0	33.2	1.0	-55.8	-25.0	-30.8	
7507.50	-21.3	H	3.0	32.8	1.0	-53.2	-25.0	-28.2	
10010.00	-21.5	H	3.0	32.8	1.0	-53.3	-25.0	-28.3	
Mid Ch, 2535									
5070.00	-24.0	V	3.0	33.2	1.0	-56.2	-25.0	-31.2	
7605.00	-20.0	V	3.0	32.8	1.0	-51.9	-25.0	-26.9	
10140.00	-21.5	V	3.0	32.7	1.0	-53.1	-25.0	-28.1	
5070.00	-22.9	H	3.0	33.2	1.0	-55.1	-25.0	-30.1	
7605.00	-20.8	H	3.0	32.8	1.0	-52.6	-25.0	-27.6	
10140.00	-23.1	H	3.0	32.7	1.0	-54.7	-25.0	-29.7	
High Ch, 2567.5									
5135.00	-24.3	V	3.0	33.2	1.0	-56.5	-25.0	-31.5	
7702.50	-22.0	V	3.0	32.8	1.0	-53.8	-25.0	-28.8	
10270.00	-22.9	V	3.0	32.6	1.0	-54.5	-25.0	-29.5	
5135.00	-24.1	H	3.0	33.2	1.0	-56.3	-25.0	-31.3	
7702.50	-23.3	H	3.0	32.8	1.0	-55.1	-25.0	-30.1	
10270.00	-23.3	H	3.0	32.6	1.0	-54.9	-25.0	-29.9	

LTE B7 5MHz 16QAM

UL Verification Services, Inc.
Above 1GHz High Frequency Substitution Measurement

Company: SOMC
Project #: 11740661
Date: 6/15/2017
Test Engineer: 37290
Configuration: EUT + AC + Headset
Location: Chamber C
Mode: LTE_QPSK Band 7 Harmonics, 10MHz Bandwidth

f MHz	SG reading (dBm)	Ant. Pol. (H/V)	Distance (m)	Preamp (dB)	Filter (dB)	EIRP (dBm)	Limit (dBm)	Delta (dB)	Notes
Low Ch, 2505									
5010.00	-21.2	V	3.0	33.2	1.0	-53.5	-25.0	-28.5	
7515.00	-19.4	V	3.0	32.8	1.0	-51.3	-25.0	-26.3	
10020.00	-20.5	V	3.0	32.8	1.0	-52.3	-25.0	-27.3	
5010.00	-22.5	H	3.0	33.2	1.0	-54.7	-25.0	-29.7	
7515.00	-20.6	H	3.0	32.8	1.0	-52.4	-25.0	-27.4	
10020.00	-20.5	H	3.0	32.8	1.0	-52.3	-25.0	-27.3	
Mid Ch, 2535									
5070.00	-22.9	V	3.0	33.2	1.0	-55.1	-25.0	-30.1	
7605.00	-19.2	V	3.0	32.8	1.0	-51.1	-25.0	-26.1	
10140.00	-20.5	V	3.0	32.7	1.0	-52.2	-25.0	-27.2	
5070.00	-21.7	H	3.0	33.2	1.0	-53.9	-25.0	-28.9	
7605.00	-19.2	H	3.0	32.8	1.0	-51.1	-25.0	-26.1	
10140.00	-21.9	H	3.0	32.7	1.0	-53.6	-25.0	-28.6	
High Ch, 2565									
5130.00	-23.0	V	3.0	33.2	1.0	-55.2	-25.0	-30.2	
7695.00	-21.0	V	3.0	32.8	1.0	-52.9	-25.0	-27.9	
10260.00	-21.4	V	3.0	32.6	1.0	-53.0	-25.0	-28.0	
5130.00	-22.5	H	3.0	33.2	1.0	-54.7	-25.0	-29.7	
7695.00	-21.8	H	3.0	32.8	1.0	-53.7	-25.0	-28.7	
10260.00	-23.0	H	3.0	32.6	1.0	-54.6	-25.0	-29.6	

LTE B7 10MHz QPSK

UL Verification Services, Inc.
Above 1GHz High Frequency Substitution Measurement

Company: SOMC
Project #: 11740661
Date: 6/15/2017
Test Engineer: 37290
Configuration: EUT + AC + Headset
Location: Chamber C
Mode: LTE_16QAM Band 7 Harmonics, 10MHz Bandwidth

f MHz	SG reading (dBm)	Ant. Pol. (H/V)	Distance (m)	Preamp (dB)	Filter (dB)	EIRP (dBm)	Limit (dBm)	Delta (dB)	Notes
Low Ch, 2505									
5010.00	-22.1	V	3.0	33.2	1.0	-54.3	-25.0	-29.3	
7515.00	-19.6	V	3.0	32.8	1.0	-51.4	-25.0	-26.4	
10020.00	-21.3	V	3.0	32.8	1.0	-53.1	-25.0	-28.1	
5010.00	-23.5	H	3.0	33.2	1.0	-55.7	-25.0	-30.7	
7515.00	-21.3	H	3.0	32.8	1.0	-53.2	-25.0	-28.2	
10020.00	-21.3	H	3.0	32.8	1.0	-53.1	-25.0	-28.1	
Mid Ch, 2535									
5070.00	-23.5	V	3.0	33.2	1.0	-55.8	-25.0	-30.8	
7605.00	-19.6	V	3.0	32.8	1.0	-51.5	-25.0	-26.5	
10140.00	-21.2	V	3.0	32.7	1.0	-52.9	-25.0	-27.9	
5070.00	-22.6	H	3.0	33.2	1.0	-54.8	-25.0	-29.8	
7605.00	-20.1	H	3.0	32.8	1.0	-51.9	-25.0	-26.9	
10140.00	-22.8	H	3.0	32.7	1.0	-54.5	-25.0	-29.5	
High Ch, 2565									
5130.00	-23.3	V	3.0	33.2	1.0	-55.5	-25.0	-30.5	
7695.00	-21.7	V	3.0	32.8	1.0	-53.6	-25.0	-28.6	
10260.00	-22.0	V	3.0	32.6	1.0	-53.6	-25.0	-28.6	
5130.00	-22.8	H	3.0	33.2	1.0	-55.0	-25.0	-30.0	
7695.00	-22.2	H	3.0	32.8	1.0	-54.0	-25.0	-29.0	
10260.00	-23.9	H	3.0	32.6	1.0	-55.5	-25.0	-30.5	

LTE B7 10MHz 16QAM

UL Verification Services, Inc.
Above 1GHz High Frequency Substitution Measurement

Company: SOMC
Project #: 11740661
Date: 6/15/2017
Test Engineer: 37290
Configuration: EUT + AC + Headset
Location: Chamber C
Mode: LTE_QPSK Band 7 Harmonics, 15MHz Bandwidth

f MHz	SG reading (dBm)	Ant. Pol. (H/V)	Distance (m)	Preamp (dB)	Filter (dB)	EIRP (dBm)	Limit (dBm)	Delta (dB)	Notes
Low Ch, 2507.5									
5015.00	-21.5	V	3.0	33.2	1.0	-53.7	-25.0	-28.7	
7522.50	-19.7	V	3.0	32.8	1.0	-51.6	-25.0	-26.6	
10030.00	-21.3	V	3.0	32.8	1.0	-53.1	-25.0	-28.1	
5015.00	-23.3	H	3.0	33.2	1.0	-55.5	-25.0	-30.5	
7522.50	-21.4	H	3.0	32.8	1.0	-53.2	-25.0	-28.2	
10030.00	-21.0	H	3.0	32.8	1.0	-52.7	-25.0	-27.7	
Mid Ch, 2535									
5070.00	-23.1	V	3.0	33.2	1.0	-55.4	-25.0	-30.4	
7605.00	-20.2	V	3.0	32.8	1.0	-52.0	-25.0	-27.0	
10140.00	-20.6	V	3.0	32.7	1.0	-52.2	-25.0	-27.2	
5070.00	-22.4	H	3.0	33.2	1.0	-54.6	-25.0	-29.6	
7605.00	-19.6	H	3.0	32.8	1.0	-51.4	-25.0	-26.4	
10140.00	-22.3	H	3.0	32.7	1.0	-54.0	-25.0	-29.0	
High Ch, 2562.5									
5125.00	-23.3	V	3.0	33.2	1.0	-55.5	-25.0	-30.5	
7687.50	-22.0	V	3.0	32.8	1.0	-53.8	-25.0	-28.8	
10250.00	-21.7	V	3.0	32.6	1.0	-53.3	-25.0	-28.3	
5125.00	-23.4	H	3.0	33.2	1.0	-55.6	-25.0	-30.6	
7687.50	-22.2	H	3.0	32.8	1.0	-54.0	-25.0	-29.0	
10250.00	-23.1	H	3.0	32.6	1.0	-54.7	-25.0	-29.7	

LTE B7 15MHz QPSK

UL Verification Services, Inc.
Above 1GHz High Frequency Substitution Measurement

Company: SOMC
Project #: 11740661
Date: 6/15/2017
Test Engineer: 37290
Configuration: EUT + AC + Headset
Location: Chamber C
Mode: LTE_16QAM Band 7 Harmonics, 15MHz Bandwidth

f MHz	SG reading (dBm)	Ant. Pol. (H/V)	Distance (m)	Preamp (dB)	Filter (dB)	EIRP (dBm)	Limit (dBm)	Delta (dB)	Notes
Low Ch, 2507.5									
5015.00	-21.5	V	3.0	33.2	1.0	-53.8	-25.0	-28.8	
7522.50	-19.4	V	3.0	32.8	1.0	-51.3	-25.0	-26.3	
10030.00	-20.8	V	3.0	32.8	1.0	-52.6	-25.0	-27.6	
5015.00	-22.8	H	3.0	33.2	1.0	-55.0	-25.0	-30.0	
7522.50	-20.7	H	3.0	32.8	1.0	-52.6	-25.0	-27.6	
10030.00	-21.4	H	3.0	32.8	1.0	-53.2	-25.0	-28.2	
Mid Ch, 2535									
5070.00	-23.0	V	3.0	33.2	1.0	-55.2	-25.0	-30.2	
7605.00	-19.3	V	3.0	32.8	1.0	-51.2	-25.0	-26.2	
10140.00	-21.4	V	3.0	32.7	1.0	-53.1	-25.0	-28.1	
5070.00	-21.9	H	3.0	33.2	1.0	-54.2	-25.0	-29.2	
7605.00	-20.1	H	3.0	32.8	1.0	-52.0	-25.0	-27.0	
10140.00	-22.0	H	3.0	32.7	1.0	-53.6	-25.0	-28.6	
High Ch, 2562.5									
5125.00	-23.3	V	3.0	33.2	1.0	-55.5	-25.0	-30.5	
7687.50	-21.2	V	3.0	32.8	1.0	-53.0	-25.0	-28.0	
10250.00	-22.3	V	3.0	32.6	1.0	-53.9	-25.0	-28.9	
5125.00	-23.4	H	3.0	33.2	1.0	-55.6	-25.0	-30.6	
7687.50	-22.6	H	3.0	32.8	1.0	-54.4	-25.0	-29.4	
10250.00	-23.2	H	3.0	32.6	1.0	-54.9	-25.0	-29.9	

LTE B7 15MHz 16QAM

UL VERIFICATION SERVICES INC. FORM NO: CCSUP4701H
47173 BENICIA STREET, FREMONT, CA 94538, USA TEL: (510) 771-1000 FAX: (510) 661-0888

This report shall not be reproduced except in full, without the written approval of UL Verification Services Inc.

UL Verification Services, Inc.
Above 1GHz High Frequency Substitution Measurement

Company: SOMC
Project #: 11740661
Date: 6/9/2017
Test Engineer: 43574 JS
Configuration: EUT + AC + Headset
Location: Chamber C
Mode: LTE_QPSK Band 7 Harmonics, 20MHz Bandwidth

f MHz	SG reading (dBm)	Ant. Pol. (H/V)	Distance (m)	Preamp (dB)	Filter (dB)	EIRP (dBm)	Limit (dBm)	Delta (dB)	Notes
Low Ch, 2510									
5020.00	-22.2	V	3.0	33.2	1.0	-54.4	-25.0	-29.4	
7530.00	-20.8	V	3.0	32.8	1.0	-52.7	-25.0	-27.7	
10040.00	-21.4	V	3.0	32.7	1.0	-53.2	-25.0	-28.2	
5020.00	-23.0	H	3.0	33.2	1.0	-55.3	-25.0	-30.3	
7530.00	-21.6	H	3.0	32.8	1.0	-53.5	-25.0	-28.5	
10040.00	-22.0	H	3.0	32.7	1.0	-53.7	-25.0	-28.7	
Mid Ch, 2535									
5070.00	-23.4	V	3.0	33.2	1.0	-55.6	-25.0	-30.6	
7605.00	-20.7	V	3.0	32.8	1.0	-52.6	-25.0	-27.6	
10140.00	-21.1	V	3.0	32.7	1.0	-52.8	-25.0	-27.8	
5070.00	-23.2	H	3.0	33.2	1.0	-55.4	-25.0	-30.4	
7605.00	-20.5	H	3.0	32.8	1.0	-52.4	-25.0	-27.4	
10140.00	-22.3	H	3.0	32.7	1.0	-54.0	-25.0	-29.0	
High Ch, 2560									
5120.00	-24.2	V	3.0	33.2	1.0	-56.4	-25.0	-31.4	
7680.00	-22.0	V	3.0	32.8	1.0	-53.8	-25.0	-28.8	
10240.00	-22.7	V	3.0	32.6	1.0	-54.3	-25.0	-29.3	
5120.00	-23.5	H	3.0	33.2	1.0	-55.7	-25.0	-30.7	
7680.00	-22.4	H	3.0	32.8	1.0	-54.3	-25.0	-29.3	
10240.00	-23.3	H	3.0	32.6	1.0	-55.0	-25.0	-30.0	

LTE B7 20MHz QPSK

UL Verification Services, Inc.
Above 1GHz High Frequency Substitution Measurement

Company: SOMC
Project #: 11740661
Date: 6/9/2017
Test Engineer: 43574 JS
Configuration: EUT + AC + Headset
Location: Chamber C
Mode: LTE_16QAM Band 7 Harmonics, 20MHz Bandwidth

f MHz	SG reading (dBm)	Ant. Pol. (H/V)	Distance (m)	Preamp (dB)	Filter (dB)	EIRP (dBm)	Limit (dBm)	Delta (dB)	Notes
Low Ch, 2510									
5020.00	-21.0	V	3.0	33.2	1.0	-53.2	-25.0	-28.2	
7530.00	-18.9	V	3.0	32.8	1.0	-50.7	-25.0	-25.7	
10040.00	-19.7	V	3.0	32.7	1.0	-51.4	-25.0	-26.4	
5020.00	-22.0	H	3.0	33.2	1.0	-54.3	-25.0	-29.3	
7530.00	-20.0	H	3.0	32.8	1.0	-51.8	-25.0	-26.8	
10040.00	-20.0	H	3.0	32.7	1.0	-51.7	-25.0	-26.7	
Mid Ch, 2535									
5070.00	-22.2	V	3.0	33.2	1.0	-54.4	-25.0	-29.4	
7605.00	-18.3	V	3.0	32.8	1.0	-50.2	-25.0	-25.2	
10140.00	-19.2	V	3.0	32.7	1.0	-50.9	-25.0	-25.9	
5070.00	-21.8	H	3.0	33.2	1.0	-54.1	-25.0	-29.1	
7605.00	-18.9	H	3.0	32.8	1.0	-50.8	-25.0	-25.8	
10140.00	-19.6	H	3.0	32.7	1.0	-51.3	-25.0	-26.3	
High Ch, 2560									
5120.00	-22.9	V	3.0	33.2	1.0	-55.1	-25.0	-30.1	
7680.00	-20.1	V	3.0	32.8	1.0	-51.9	-25.0	-26.9	
10240.00	-21.0	V	3.0	32.6	1.0	-52.6	-25.0	-27.6	
5120.00	-22.1	H	3.0	33.2	1.0	-54.3	-25.0	-29.3	
7680.00	-21.0	H	3.0	32.8	1.0	-52.8	-25.0	-27.8	
10240.00	-21.0	H	3.0	32.6	1.0	-52.6	-25.0	-27.6	

LTE B7 20MHz 16QAM

UL VERIFICATION SERVICES INC. FORM NO: CCSUP4701H
47173 BENICIA STREET, FREMONT, CA 94538, USA TEL: (510) 771-1000 FAX: (510) 661-0888
This report shall not be reproduced except in full, without the written approval of UL Verification Services Inc.

LTE Band 12

UL Verification Services, Inc.
Above 1GHz High Frequency Substitution Measurement

Company: SOMC
Project #: 11740661
Date: 6/15/2017
Test Engineer: 43575 OS
Configuration: EUT + AC + Headset
Location: Chamber C
Mode: LTE_QPSK Band 12 Harmonics, 1.4MHz Bandwidth

f MHz	SG reading (dBm)	Ant. Pol. (H/V)	Distance (m)	Preamp (dB)	Filter (dB)	EIRP (dBm)	Limit (dBm)	Delta (dB)	Notes
Low Ch, 699.7									
1399.40	-22.6	V	3.0	36.5	1.0	-58.1	-13.0	-45.1	
2099.10	-24.4	V	3.0	35.6	1.0	-59.0	-13.0	-46.0	
2798.80	-23.9	V	3.0	34.7	1.0	-57.7	-13.0	-44.7	
1399.40	-18.3	H	3.0	36.5	1.0	-53.8	-13.0	-40.8	
2099.10	-24.7	H	3.0	35.6	1.0	-59.4	-13.0	-46.4	
2798.80	-24.6	H	3.0	34.7	1.0	-58.3	-13.0	-45.3	
Mid Ch, 707.5									
1415.00	-18.5	V	3.0	36.5	1.0	-54.0	-13.0	-41.0	
2122.50	-23.2	V	3.0	35.6	1.0	-57.8	-13.0	-44.8	
2830.00	-24.5	V	3.0	34.7	1.0	-58.2	-13.0	-45.2	
1415.00	-14.6	H	3.0	36.5	1.0	-50.1	-13.0	-37.1	
2122.50	-24.4	H	3.0	35.6	1.0	-59.0	-13.0	-46.0	
2830.00	-24.0	H	3.0	34.7	1.0	-57.7	-13.0	-44.7	
High Ch, 715.3									
1430.60	-14.5	V	3.0	36.5	1.0	-50.0	-13.0	-37.0	
2145.90	-17.5	V	3.0	35.6	1.0	-52.1	-13.0	-39.1	
2861.20	-24.0	V	3.0	34.7	1.0	-57.7	-13.0	-44.7	
1430.60	-10.9	H	3.0	36.5	1.0	-46.4	-13.0	-33.4	
2145.90	-24.6	H	3.0	35.6	1.0	-59.2	-13.0	-46.2	
2861.20	-24.4	H	3.0	34.7	1.0	-58.0	-13.0	-45.0	

LTE B12 1.4MHz QPSK

UL Verification Services, Inc.
Above 1GHz High Frequency Substitution Measurement

Company: SOMC
Project #: 11740661
Date: 6/15/2017
Test Engineer: 43575 OS
Configuration: EUT + AC + Headset
Location: Chamber C
Mode: LTE_16QAM Band 12 Harmonics, 1.4MHz Bandwidth

f MHz	SG reading (dBm)	Ant. Pol. (H/V)	Distance (m)	Preamp (dB)	Filter (dB)	EIRP (dBm)	Limit (dBm)	Delta (dB)	Notes
Low Ch, 699.7									
1399.40	-22.5	V	3.0	36.5	1.0	-58.0	-13.0	-45.0	
2099.10	-23.9	V	3.0	35.6	1.0	-58.6	-13.0	-45.6	
2798.80	-23.8	V	3.0	34.7	1.0	-57.5	-13.0	-44.5	
1399.40	-17.7	H	3.0	36.5	1.0	-53.2	-13.0	-40.2	
2099.10	-25.9	H	3.0	35.6	1.0	-60.5	-13.0	-47.5	
2798.80	-24.8	H	3.0	34.7	1.0	-58.5	-13.0	-45.5	
Mid Ch, 707.5									
1415.00	-18.3	V	3.0	36.5	1.0	-53.8	-13.0	-40.8	
2122.50	-21.3	V	3.0	35.6	1.0	-55.9	-13.0	-42.9	
2830.00	-24.7	V	3.0	34.7	1.0	-58.4	-13.0	-45.4	
1415.00	-15.0	H	3.0	36.5	1.0	-50.6	-13.0	-37.6	
2122.50	-24.0	H	3.0	35.6	1.0	-58.6	-13.0	-45.6	
2830.00	-22.8	H	3.0	34.7	1.0	-56.5	-13.0	-43.5	
High Ch, 715.3									
1430.60	-13.9	V	3.0	36.5	1.0	-49.4	-13.0	-36.4	
2145.90	-16.6	V	3.0	35.6	1.0	-51.2	-13.0	-38.2	
2861.20	-23.8	V	3.0	34.7	1.0	-57.5	-13.0	-44.5	
1430.60	-9.7	H	3.0	36.5	1.0	-45.2	-13.0	-32.2	
2145.90	-19.5	H	3.0	35.6	1.0	-54.1	-13.0	-41.1	
2861.20	-24.7	H	3.0	34.7	1.0	-58.4	-13.0	-45.4	

LTE B12 1.4MHz 16QAM

UL Verification Services, Inc.
Above 1GHz High Frequency Substitution Measurement

Company: SOMC
Project #: 11740661
Date: 6/15/2017
Test Engineer: 43575 OS
Configuration: EUT + AC + Headset
Location: Chamber C
Mode: LTE_QPSK Band 12 Harmonics, 3MHz Bandwidth

f MHz	SG reading (dBm)	Ant. Pol. (H/V)	Distance (m)	Preamp (dB)	Filter (dB)	EIRP (dBm)	Limit (dBm)	Delta (dB)	Notes
Low Ch, 700.5									
1401.00	-20.1	V	3.0	36.5	1.0	-55.6	-13.0	-42.6	
2101.50	-24.8	V	3.0	35.6	1.0	-59.5	-13.0	-46.5	
2802.00	-24.4	V	3.0	34.7	1.0	-58.1	-13.0	-45.1	
1401.00	-23.3	H	3.0	36.5	1.0	-58.8	-13.0	-45.8	
2101.50	-25.1	H	3.0	35.6	1.0	-59.8	-13.0	-46.8	
2802.00	-24.6	H	3.0	34.7	1.0	-58.3	-13.0	-45.3	
Mid Ch, 707.5									
1415.00	-19.3	V	3.0	36.5	1.0	-54.8	-13.0	-41.8	
2122.50	-23.2	V	3.0	35.6	1.0	-57.8	-13.0	-44.8	
2830.00	-24.2	V	3.0	34.7	1.0	-57.9	-13.0	-44.9	
1415.00	-23.5	H	3.0	36.5	1.0	-59.0	-13.0	-46.0	
2122.50	-24.0	H	3.0	35.6	1.0	-58.6	-13.0	-45.6	
2830.00	-19.9	H	3.0	34.7	1.0	-53.6	-13.0	-40.6	
High Ch, 714.5									
1429.00	-14.8	V	3.0	36.5	1.0	-50.3	-13.0	-37.3	
2143.50	-22.3	V	3.0	35.6	1.0	-56.8	-13.0	-43.8	
2858.00	-23.7	V	3.0	34.7	1.0	-57.3	-13.0	-44.3	
1429.00	-15.8	H	3.0	36.5	1.0	-51.4	-13.0	-38.4	
2143.50	-25.1	H	3.0	35.6	1.0	-59.7	-13.0	-46.7	
2858.00	-25.0	H	3.0	34.7	1.0	-58.7	-13.0	-45.7	

LTE B12 3MHz QPSK

UL Verification Services, Inc.
Above 1GHz High Frequency Substitution Measurement

Company: SOMC
Project #: 11740661
Date: 6/15/2017
Test Engineer: 43575 OS
Configuration: EUT + AC + Headset
Location: Chamber C
Mode: LTE_16QAM Band 12 Harmonics, 3MHz Bandwidth

f MHz	SG reading (dBm)	Ant. Pol. (H/V)	Distance (m)	Preamp (dB)	Filter (dB)	EIRP (dBm)	Limit (dBm)	Delta (dB)	Notes
Low Ch, 700.5									
1401.00	-20.0	V	3.0	36.5	1.0	-55.5	-13.0	-42.5	
2101.50	-24.5	V	3.0	35.6	1.0	-59.2	-13.0	-46.2	
2802.00	-24.4	V	3.0	34.7	1.0	-58.2	-13.0	-45.2	
1401.00	-22.3	H	3.0	36.5	1.0	-57.9	-13.0	-44.9	
2101.50	-25.2	H	3.0	35.6	1.0	-59.9	-13.0	-46.9	
2802.00	-24.8	H	3.0	34.7	1.0	-58.5	-13.0	-45.5	
Mid Ch, 707.5									
1415.00	-19.5	V	3.0	36.5	1.0	-55.0	-13.0	-42.0	
2122.50	-21.0	V	3.0	35.6	1.0	-55.6	-13.0	-42.6	
2830.00	-22.2	V	3.0	34.7	1.0	-55.9	-13.0	-42.9	
1415.00	-17.7	H	3.0	36.5	1.0	-53.2	-13.0	-40.2	
2122.50	-23.4	H	3.0	35.6	1.0	-58.0	-13.0	-45.0	
2830.00	-24.3	H	3.0	34.7	1.0	-58.0	-13.0	-45.0	
High Ch, 714.5									
1429.00	-14.4	V	3.0	36.5	1.0	-50.0	-13.0	-37.0	
2143.50	-22.8	V	3.0	35.6	1.0	-57.4	-13.0	-44.4	
2858.00	-24.5	V	3.0	34.7	1.0	-58.1	-13.0	-45.1	
1429.00	-15.8	H	3.0	36.5	1.0	-51.3	-13.0	-38.3	
2143.50	-25.0	H	3.0	35.6	1.0	-59.5	-13.0	-46.5	
2858.00	-24.6	H	3.0	34.7	1.0	-58.3	-13.0	-45.3	

LTE B12 3MHz 16QAM

UL Verification Services, Inc.
Above 1GHz High Frequency Substitution Measurement

Company: SOMC
Project #: 11740661
Date: 6/15/2017
Test Engineer: 43575 OS
Configuration: EUT + AC + Headset
Location: Chamber C
Mode: LTE_QPSK Band 12 Harmonics, 5MHz Bandwidth

f MHz	SG reading (dBm)	Ant. Pol. (H/V)	Distance (m)	Preamp (dB)	Filter (dB)	EIRP (dBm)	Limit (dBm)	Delta (dB)	Notes
Low Ch, 701.5									
1403.00	-18.2	V	3.0	36.5	1.0	-53.8	-13.0	-40.8	
2104.50	-23.5	V	3.0	35.6	1.0	-58.2	-13.0	-45.2	
2806.00	-24.1	V	3.0	34.7	1.0	-57.8	-13.0	-44.8	
1403.00	-30.6	H	3.0	36.5	1.0	-66.1	-13.0	-53.1	
2104.50	-24.8	H	3.0	35.6	1.0	-59.4	-13.0	-46.4	
2806.00	-24.7	H	3.0	34.7	1.0	-58.4	-13.0	-45.4	
Mid Ch, 707.5									
1415.00	-19.2	V	3.0	36.5	1.0	-54.7	-13.0	-41.7	
2122.50	-22.4	V	3.0	35.6	1.0	-57.0	-13.0	-44.0	
2830.00	-21.9	V	3.0	34.7	1.0	-55.6	-13.0	-42.6	
1415.00	-30.3	H	3.0	36.5	1.0	-65.9	-13.0	-52.9	
2122.50	-25.5	H	3.0	35.6	1.0	-60.1	-13.0	-47.1	
2830.00	-25.0	H	3.0	34.7	1.0	-58.7	-13.0	-45.7	
High Ch, 713.5									
1427.00	-14.7	V	3.0	36.5	1.0	-50.2	-13.0	-37.2	
2140.50	-21.8	V	3.0	35.6	1.0	-56.4	-13.0	-43.4	
2854.00	-23.7	V	3.0	34.7	1.0	-57.4	-13.0	-44.4	
1427.00	-30.1	H	3.0	36.5	1.0	-65.6	-13.0	-52.6	
2140.50	-23.1	H	3.0	35.6	1.0	-57.6	-13.0	-44.6	
2854.00	-25.1	H	3.0	34.7	1.0	-58.8	-13.0	-45.8	

LTE B12 5MHz QPSK

UL Verification Services, Inc.
Above 1GHz High Frequency Substitution Measurement

Company: SOMC
Project #: 11740661
Date: 6/15/2017
Test Engineer: 43575 OS
Configuration: EUT + AC + Headset
Location: Chamber C
Mode: LTE_16QAM Band 12 Harmonics, 5MHz Bandwidth

f MHz	SG reading (dBm)	Ant. Pol. (H/V)	Distance (m)	Preamp (dB)	Filter (dB)	EIRP (dBm)	Limit (dBm)	Delta (dB)	Notes
Low Ch, 701.5									
1403.00	-17.8	V	3.0	36.5	1.0	-53.3	-13.0	-40.3	
2104.50	-23.3	V	3.0	35.6	1.0	-58.0	-13.0	-45.0	
2806.00	-24.6	V	3.0	34.7	1.0	-58.3	-13.0	-45.3	
1403.00	-30.0	H	3.0	36.5	1.0	-65.5	-13.0	-52.5	
2104.50	-24.7	H	3.0	35.6	1.0	-59.3	-13.0	-46.3	
2806.00	-24.6	H	3.0	34.7	1.0	-58.3	-13.0	-45.3	
Mid Ch, 707.5									
1415.00	-19.2	V	3.0	36.5	1.0	-54.7	-13.0	-41.7	
2122.50	-22.8	V	3.0	35.6	1.0	-57.4	-13.0	-44.4	
2830.00	-22.2	V	3.0	34.7	1.0	-55.9	-13.0	-42.9	
1415.00	-29.7	H	3.0	36.5	1.0	-65.2	-13.0	-52.2	
2122.50	-23.3	H	3.0	35.6	1.0	-57.9	-13.0	-44.9	
2830.00	-24.0	H	3.0	34.7	1.0	-57.7	-13.0	-44.7	
High Ch, 713.5									
1427.00	-12.1	V	3.0	36.5	1.0	-47.6	-13.0	-34.6	
2140.50	-21.4	V	3.0	35.6	1.0	-56.0	-13.0	-43.0	
2854.00	-24.5	V	3.0	34.7	1.0	-58.1	-13.0	-45.1	
1427.00	-29.8	H	3.0	36.5	1.0	-65.4	-13.0	-52.4	
2140.50	-23.9	H	3.0	35.6	1.0	-58.5	-13.0	-45.5	
2854.00	-25.1	H	3.0	34.7	1.0	-58.7	-13.0	-45.7	

LTE B12 5MHz 16QAM

UL VERIFICATION SERVICES INC. FORM NO: CCSUP4701H
47173 BENICIA STREET, FREMONT, CA 94538, USA TEL: (510) 771-1000 FAX: (510) 661-0888

This report shall not be reproduced except in full, without the written approval of UL Verification Services Inc.

UL Verification Services, Inc.
Above 1GHz High Frequency Substitution Measurement

Company: SOMC
Project #: 11740661
Date: 6/9/2017
Test Engineer: 43574 JS
Configuration: EUT + AC + Headset
Location: Chamber C
Mode: LTE_QPSK Band 12 Harmonics, 10MHz Bandwidth

f MHz	SG reading (dBm)	Ant. Pol. (H/V)	Distance (m)	Preamp (dB)	Filter (dB)	EIRP (dBm)	Limit (dBm)	Delta (dB)	Notes
Low Ch, 704									
1408.00	-32.2	V	3.0	36.5	1.0	-67.7	-13.0	-54.7	
2112.00	-25.7	V	3.0	35.6	1.0	-60.4	-13.0	-47.4	
2816.00	-27.9	V	3.0	34.7	1.0	-61.6	-13.0	-48.6	
1408.00	-33.4	H	3.0	36.5	1.0	-68.9	-13.0	-55.9	
2112.00	-26.7	H	3.0	35.6	1.0	-61.3	-13.0	-48.3	
2816.00	-29.6	H	3.0	34.7	1.0	-63.3	-13.0	-50.3	
Mid Ch, 707.5									
1415.00	-32.3	V	3.0	36.5	1.0	-67.9	-13.0	-54.9	
2122.50	-25.8	V	3.0	35.6	1.0	-60.4	-13.0	-47.4	
2830.00	-27.7	V	3.0	34.7	1.0	-61.4	-13.0	-48.4	
1415.00	-33.4	H	3.0	36.5	1.0	-68.9	-13.0	-55.9	
2122.50	-26.4	H	3.0	35.6	1.0	-61.0	-13.0	-48.0	
2830.00	-29.3	H	3.0	34.7	1.0	-63.0	-13.0	-50.0	
High Ch, 711									
1422.00	-32.7	V	3.0	36.5	1.0	-68.2	-13.0	-55.2	
2133.00	-25.7	V	3.0	35.6	1.0	-60.2	-13.0	-47.2	
2844.00	-27.1	V	3.0	34.7	1.0	-60.8	-13.0	-47.8	
1422.00	-33.5	H	3.0	36.5	1.0	-69.1	-13.0	-56.1	
2133.00	-26.0	H	3.0	35.6	1.0	-60.6	-13.0	-47.6	
2844.00	-28.8	H	3.0	34.7	1.0	-62.5	-13.0	-49.5	

LTE B12 10MHz QPSK

UL Verification Services, Inc.
Above 1GHz High Frequency Substitution Measurement

Company: SOMC
Project #: 11740661
Date: 6/9/2017
Test Engineer: 43574 JS
Configuration: EUT + AC + Headset
Location: Chamber C
Mode: LTE_QPSK Band 12 Harmonics, 10MHz Bandwidth

f MHz	SG reading (dBm)	Ant. Pol. (H/V)	Distance (m)	Preamp (dB)	Filter (dB)	EIRP (dBm)	Limit (dBm)	Delta (dB)	Notes
Low Ch, 704									
1408.00	-32.7	V	3.0	36.5	1.0	-68.2	-13.0	-55.2	
2112.00	-25.8	V	3.0	35.6	1.0	-60.4	-13.0	-47.4	
2816.00	-26.9	V	3.0	34.7	1.0	-60.6	-13.0	-47.6	
1408.00	-32.3	H	3.0	36.5	1.0	-67.8	-13.0	-54.8	
2112.00	-27.0	H	3.0	35.6	1.0	-61.7	-13.0	-48.7	
2816.00	-29.4	H	3.0	34.7	1.0	-63.1	-13.0	-50.1	
Mid Ch, 707.5									
1415.00	-32.8	V	3.0	36.5	1.0	-68.3	-13.0	-55.3	
2122.50	-26.5	V	3.0	35.6	1.0	-61.1	-13.0	-48.1	
2830.00	-27.2	V	3.0	34.7	1.0	-60.9	-13.0	-47.9	
1415.00	-33.7	H	3.0	36.5	1.0	-69.2	-13.0	-56.2	
2122.50	-26.8	H	3.0	35.6	1.0	-61.4	-13.0	-48.4	
2830.00	-28.9	H	3.0	34.7	1.0	-62.6	-13.0	-49.6	
High Ch, 711									
1422.00	-32.9	V	3.0	36.5	1.0	-68.4	-13.0	-55.4	
2133.00	-25.9	V	3.0	35.6	1.0	-60.5	-13.0	-47.5	
2844.00	-26.8	V	3.0	34.7	1.0	-60.5	-13.0	-47.5	
1422.00	-33.9	H	3.0	36.5	1.0	-69.4	-13.0	-56.4	
2133.00	-26.4	H	3.0	35.6	1.0	-60.9	-13.0	-47.9	
2844.00	-28.8	H	3.0	34.7	1.0	-62.5	-13.0	-49.5	

LTE B12 10MHz 16QAM

UL VERIFICATION SERVICES INC. FORM NO: CCSUP4701H
47173 BENICIA STREET, FREMONT, CA 94538, USA TEL: (510) 771-1000 FAX: (510) 661-0888

This report shall not be reproduced except in full, without the written approval of UL Verification Services Inc.

LTE Band 13

UL Verification Services, Inc.
Above 1GHz High Frequency Substitution Measurement

Company: SOMC
Project #: 11740661
Date: 6/14/2017
Test Engineer: 43575 OS
Configuration: EUT + AC + Headset
Location: Chamber C
Mode: LTE_QPSK Band 13 Harmonics, 5MHz Bandwidth

f MHz	SG reading (dBm)	Ant. Pol. (H/V)	Distance (m)	Preamp (dB)	Filter (dB)	EIRP (dBm)	Limit (dBm)	Delta (dB)	Notes
Low Ch, 779.5									
1559.00	-27.8	V	3.0	36.5	1.0	-63.3	-13.0	-50.3	
2338.50	-23.5	V	3.0	35.2	1.0	-57.7	-13.0	-44.7	
3118.00	-23.4	V	3.0	34.5	1.0	-56.8	-13.0	-43.8	
1559.00	-17.0	H	3.0	36.5	1.0	-52.5	-13.0	-39.5	
2338.50	-23.2	H	3.0	35.2	1.0	-57.5	-13.0	-44.5	
3118.00	-24.0	H	3.0	34.5	1.0	-57.4	-13.0	-44.4	
Mid Ch, 782									
1564.00	-27.4	V	3.0	36.5	1.0	-62.9	-13.0	-49.9	
2346.00	-22.7	V	3.0	35.2	1.0	-56.9	-13.0	-43.9	
3128.00	-23.3	V	3.0	34.4	1.0	-56.7	-13.0	-43.7	
1564.00	-14.7	H	3.0	36.5	1.0	-50.2	-13.0	-37.2	
2346.00	-23.3	H	3.0	35.2	1.0	-57.6	-13.0	-44.6	
3128.00	-24.1	H	3.0	34.4	1.0	-57.5	-13.0	-44.5	
High Ch, 784.5									
1569.00	-26.7	V	3.0	36.5	1.0	-62.2	-13.0	-49.2	
2353.50	-24.0	V	3.0	35.2	1.0	-58.2	-13.0	-45.2	
3138.00	-22.9	V	3.0	34.4	1.0	-56.4	-13.0	-43.4	
1569.00	-15.6	H	3.0	36.5	1.0	-51.1	-13.0	-38.1	
2353.50	-24.8	H	3.0	35.2	1.0	-59.0	-13.0	-46.0	
3138.00	-23.5	H	3.0	34.4	1.0	-57.0	-13.0	-44.0	

LTE B13 5MHz QPSK

UL Verification Services, Inc.
Above 1GHz High Frequency Substitution Measurement

Company: SOMC
Project #: 11740661
Date: 6/14/2017
Test Engineer: 43575 OS
Configuration: EUT + AC + Headset
Location: Chamber C
Mode: LTE_16QAM Band 13 Harmonics, 5MHz Bandwidth

f MHz	SG reading (dBm)	Ant. Pol. (H/V)	Distance (m)	Preamp (dB)	Filter (dB)	EIRP (dBm)	Limit (dBm)	Delta (dB)	Notes
Low Ch, 779.5									
1559.00	-28.7	V	3.0	36.5	1.0	-64.2	-13.0	-51.2	
2338.50	-23.1	V	3.0	35.2	1.0	-57.3	-13.0	-44.3	
3118.00	-23.5	V	3.0	34.5	1.0	-57.0	-13.0	-44.0	
1559.00	-17.3	H	3.0	36.5	1.0	-52.8	-13.0	-39.8	
2338.50	-24.1	H	3.0	35.2	1.0	-58.3	-13.0	-45.3	
3118.00	-24.1	H	3.0	34.5	1.0	-57.5	-13.0	-44.5	
Mid Ch, 782									
1564.00	-26.9	V	3.0	36.5	1.0	-62.4	-13.0	-49.4	
2346.00	-23.7	V	3.0	35.2	1.0	-57.9	-13.0	-44.9	
3128.00	-23.6	V	3.0	34.4	1.0	-57.0	-13.0	-44.0	
1564.00	-15.0	H	3.0	36.5	1.0	-50.5	-13.0	-37.5	
2346.00	-23.8	H	3.0	35.2	1.0	-58.0	-13.0	-45.0	
3128.00	-24.0	H	3.0	34.4	1.0	-57.5	-13.0	-44.5	
High Ch, 784.5									
1569.00	-26.5	V	3.0	36.5	1.0	-62.0	-13.0	-49.0	
2353.50	-23.3	V	3.0	35.2	1.0	-57.5	-13.0	-44.5	
3138.00	-23.3	V	3.0	34.4	1.0	-56.7	-13.0	-43.7	
1569.00	-15.9	H	3.0	36.5	1.0	-51.4	-13.0	-38.4	
2353.50	-25.6	H	3.0	35.2	1.0	-59.8	-13.0	-46.8	
3138.00	-24.5	H	3.0	34.4	1.0	-57.9	-13.0	-44.9	

LTE B13 5MHz 16QAM

Mid Ch, 782									
1564.00	-30.5	V	3.0	36.5	1.0	-66.0	-13.0	-53.0	
2346.00	-28.7	V	3.0	35.2	1.0	-62.9	-13.0	-49.9	
3128.00	-25.6	V	3.0	34.4	1.0	-59.0	-13.0	-46.0	
1564.00	-30.4	H	3.0	36.5	1.0	-65.9	-13.0	-52.9	
2346.00	-29.2	H	3.0	35.2	1.0	-63.4	-13.0	-50.4	
3128.00	-26.1	H	3.0	34.4	1.0	-59.5	-13.0	-46.5	

LTE B13 10MHz QPSK

Mid Ch, 782									
1564.00	-30.7	V	3.0	36.5	1.0	-66.2	-13.0	-53.2	
2346.00	-29.1	V	3.0	35.2	1.0	-63.3	-13.0	-50.3	
3128.00	-25.4	V	3.0	34.4	1.0	-58.8	-13.0	-45.8	
1564.00	-30.8	H	3.0	36.5	1.0	-66.3	-13.0	-53.3	
2346.00	-29.6	H	3.0	35.2	1.0	-63.8	-13.0	-50.8	
3128.00	-25.8	H	3.0	34.4	1.0	-59.3	-13.0	-46.3	

LTE B13 10MHz 16QAM

This report shall not be reproduced except in full, without the written approval of UL Verification Services Inc.

LTE Band 25

UL Verification Services, Inc.
Above 1GHz High Frequency Substitution Measurement

Company: SOMC
Project #: 11740661
Date: 6/13/2017
Test Engineer: 43575 OS
Configuration: EUT + HS + Charger
Location: Chamber C
Mode: LTE_QPSK Band 25 Harmonics, 1.4MHz Bandwidth

f MHz	SG reading (dBm)	Ant. Pol. (H/V)	Distance (m)	Preamp (dB)	Filter (dB)	EIRP (dBm)	Limit (dBm)	Delta (dB)	Notes
Low Ch, 1850.7MHz									
3701.40	-19.3	V	3.0	35.9	1.0	-54.2	-13.0	-41.2	
5552.10	-18.5	V	3.0	35.5	1.0	-53.0	-13.0	-40.0	
7402.80	-16.1	V	3.0	35.7	1.0	-50.8	-13.0	-37.8	
3701.40	-19.6	H	3.0	35.9	1.0	-54.4	-13.0	-41.4	
5552.10	-16.2	H	3.0	35.5	1.0	-50.7	-13.0	-37.7	
7402.80	-14.9	H	3.0	35.7	1.0	-49.7	-13.0	-36.7	
Mid Ch, 1882.5MHz									
3765.00	-19.4	V	3.0	35.8	1.0	-54.2	-13.0	-41.2	
5647.50	-16.7	V	3.0	35.5	1.0	-51.2	-13.0	-38.2	
7530.00	-16.2	V	3.0	35.7	1.0	-51.0	-13.0	-38.0	
3765.00	-18.2	H	3.0	35.8	1.0	-53.0	-13.0	-40.0	
5647.50	-17.4	H	3.0	35.5	1.0	-51.9	-13.0	-38.9	
7530.00	-15.1	H	3.0	35.7	1.0	-49.8	-13.0	-36.8	
High Ch, 1914.3MHz									
3828.60	-18.6	V	3.0	35.8	1.0	-53.3	-13.0	-40.3	
5742.90	-17.8	V	3.0	35.5	1.0	-52.3	-13.0	-39.3	
7657.20	-15.8	V	3.0	35.8	1.0	-50.5	-13.0	-37.5	
3828.60	-18.9	H	3.0	35.8	1.0	-53.7	-13.0	-40.7	
5742.90	-16.5	H	3.0	35.5	1.0	-51.0	-13.0	-38.0	
7657.20	-14.6	H	3.0	35.8	1.0	-49.4	-13.0	-36.4	

LTE B25 1.4MHz QPSK

UL Verification Services, Inc.
Above 1GHz High Frequency Substitution Measurement

Company: SOMC
Project #: 11740661
Date: 6/13/2017
Test Engineer: 43575 OS
Configuration: EUT + HS + Charger
Location: Chamber C
Mode: LTE_16QAM Band 25 Harmonics, 1.4MHz Bandwidth

f MHz	SG reading (dBm)	Ant. Pol. (H/V)	Distance (m)	Preamp (dB)	Filter (dB)	EIRP (dBm)	Limit (dBm)	Delta (dB)	Notes
Low Ch, 1850.7MHz									
3701.40	-19.7	V	3.0	35.9	1.0	-54.6	-13.0	-41.6	
5552.10	-17.9	V	3.0	35.5	1.0	-52.4	-13.0	-39.4	
7402.80	-15.5	V	3.0	35.7	1.0	-50.2	-13.0	-37.2	
3701.40	-19.8	H	3.0	35.9	1.0	-54.6	-13.0	-41.6	
5552.10	-16.7	H	3.0	35.5	1.0	-51.1	-13.0	-38.1	
7402.80	-15.4	H	3.0	35.7	1.0	-50.1	-13.0	-37.1	
Mid Ch, 1882.5MHz									
3765.00	-19.8	V	3.0	35.8	1.0	-54.7	-13.0	-41.7	
5647.50	-18.2	V	3.0	35.5	1.0	-52.7	-13.0	-39.7	
7530.00	-16.4	V	3.0	35.7	1.0	-51.2	-13.0	-38.2	
3765.00	-19.0	H	3.0	35.8	1.0	-53.8	-13.0	-40.8	
5647.50	-17.1	H	3.0	35.5	1.0	-51.6	-13.0	-38.6	
7530.00	-15.4	H	3.0	35.7	1.0	-50.1	-13.0	-37.1	
High Ch, 1914.3MHz									
3828.60	-19.1	V	3.0	35.8	1.0	-53.9	-13.0	-40.9	
5742.90	-17.4	V	3.0	35.5	1.0	-51.9	-13.0	-38.9	
7657.20	-15.7	V	3.0	35.8	1.0	-50.5	-13.0	-37.5	
3828.60	-19.5	H	3.0	35.8	1.0	-54.3	-13.0	-41.3	
5742.90	-15.9	H	3.0	35.5	1.0	-50.4	-13.0	-37.4	
7657.20	-14.0	H	3.0	35.8	1.0	-48.7	-13.0	-35.7	

LTE B25 1.4MHz 16QAM

UL Verification Services, Inc.
Above 1GHz High Frequency Substitution Measurement

Company: SOMC
Project #: 11740661
Date: 6/13/2017
Test Engineer: 43575 OS
Configuration: EUT + HS + Charger
Location: Chamber C
Mode: LTE_QPSK Band 25 Harmonics, 3MHz Bandwidth

f MHz	SG reading (dBm)	Ant. Pol. (H/V)	Distance (m)	Preamp (dB)	Filter (dB)	EIRP (dBm)	Limit (dBm)	Delta (dB)	Notes
Low Ch, 1851.5MHz									
3703.00	-19.7	V	3.0	35.9	1.0	-54.5	-13.0	-41.5	
5554.50	-18.1	V	3.0	35.5	1.0	-52.5	-13.0	-39.5	
7406.00	-16.2	V	3.0	35.7	1.0	-51.0	-13.0	-38.0	
3703.00	-20.2	H	3.0	35.9	1.0	-55.1	-13.0	-42.1	
5554.50	-18.0	H	3.0	35.5	1.0	-52.5	-13.0	-39.5	
7406.00	-14.6	H	3.0	35.7	1.0	-49.4	-13.0	-36.4	
Mid Ch, 1882.5MHz									
3765.00	-19.1	V	3.0	35.8	1.0	-53.9	-13.0	-40.9	
5647.50	-17.6	V	3.0	35.5	1.0	-52.1	-13.0	-39.1	
7530.00	-15.4	V	3.0	35.7	1.0	-50.1	-13.0	-37.1	
3765.00	-20.1	H	3.0	35.8	1.0	-55.0	-13.0	-42.0	
5647.50	-17.0	H	3.0	35.5	1.0	-51.5	-13.0	-38.5	
7530.00	-15.7	H	3.0	35.7	1.0	-50.4	-13.0	-37.4	
High Ch, 1913.5MHz									
3827.00	-19.6	V	3.0	35.8	1.0	-54.4	-13.0	-41.4	
5740.50	-17.4	V	3.0	35.5	1.0	-51.9	-13.0	-38.9	
7654.00	-15.9	V	3.0	35.8	1.0	-50.6	-13.0	-37.6	
3827.00	-19.2	H	3.0	35.8	1.0	-54.0	-13.0	-41.0	
5740.50	-17.7	H	3.0	35.5	1.0	-52.2	-13.0	-39.2	
7654.00	-13.7	H	3.0	35.8	1.0	-48.4	-13.0	-35.4	

LTE B25 3MHz QPSK

UL Verification Services, Inc.
Above 1GHz High Frequency Substitution Measurement

Company: SOMC
Project #: 11740661
Date: 6/13/2017
Test Engineer: 43575 OS
Configuration: EUT + HS + Charger
Location: Chamber C
Mode: LTE_16QAM Band 25 Harmonics, 3MHz Bandwidth

f MHz	SG reading (dBm)	Ant. Pol. (H/V)	Distance (m)	Preamp (dB)	Filter (dB)	EIRP (dBm)	Limit (dBm)	Delta (dB)	Notes
Low Ch, 1851.5MHz									
3703.00	-20.3	V	3.0	35.9	1.0	-55.1	-13.0	-42.1	
5554.50	-18.5	V	3.0	35.5	1.0	-53.0	-13.0	-40.0	
7406.00	-17.1	V	3.0	35.7	1.0	-51.9	-13.0	-38.9	
3703.00	-20.3	H	3.0	35.9	1.0	-55.1	-13.0	-42.1	
5554.50	-17.0	H	3.0	35.5	1.0	-51.4	-13.0	-38.4	
7406.00	-15.8	H	3.0	35.7	1.0	-50.5	-13.0	-37.5	
Mid Ch, 1882.5MHz									
3765.00	-19.2	V	3.0	35.8	1.0	-54.0	-13.0	-41.0	
5647.50	-17.8	V	3.0	35.5	1.0	-52.3	-13.0	-39.3	
7530.00	-15.4	V	3.0	35.7	1.0	-50.2	-13.0	-37.2	
3765.00	-19.3	H	3.0	35.8	1.0	-54.1	-13.0	-41.1	
5647.50	-16.4	H	3.0	35.5	1.0	-50.9	-13.0	-37.9	
7530.00	-15.2	H	3.0	35.7	1.0	-49.9	-13.0	-36.9	
High Ch, 1913.5MHz									
3827.00	-19.5	V	3.0	35.8	1.0	-54.3	-13.0	-41.3	
5740.50	-17.6	V	3.0	35.5	1.0	-52.1	-13.0	-39.1	
7654.00	-15.2	V	3.0	35.8	1.0	-50.0	-13.0	-37.0	
3827.00	-18.5	H	3.0	35.8	1.0	-53.3	-13.0	-40.3	
5740.50	-17.7	H	3.0	35.5	1.0	-52.2	-13.0	-39.2	
7654.00	-14.9	H	3.0	35.8	1.0	-49.7	-13.0	-36.7	

LTE B25 3MHz 16QAM

UL Verification Services, Inc.
Above 1GHz High Frequency Substitution Measurement

Company: SOMC
Project #: 11740661
Date: 6/13/2017
Test Engineer: 43575 OS
Configuration: EUT + HS + Charger
Location: Chamber C
Mode: LTE_QPSK Band 25 Harmonics, 5MHz Bandwidth

f MHz	SG reading (dBm)	Ant. Pol. (H/V)	Distance (m)	Preamp (dB)	Filter (dB)	EIRP (dBm)	Limit (dBm)	Delta (dB)	Notes
Low Ch, 1852.5MHz									
3705.00	-18.8	V	3.0	35.9	1.0	-53.7	-13.0	-40.7	
5557.50	-16.8	V	3.0	35.5	1.0	-51.3	-13.0	-38.3	
7410.00	-16.6	V	3.0	35.7	1.0	-51.3	-13.0	-38.3	
3705.00	-20.5	H	3.0	35.9	1.0	-55.3	-13.0	-42.3	
5557.50	-16.4	H	3.0	35.5	1.0	-50.9	-13.0	-37.9	
7410.00	-15.2	H	3.0	35.7	1.0	-49.9	-13.0	-36.9	
Mid Ch, 1882.5MHz									
3765.00	-19.8	V	3.0	35.8	1.0	-54.6	-13.0	-41.6	
5647.50	-17.1	V	3.0	35.5	1.0	-51.5	-13.0	-38.5	
7530.00	-15.5	V	3.0	35.7	1.0	-50.3	-13.0	-37.3	
3765.00	-19.6	H	3.0	35.8	1.0	-54.4	-13.0	-41.4	
5647.50	-15.4	H	3.0	35.5	1.0	-49.9	-13.0	-36.9	
7530.00	-14.8	H	3.0	35.7	1.0	-49.6	-13.0	-36.6	
High Ch, 1912.5MHz									
3825.00	-19.3	V	3.0	35.8	1.0	-54.1	-13.0	-41.1	
5737.50	-18.1	V	3.0	35.5	1.0	-52.6	-13.0	-39.6	
7650.00	-14.5	V	3.0	35.8	1.0	-49.3	-13.0	-36.3	
3825.00	-18.0	H	3.0	35.8	1.0	-52.8	-13.0	-39.8	
5737.50	-17.6	H	3.0	35.5	1.0	-52.1	-13.0	-39.1	
7650.00	-13.9	H	3.0	35.8	1.0	-48.7	-13.0	-35.7	

LTE B25 5MHz QPSK

UL Verification Services, Inc.
Above 1GHz High Frequency Substitution Measurement

Company: SOMC
Project #: 11740661
Date: 6/13/2017
Test Engineer: 43575 OS
Configuration: EUT + HS + Charger
Location: Chamber C
Mode: LTE_16QAM Band 25 Harmonics, 5MHz Bandwidth

f MHz	SG reading (dBm)	Ant. Pol. (H/V)	Distance (m)	Preamp (dB)	Filter (dB)	EIRP (dBm)	Limit (dBm)	Delta (dB)	Notes
Low Ch, 1852.5MHz									
3705.00	-19.3	V	3.0	35.9	1.0	-54.2	-13.0	-41.2	
5557.50	-17.5	V	3.0	35.5	1.0	-52.0	-13.0	-39.0	
7410.00	-15.4	V	3.0	35.7	1.0	-50.1	-13.0	-37.1	
3705.00	-19.9	H	3.0	35.9	1.0	-54.7	-13.0	-41.7	
5557.50	-17.1	H	3.0	35.5	1.0	-51.6	-13.0	-38.6	
7410.00	-14.9	H	3.0	35.7	1.0	-49.6	-13.0	-36.6	
Mid Ch, 1882.5MHz									
3765.00	-19.2	V	3.0	35.8	1.0	-54.0	-13.0	-41.0	
5647.50	-17.3	V	3.0	35.5	1.0	-51.8	-13.0	-38.8	
7530.00	-16.2	V	3.0	35.7	1.0	-50.9	-13.0	-37.9	
3765.00	-19.3	H	3.0	35.8	1.0	-54.1	-13.0	-41.1	
5647.50	-16.6	H	3.0	35.5	1.0	-51.1	-13.0	-38.1	
7530.00	-15.0	H	3.0	35.7	1.0	-49.8	-13.0	-36.8	
High Ch, 1912.5MHz									
3825.00	-18.8	V	3.0	35.8	1.0	-53.6	-13.0	-40.6	
5737.50	-17.8	V	3.0	35.5	1.0	-52.3	-13.0	-39.3	
7650.00	-14.9	V	3.0	35.8	1.0	-49.7	-13.0	-36.7	
3825.00	-19.3	H	3.0	35.8	1.0	-54.1	-13.0	-41.1	
5737.50	-16.5	H	3.0	35.5	1.0	-51.0	-13.0	-38.0	
7650.00	-14.0	H	3.0	35.8	1.0	-48.7	-13.0	-35.7	

LTE B25 5MHz 16QAM

UL VERIFICATION SERVICES INC. FORM NO: CCSUP4701H
47173 BENICIA STREET, FREMONT, CA 94538, USA TEL: (510) 771-1000 FAX: (510) 661-0888

This report shall not be reproduced except in full, without the written approval of UL Verification Services Inc.

UL Verification Services, Inc.
Above 1GHz High Frequency Substitution Measurement

Company: SOMC
Project #: 11740661
Date: 6/13/2017
Test Engineer: 43575 OS
Configuration: EUT + HS + Charger
Location: Chamber C
Mode: LTE_QPSK Band 25 Harmonics, 10MHz Bandwidth

f MHz	SG reading (dBm)	Ant. Pol. (H/V)	Distance (m)	Preamp (dB)	Filter (dB)	EIRP (dBm)	Limit (dBm)	Delta (dB)	Notes
Low Ch, 1855MHz									
3710.00	-19.4	V	3.0	35.9	1.0	-54.3	-13.0	-41.3	
5565.00	-16.7	V	3.0	35.5	1.0	-51.1	-13.0	-38.1	
7420.00	-14.4	V	3.0	35.7	1.0	-49.1	-13.0	-36.1	
3710.00	-19.8	H	3.0	35.9	1.0	-54.6	-13.0	-41.6	
5565.00	-16.9	H	3.0	35.5	1.0	-51.4	-13.0	-38.4	
7420.00	-15.2	H	3.0	35.7	1.0	-49.9	-13.0	-36.9	
Mid Ch, 1882.5MHz									
3765.00	-19.3	V	3.0	35.8	1.0	-54.1	-13.0	-41.1	
5647.50	-18.1	V	3.0	35.5	1.0	-52.6	-13.0	-39.6	
7530.00	-15.1	V	3.0	35.7	1.0	-49.8	-13.0	-36.8	
3765.00	-19.6	H	3.0	35.8	1.0	-54.4	-13.0	-41.4	
5647.50	-16.8	H	3.0	35.5	1.0	-51.3	-13.0	-38.3	
7530.00	-14.5	H	3.0	35.7	1.0	-49.3	-13.0	-36.3	
High Ch, 1910MHz									
3820.00	-18.3	V	3.0	35.8	1.0	-53.1	-13.0	-40.1	
5730.00	-17.5	V	3.0	35.5	1.0	-52.0	-13.0	-39.0	
7640.00	-15.5	V	3.0	35.8	1.0	-50.3	-13.0	-37.3	
3820.00	-19.5	H	3.0	35.8	1.0	-54.3	-13.0	-41.3	
5730.00	-18.0	H	3.0	35.5	1.0	-52.5	-13.0	-39.5	
7640.00	-13.9	H	3.0	35.8	1.0	-48.6	-13.0	-35.6	

LTE B25 10MHz QPSK

UL Verification Services, Inc.
Above 1GHz High Frequency Substitution Measurement

Company: SOMC
Project #: 11740661
Date: 6/13/2017
Test Engineer: 43575 OS
Configuration: EUT + HS + Charger
Location: Chamber C
Mode: LTE_16QAM Band 25 Harmonics, 10MHz Bandwidth

f MHz	SG reading (dBm)	Ant. Pol. (H/V)	Distance (m)	Preamp (dB)	Filter (dB)	EIRP (dBm)	Limit (dBm)	Delta (dB)	Notes
Low Ch, 1855MHz									
3710.00	-19.1	V	3.0	35.9	1.0	-53.9	-13.0	-40.9	
5565.00	-16.5	V	3.0	35.5	1.0	-51.0	-13.0	-38.0	
7420.00	-16.8	V	3.0	35.7	1.0	-51.5	-13.0	-38.5	
3710.00	-20.3	H	3.0	35.9	1.0	-55.2	-13.0	-42.2	
5565.00	-17.6	H	3.0	35.5	1.0	-52.1	-13.0	-39.1	
7420.00	-15.9	H	3.0	35.7	1.0	-50.6	-13.0	-37.6	
Mid Ch, 1882.5MHz									
3765.00	-19.2	V	3.0	35.8	1.0	-54.1	-13.0	-41.1	
5647.50	-17.9	V	3.0	35.5	1.0	-52.4	-13.0	-39.4	
7530.00	-15.9	V	3.0	35.7	1.0	-50.6	-13.0	-37.6	
3765.00	-20.0	H	3.0	35.8	1.0	-54.8	-13.0	-41.8	
5647.50	-17.3	H	3.0	35.5	1.0	-51.8	-13.0	-38.8	
7530.00	-15.4	H	3.0	35.7	1.0	-50.1	-13.0	-37.1	
High Ch, 1910MHz									
3820.00	-18.5	V	3.0	35.8	1.0	-53.3	-13.0	-40.3	
5730.00	-17.0	V	3.0	35.5	1.0	-51.5	-13.0	-38.5	
7640.00	-15.1	V	3.0	35.8	1.0	-49.9	-13.0	-36.9	
3820.00	-18.4	H	3.0	35.8	1.0	-53.2	-13.0	-40.2	
5730.00	-18.0	H	3.0	35.5	1.0	-52.5	-13.0	-39.5	
7640.00	-14.5	H	3.0	35.8	1.0	-49.2	-13.0	-36.2	

LTE B25 10MHz 16QAM

UL Verification Services, Inc.
Above 1GHz High Frequency Substitution Measurement

Company: SOMC
Project #: 11740661
Date: 6/13/2017
Test Engineer: 43575 OS
Configuration: EUT + HS + Charger
Location: Chamber C
Mode: LTE_QPSK Band 25 Harmonics, 15MHz Bandwidth

f MHz	SG reading (dBm)	Ant. Pol. (H/V)	Distance (m)	Preamp (dB)	Filter (dB)	EIRP (dBm)	Limit (dBm)	Delta (dB)	Notes
Low Ch, 1857.5MHz									
3715.00	-19.9	V	3.0	35.8	1.0	-54.7	-13.0	-41.7	
5572.50	-17.5	V	3.0	35.5	1.0	-52.0	-13.0	-39.0	
7430.00	-15.2	V	3.0	35.7	1.0	-49.9	-13.0	-36.9	
3715.00	-19.7	H	3.0	35.8	1.0	-54.6	-13.0	-41.6	
5572.50	-17.0	H	3.0	35.5	1.0	-51.4	-13.0	-38.4	
7430.00	-15.4	H	3.0	35.7	1.0	-50.1	-13.0	-37.1	
Mid Ch, 1882.5MHz									
3765.00	-18.8	V	3.0	35.8	1.0	-53.6	-13.0	-40.6	
5647.50	-17.1	V	3.0	35.5	1.0	-51.5	-13.0	-38.5	
7530.00	-15.8	V	3.0	35.7	1.0	-50.6	-13.0	-37.6	
3765.00	-19.4	H	3.0	35.8	1.0	-54.2	-13.0	-41.2	
5647.50	-16.7	H	3.0	35.5	1.0	-51.2	-13.0	-38.2	
7530.00	-14.9	H	3.0	35.7	1.0	-49.6	-13.0	-36.6	
High Ch, 1907.5MHz									
3815.00	-18.6	V	3.0	35.8	1.0	-53.4	-13.0	-40.4	
5722.50	-18.3	V	3.0	35.5	1.0	-52.8	-13.0	-39.8	
7630.00	-15.7	V	3.0	35.8	1.0	-50.5	-13.0	-37.5	
3815.00	-19.5	H	3.0	35.8	1.0	-54.3	-13.0	-41.3	
5722.50	-17.2	H	3.0	35.5	1.0	-51.7	-13.0	-38.7	
7630.00	-14.6	H	3.0	35.8	1.0	-49.4	-13.0	-36.4	

LTE B25 15MHz QPSK

UL Verification Services, Inc.
Above 1GHz High Frequency Substitution Measurement

Company: SOMC
Project #: 11740661
Date: 6/13/2017
Test Engineer: 43575 OS
Configuration: EUT + HS + Charger
Location: Chamber C
Mode: LTE_16QAM Band 25 Harmonics, 15MHz Bandwidth

f MHz	SG reading (dBm)	Ant. Pol. (H/V)	Distance (m)	Preamp (dB)	Filter (dB)	EIRP (dBm)	Limit (dBm)	Delta (dB)	Notes
Low Ch, 1857.5MHz									
3715.00	-19.6	V	3.0	35.8	1.0	-54.4	-13.0	-41.4	
5572.50	-17.6	V	3.0	35.5	1.0	-52.1	-13.0	-39.1	
7430.00	-17.0	V	3.0	35.7	1.0	-51.7	-13.0	-38.7	
3715.00	-19.6	H	3.0	35.8	1.0	-54.5	-13.0	-41.5	
5572.50	-17.2	H	3.0	35.5	1.0	-51.7	-13.0	-38.7	
7430.00	-16.3	H	3.0	35.7	1.0	-51.1	-13.0	-38.1	
Mid Ch, 1882.5MHz									
3765.00	-19.1	V	3.0	35.8	1.0	-53.9	-13.0	-40.9	
5647.50	-18.2	V	3.0	35.5	1.0	-52.7	-13.0	-39.7	
7530.00	-15.2	V	3.0	35.7	1.0	-50.0	-13.0	-37.0	
3765.00	-19.9	H	3.0	35.8	1.0	-54.7	-13.0	-41.7	
5647.50	-16.0	H	3.0	35.5	1.0	-50.5	-13.0	-37.5	
7530.00	-15.4	H	3.0	35.7	1.0	-50.2	-13.0	-37.2	
High Ch, 1907.5MHz									
3815.00	-19.0	V	3.0	35.8	1.0	-53.8	-13.0	-40.8	
5722.50	-18.6	V	3.0	35.5	1.0	-53.1	-13.0	-40.1	
7630.00	-15.8	V	3.0	35.8	1.0	-50.5	-13.0	-37.5	
3815.00	-19.4	H	3.0	35.8	1.0	-54.2	-13.0	-41.2	
5722.50	-17.5	H	3.0	35.5	1.0	-52.0	-13.0	-39.0	
7630.00	-14.9	H	3.0	35.8	1.0	-49.6	-13.0	-36.6	

LTE B25 15MHz 16QAM

UL Verification Services, Inc.
Above 1GHz High Frequency Substitution Measurement

Company: SOMC
Project #: 11740661
Date: 6/8/2017
Test Engineer: 43575 OS
Configuration: EUT + HS + Charger
Location: Chamber C
Mode: LTE_16QAM Band 25 Harmonics, 20MHz Bandwidth

f MHz	SG reading (dBm)	Ant. Pol. (H/V)	Distance (m)	Preamp (dB)	Filter (dB)	EIRP (dBm)	Limit (dBm)	Delta (dB)	Notes
Low Ch, 1860MHz									
3720.00	-19.2	V	3.0	35.8	1.0	-54.1	-13.0	-41.1	
5580.00	-16.8	V	3.0	35.5	1.0	-51.3	-13.0	-38.3	
7440.00	-15.3	V	3.0	35.7	1.0	-50.0	-13.0	-37.0	
3720.00	-19.7	H	3.0	35.8	1.0	-54.6	-13.0	-41.6	
5580.00	-17.3	H	3.0	35.5	1.0	-51.8	-13.0	-38.8	
7440.00	-15.0	H	3.0	35.7	1.0	-49.7	-13.0	-36.7	
Mid Ch, 1882.5MHz									
3765.00	-19.4	V	3.0	35.8	1.0	-54.2	-13.0	-41.2	
5647.50	-17.2	V	3.0	35.5	1.0	-51.7	-13.0	-38.7	
7530.00	-15.1	V	3.0	35.7	1.0	-49.9	-13.0	-36.9	
3765.00	-19.3	H	3.0	35.8	1.0	-54.1	-13.0	-41.1	
5647.50	-15.1	H	3.0	35.5	1.0	-49.5	-13.0	-36.5	
7530.00	-14.0	H	3.0	35.7	1.0	-48.7	-13.0	-35.7	
High Ch, 1905MHz									
3810.00	-18.5	V	3.0	35.8	1.0	-53.2	-13.0	-40.2	
5715.00	-18.1	V	3.0	35.5	1.0	-52.6	-13.0	-39.6	
7620.00	-14.9	V	3.0	35.8	1.0	-49.6	-13.0	-36.6	
3810.00	-19.7	H	3.0	35.8	1.0	-54.5	-13.0	-41.5	
5715.00	-16.7	H	3.0	35.5	1.0	-51.2	-13.0	-38.2	
7620.00	-13.9	H	3.0	35.8	1.0	-48.7	-13.0	-35.7	

LTE B25 20MHz QPSK

UL Verification Services, Inc.
Above 1GHz High Frequency Substitution Measurement

Company: SOMC
Project #: 11740661
Date: 6/8/2017
Test Engineer: 43575 OS
Configuration: EUT + HS + Charger
Location: Chamber C
Mode: LTE_16QAM Band 25 Harmonics, 20MHz Bandwidth

f MHz	SG reading (dBm)	Ant. Pol. (H/V)	Distance (m)	Preamp (dB)	Filter (dB)	EIRP (dBm)	Limit (dBm)	Delta (dB)	Notes
Low Ch, 1860MHz									
3720.00	-18.8	V	3.0	35.8	1.0	-53.6	-13.0	-40.6	
5580.00	-17.0	V	3.0	35.5	1.0	-51.5	-13.0	-38.5	
7440.00	-15.3	V	3.0	35.7	1.0	-50.0	-13.0	-37.0	
3720.00	-19.6	H	3.0	35.8	1.0	-54.5	-13.0	-41.5	
5580.00	-17.3	H	3.0	35.5	1.0	-51.8	-13.0	-38.8	
7440.00	-14.7	H	3.0	35.7	1.0	-49.4	-13.0	-36.4	
Mid Ch, 1882.5MHz									
3765.00	-19.5	V	3.0	35.8	1.0	-54.3	-13.0	-41.3	
5647.50	-17.2	V	3.0	35.5	1.0	-51.7	-13.0	-38.7	
7530.00	-15.3	V	3.0	35.7	1.0	-50.1	-13.0	-37.1	
3765.00	-18.3	H	3.0	35.8	1.0	-53.1	-13.0	-40.1	
5647.50	-16.7	H	3.0	35.5	1.0	-51.2	-13.0	-38.2	
7530.00	-13.8	H	3.0	35.7	1.0	-48.5	-13.0	-35.5	
High Ch, 1905MHz									
3810.00	-19.2	V	3.0	35.8	1.0	-54.0	-13.0	-41.0	
5715.00	-17.1	V	3.0	35.5	1.0	-51.6	-13.0	-38.6	
7620.00	-15.6	V	3.0	35.8	1.0	-50.4	-13.0	-37.4	
3810.00	-19.2	H	3.0	35.8	1.0	-54.0	-13.0	-41.0	
5715.00	-16.3	H	3.0	35.5	1.0	-50.8	-13.0	-37.8	
7620.00	-13.9	H	3.0	35.8	1.0	-48.7	-13.0	-35.7	

LTE B25 20MHz 16QAM

UL VERIFICATION SERVICES INC. FORM NO: CCSUP4701H
47173 BENICIA STREET, FREMONT, CA 94538, USA TEL: (510) 771-1000 FAX: (510) 661-0888

This report shall not be reproduced except in full, without the written approval of UL Verification Services Inc.

LTE Band 26

UL Verification Services, Inc.
Above 1GHz High Frequency Substitution Measurement

Company: SOMC
Project #: 11740661
Date: 6/15/2017
Test Engineer: 43575 OS
Configuration: EUT + AC + Headset
Location: Chamber C
Mode: LTE_QPSK Band 26 Harmonics, 1.4MHz Bandwidth

f MHz	SG reading (dBm)	Ant. Pol. (H/V)	Distance (m)	Preamp (dB)	Filter (dB)	EIRP (dBm)	Limit (dBm)	Delta (dB)	Notes
Low Ch, 814.7									
1629.40	-28.1	V	3.0	36.4	1.0	-63.5	-13.0	-50.5	
2444.10	-25.1	V	3.0	35.0	1.0	-59.1	-13.0	-46.1	
3258.80	-23.1	V	3.0	34.3	1.0	-56.4	-13.0	-43.4	
1629.40	-28.8	H	3.0	36.4	1.0	-64.2	-13.0	-51.2	
2444.10	-25.6	H	3.0	35.0	1.0	-59.7	-13.0	-46.7	
3258.80	-24.1	H	3.0	34.3	1.0	-57.4	-13.0	-44.4	
Mid Ch, 831.5									
1663.00	-23.6	V	3.0	36.3	1.0	-59.0	-13.0	-46.0	
2494.50	-23.1	V	3.0	34.9	1.0	-57.1	-13.0	-44.1	
3326.00	-23.7	V	3.0	34.2	1.0	-57.0	-13.0	-44.0	
1663.00	-26.2	H	3.0	36.3	1.0	-61.5	-13.0	-48.5	
2494.50	-25.1	H	3.0	34.9	1.0	-59.0	-13.0	-46.0	
3326.00	-23.9	H	3.0	34.2	1.0	-57.2	-13.0	-44.2	
High Ch, 848.3									
1696.60	-23.9	V	3.0	36.3	1.0	-59.2	-13.0	-46.2	
2544.90	-25.3	V	3.0	34.9	1.0	-59.2	-13.0	-46.2	
3393.20	-23.3	V	3.0	34.2	1.0	-56.5	-13.0	-43.5	
1696.60	-22.4	H	3.0	36.3	1.0	-57.7	-13.0	-44.7	
2544.90	-22.4	H	3.0	34.9	1.0	-56.3	-13.0	-43.3	
3393.20	-23.4	H	3.0	34.2	1.0	-56.6	-13.0	-43.6	

LTE B26 1.4MHz QPSK

UL Verification Services, Inc.
Above 1GHz High Frequency Substitution Measurement

Company: SOMC
Project #: 11740661
Date: 6/15/2017
Test Engineer: 43575 OS
Configuration: EUT + AC + Headset
Location: Chamber C
Mode: LTE_16QAM Band 26 Harmonics, 1.4MHz Bandwidth

f MHz	SG reading (dBm)	Ant. Pol. (H/V)	Distance (m)	Preamp (dB)	Filter (dB)	EIRP (dBm)	Limit (dBm)	Delta (dB)	Notes
Low Ch, 814.7									
1629.40	-28.0	V	3.0	36.4	1.0	-63.4	-13.0	-50.4	
2444.10	-25.3	V	3.0	35.0	1.0	-59.3	-13.0	-46.3	
3258.80	-23.0	V	3.0	34.3	1.0	-56.4	-13.0	-43.4	
1629.40	-29.2	H	3.0	36.4	1.0	-64.6	-13.0	-51.6	
2444.10	-25.3	H	3.0	35.0	1.0	-59.4	-13.0	-46.4	
3258.80	-23.8	H	3.0	34.3	1.0	-57.1	-13.0	-44.1	
Mid Ch, 831.5									
1663.00	-24.6	V	3.0	36.3	1.0	-59.9	-13.0	-46.9	
2494.50	-23.6	V	3.0	34.9	1.0	-57.5	-13.0	-44.5	
3326.00	-23.1	V	3.0	34.2	1.0	-56.3	-13.0	-43.3	
1663.00	-26.6	H	3.0	36.3	1.0	-61.9	-13.0	-48.9	
2494.50	-25.5	H	3.0	34.9	1.0	-59.5	-13.0	-46.5	
3326.00	-23.8	H	3.0	34.2	1.0	-57.0	-13.0	-44.0	
High Ch, 848.3									
1696.60	-23.9	V	3.0	36.3	1.0	-59.2	-13.0	-46.2	
2544.90	-25.2	V	3.0	34.9	1.0	-59.1	-13.0	-46.1	
3393.20	-23.7	V	3.0	34.2	1.0	-56.9	-13.0	-43.9	
1696.60	-23.7	H	3.0	36.3	1.0	-59.0	-13.0	-46.0	
2544.90	-22.1	H	3.0	34.9	1.0	-56.0	-13.0	-43.0	
3393.20	-23.7	H	3.0	34.2	1.0	-56.9	-13.0	-43.9	

LTE B26 1.4MHz 16QAM

UL Verification Services, Inc.
Above 1GHz High Frequency Substitution Measurement

Company: SOMC
Project #: 11740661
Date: 6/15/2017
Test Engineer: 43575 OS
Configuration: EUT + AC + Headset
Location: Chamber C
Mode: LTE_QPSK Band 26 Harmonics, 3MHz Bandwidth

f MHz	SG reading (dBm)	Ant. Pol. (H/V)	Distance (m)	Preamp (dB)	Filter (dB)	EIRP (dBm)	Limit (dBm)	Delta (dB)	Notes
Low Ch, 815.5									
1631.00	-28.5	V	3.0	36.4	1.0	-63.8	-13.0	-50.8	
2446.50	-22.8	V	3.0	35.0	1.0	-56.8	-13.0	-43.8	
3262.00	-23.3	V	3.0	34.3	1.0	-56.6	-13.0	-43.6	
1631.00	-28.7	H	3.0	36.4	1.0	-64.1	-13.0	-51.1	
2446.50	-24.9	H	3.0	35.0	1.0	-58.9	-13.0	-45.9	
3262.00	-24.2	H	3.0	34.3	1.0	-57.5	-13.0	-44.5	
Mid Ch, 831.5									
1663.00	-27.7	V	3.0	36.3	1.0	-63.1	-13.0	-50.1	
2494.50	-22.9	V	3.0	34.9	1.0	-56.9	-13.0	-43.9	
3326.00	-23.0	V	3.0	34.2	1.0	-56.2	-13.0	-43.2	
1663.00	-27.5	H	3.0	36.3	1.0	-62.8	-13.0	-49.8	
2494.50	-25.8	H	3.0	34.9	1.0	-59.7	-13.0	-46.7	
3326.00	-24.1	H	3.0	34.2	1.0	-57.3	-13.0	-44.3	
High Ch, 847.5									
1695.00	-27.6	V	3.0	36.3	1.0	-62.9	-13.0	-49.9	
2542.50	-17.8	V	3.0	34.9	1.0	-51.7	-13.0	-38.7	
3390.00	-23.1	V	3.0	34.2	1.0	-56.3	-13.0	-43.3	
1695.00	-24.6	H	3.0	36.3	1.0	-59.9	-13.0	-46.9	
2542.50	-24.3	H	3.0	34.9	1.0	-58.2	-13.0	-45.2	
3390.00	-24.1	H	3.0	34.2	1.0	-57.2	-13.0	-44.2	

LTE B26 3MHz QPSK

UL Verification Services, Inc.
Above 1GHz High Frequency Substitution Measurement

Company: SOMC
Project #: 11740661
Date: 6/15/2017
Test Engineer: 43575 OS
Configuration: EUT + AC + Headset
Location: Chamber C
Mode: LTE_16QAM Band 26 Harmonics, 3MHz Bandwidth

f MHz	SG reading (dBm)	Ant. Pol. (H/V)	Distance (m)	Preamp (dB)	Filter (dB)	EIRP (dBm)	Limit (dBm)	Delta (dB)	Notes
Low Ch, 815.5									
1631.00	-28.0	V	3.0	36.4	1.0	-63.4	-13.0	-50.4	
2446.50	-23.4	V	3.0	35.0	1.0	-57.5	-13.0	-44.5	
3262.00	-22.4	V	3.0	34.3	1.0	-55.8	-13.0	-42.8	
1631.00	-27.4	H	3.0	36.4	1.0	-62.8	-13.0	-49.8	
2446.50	-25.3	H	3.0	35.0	1.0	-59.4	-13.0	-46.4	
3262.00	-24.1	H	3.0	34.3	1.0	-57.4	-13.0	-44.4	
Mid Ch, 831.5									
1663.00	-28.2	V	3.0	36.3	1.0	-63.5	-13.0	-50.5	
2494.50	-23.7	V	3.0	34.9	1.0	-57.6	-13.0	-44.6	
3326.00	-23.0	V	3.0	34.2	1.0	-56.2	-13.0	-43.2	
1663.00	-26.1	H	3.0	36.3	1.0	-61.4	-13.0	-48.4	
2494.50	-24.9	H	3.0	34.9	1.0	-58.8	-13.0	-45.8	
3326.00	-23.5	H	3.0	34.2	1.0	-56.7	-13.0	-43.7	
High Ch, 847.5									
1695.00	-27.5	V	3.0	36.3	1.0	-62.8	-13.0	-49.8	
2542.50	-17.7	V	3.0	34.9	1.0	-51.7	-13.0	-38.7	
3390.00	-22.8	V	3.0	34.2	1.0	-56.0	-13.0	-43.0	
1695.00	-24.3	H	3.0	36.3	1.0	-59.6	-13.0	-46.6	
2542.50	-23.4	H	3.0	34.9	1.0	-57.3	-13.0	-44.3	
3390.00	-23.8	H	3.0	34.2	1.0	-57.0	-13.0	-44.0	

LTE B26 3MHz 16QAM

UL Verification Services, Inc.
Above 1GHz High Frequency Substitution Measurement

Company: SOMC
Project #: 11740661
Date: 6/15/2017
Test Engineer: 43575 OS
Configuration: EUT + AC + Headset
Location: Chamber C
Mode: LTE_QPSK Band 26 Harmonics, 5MHz Bandwidth

f MHz	SG reading (dBm)	Ant. Pol. (H/V)	Distance (m)	Preamp (dB)	Filter (dB)	EIRP (dBm)	Limit (dBm)	Delta (dB)	Notes
Low Ch, 816.5									
1633.00	-28.6	V	3.0	36.4	1.0	-64.0	-13.0	-51.0	
2449.50	-16.4	V	3.0	35.0	1.0	-50.4	-13.0	-37.4	
3266.00	-23.2	V	3.0	34.3	1.0	-56.5	-13.0	-43.5	
1633.00	-28.8	H	3.0	36.4	1.0	-64.2	-13.0	-51.2	
2449.50	-18.1	H	3.0	35.0	1.0	-52.2	-13.0	-39.2	
3266.00	-23.3	H	3.0	34.3	1.0	-56.6	-13.0	-43.6	
Mid Ch, 831.5									
1663.00	-28.2	V	3.0	36.3	1.0	-63.6	-13.0	-50.6	
2494.50	-18.5	V	3.0	34.9	1.0	-52.4	-13.0	-39.4	
3326.00	-23.4	V	3.0	34.2	1.0	-56.6	-13.0	-43.6	
1663.00	-27.2	H	3.0	36.3	1.0	-62.6	-13.0	-49.6	
2494.50	-15.7	H	3.0	34.9	1.0	-49.6	-13.0	-36.6	
3326.00	-23.1	H	3.0	34.2	1.0	-56.4	-13.0	-43.4	
High Ch, 846.5									
1693.00	-28.4	V	3.0	36.3	1.0	-63.7	-13.0	-50.7	
2539.50	-15.2	V	3.0	34.9	1.0	-49.1	-13.0	-36.1	
3386.00	-23.0	V	3.0	34.2	1.0	-56.2	-13.0	-43.2	
1693.00	-28.7	H	3.0	36.3	1.0	-64.0	-13.0	-51.0	
2539.50	-16.4	H	3.0	34.9	1.0	-50.4	-13.0	-37.4	
3386.00	-23.7	H	3.0	34.2	1.0	-56.9	-13.0	-43.9	

LTE B26 5MHz QPSK

UL Verification Services, Inc.
Above 1GHz High Frequency Substitution Measurement

Company: SOMC
Project #: 11740661
Date: 6/15/2017
Test Engineer: 43575 OS
Configuration: EUT + AC + Headset
Location: Chamber C
Mode: LTE_16QAM Band 26 Harmonics, 5MHz Bandwidth

f MHz	SG reading (dBm)	Ant. Pol. (H/V)	Distance (m)	Preamp (dB)	Filter (dB)	EIRP (dBm)	Limit (dBm)	Delta (dB)	Notes
Low Ch, 816.5									
1633.00	-28.4	V	3.0	36.4	1.0	-63.8	-13.0	-50.8	
2449.50	-16.0	V	3.0	35.0	1.0	-50.0	-13.0	-37.0	
3266.00	-23.3	V	3.0	34.3	1.0	-56.6	-13.0	-43.6	
1633.00	-28.4	H	3.0	36.4	1.0	-63.8	-13.0	-50.8	
2449.50	-17.5	H	3.0	35.0	1.0	-51.5	-13.0	-38.5	
3266.00	-23.7	H	3.0	34.3	1.0	-57.0	-13.0	-44.0	
Mid Ch, 831.5									
1663.00	-28.0	V	3.0	36.3	1.0	-63.4	-13.0	-50.4	
2494.50	-17.3	V	3.0	34.9	1.0	-51.3	-13.0	-38.3	
3326.00	-23.2	V	3.0	34.2	1.0	-56.5	-13.0	-43.5	
1663.00	-26.3	H	3.0	36.3	1.0	-61.6	-13.0	-48.6	
2494.50	-15.7	H	3.0	34.9	1.0	-49.6	-13.0	-36.6	
3326.00	-24.4	H	3.0	34.2	1.0	-57.6	-13.0	-44.6	
High Ch, 846.5									
1693.00	-27.9	V	3.0	36.3	1.0	-63.2	-13.0	-50.2	
2539.50	-15.3	V	3.0	34.9	1.0	-49.2	-13.0	-36.2	
3386.00	-22.8	V	3.0	34.2	1.0	-56.0	-13.0	-43.0	
1693.00	-29.0	H	3.0	36.3	1.0	-64.3	-13.0	-51.3	
2539.50	-12.7	H	3.0	34.9	1.0	-46.6	-13.0	-33.6	
3386.00	-23.8	H	3.0	34.2	1.0	-57.0	-13.0	-44.0	

LTE B26 5MHz 16QAM

UL VERIFICATION SERVICES INC. FORM NO: CCSUP4701H
47173 BENICIA STREET, FREMONT, CA 94538, USA TEL: (510) 771-1000 FAX: (510) 661-0888

This report shall not be reproduced except in full, without the written approval of UL Verification Services Inc.

UL Verification Services, Inc.
Above 1GHz High Frequency Substitution Measurement

Company: SOMC
Project #: 11740661
Date: 6/15/2017
Test Engineer: 43575 OS
Configuration: EUT + AC + Headset
Location: Chamber C
Mode: LTE_QPSK Band 26 Harmonics, 10MHz Bandwidth

f MHz	SG reading (dBm)	Ant. Pol. (H/V)	Distance (m)	Preamp (dB)	Filter (dB)	EIRP (dBm)	Limit (dBm)	Delta (dB)	Notes
Low Ch, 819									
1638.00	-28.6	V	3.0	36.4	1.0	-64.0	-13.0	-51.0	
2457.00	-19.4	V	3.0	35.0	1.0	-53.4	-13.0	-40.4	
3276.00	-23.5	V	3.0	34.3	1.0	-56.8	-13.0	-43.8	
1638.00	-28.8	H	3.0	36.4	1.0	-64.2	-13.0	-51.2	
2457.00	-22.1	H	3.0	35.0	1.0	-56.1	-13.0	-43.1	
3276.00	-24.6	H	3.0	34.3	1.0	-57.9	-13.0	-44.9	
Mid Ch, 831.5									
1663.00	-26.4	V	3.0	36.3	1.0	-61.7	-13.0	-48.7	
2494.50	-17.2	V	3.0	34.9	1.0	-51.1	-13.0	-38.1	
3326.00	-23.3	V	3.0	34.2	1.0	-56.5	-13.0	-43.5	
1663.00	-28.8	H	3.0	36.3	1.0	-64.1	-13.0	-51.1	
2494.50	-16.6	H	3.0	34.9	1.0	-50.5	-13.0	-37.5	
3326.00	-23.6	H	3.0	34.2	1.0	-56.9	-13.0	-43.9	
High Ch, 844									
1688.00	-25.9	V	3.0	36.3	1.0	-61.2	-13.0	-48.2	
2532.00	-25.6	V	3.0	34.9	1.0	-59.5	-13.0	-46.5	
3376.00	-23.6	V	3.0	34.2	1.0	-56.8	-13.0	-43.8	
1688.00	-28.7	H	3.0	36.3	1.0	-64.0	-13.0	-51.0	
2532.00	-15.6	H	3.0	34.9	1.0	-49.5	-13.0	-36.5	
3376.00	-23.0	H	3.0	34.2	1.0	-56.2	-13.0	-43.2	

LTE B26 10MHz QPSK

UL Verification Services, Inc.
Above 1GHz High Frequency Substitution Measurement

Company: SOMC
Project #: 11740661
Date: 6/15/2017
Test Engineer: 43575 OS
Configuration: EUT + AC + Headset
Location: Chamber C
Mode: LTE_16QAM Band 26 Harmonics, 10MHz Bandwidth

f MHz	SG reading (dBm)	Ant. Pol. (H/V)	Distance (m)	Preamp (dB)	Filter (dB)	EIRP (dBm)	Limit (dBm)	Delta (dB)	Notes
Low Ch, 819									
1638.00	-27.7	V	3.0	36.4	1.0	-63.1	-13.0	-50.1	
2457.00	-19.4	V	3.0	35.0	1.0	-53.5	-13.0	-40.5	
3276.00	-23.4	V	3.0	34.3	1.0	-56.7	-13.0	-43.7	
1638.00	-29.6	H	3.0	36.4	1.0	-65.0	-13.0	-52.0	
2457.00	-16.9	H	3.0	35.0	1.0	-50.9	-13.0	-37.9	
3276.00	-24.3	H	3.0	34.3	1.0	-57.6	-13.0	-44.6	
Mid Ch, 831.5									
1663.00	-26.5	V	3.0	36.3	1.0	-61.8	-13.0	-48.8	
2494.50	-17.1	V	3.0	34.9	1.0	-51.1	-13.0	-38.1	
3326.00	-22.9	V	3.0	34.2	1.0	-56.2	-13.0	-43.2	
1663.00	-27.4	H	3.0	36.3	1.0	-62.7	-13.0	-49.7	
2494.50	-15.2	H	3.0	34.9	1.0	-49.1	-13.0	-36.1	
3326.00	-24.0	H	3.0	34.2	1.0	-57.2	-13.0	-44.2	
High Ch, 844									
1688.00	-26.0	V	3.0	36.3	1.0	-61.3	-13.0	-48.3	
2532.00	-25.4	V	3.0	34.9	1.0	-59.3	-13.0	-46.3	
3376.00	-23.1	V	3.0	34.2	1.0	-56.3	-13.0	-43.3	
1688.00	-28.6	H	3.0	36.3	1.0	-63.9	-13.0	-50.9	
2532.00	-12.5	H	3.0	34.9	1.0	-46.5	-13.0	-33.5	
3376.00	-23.6	H	3.0	34.2	1.0	-56.8	-13.0	-43.8	

LTE B26 10MHz 16QAM

UL Verification Services, Inc.
Above 1GHz High Frequency Substitution Measurement

Company: SOMC
Project #: 11740661
Date: 6/15/2017
Test Engineer: 43575 OS
Configuration: EUT + AC + Headset
Location: Chamber C
Mode: LTE_QPSK Band 26 Harmonics, 15MHz Bandwidth

f MHz	SG reading (dBm)	Ant. Pol. (H/V)	Distance (m)	Preamp (dB)	Filter (dB)	EIRP (dBm)	Limit (dBm)	Delta (dB)	Notes
Low Ch, 831.5									
1663.00	-26.6	V	3.0	36.3	1.0	-61.9	-13.0	-48.9	
2494.50	-17.9	V	3.0	34.9	1.0	-51.9	-13.0	-38.9	
3326.00	-22.9	V	3.0	34.2	1.0	-56.1	-13.0	-43.1	
1663.00	-27.2	H	3.0	36.3	1.0	-62.5	-13.0	-49.5	
2494.50	-14.4	H	3.0	34.9	1.0	-48.3	-13.0	-35.3	
3326.00	-24.2	H	3.0	34.2	1.0	-57.5	-13.0	-44.5	
Mid Ch, 836.5									
1673.00	-25.7	V	3.0	36.3	1.0	-61.0	-13.0	-48.0	
2509.50	-24.7	V	3.0	34.9	1.0	-58.7	-13.0	-45.7	
3346.00	-23.2	V	3.0	34.2	1.0	-56.4	-13.0	-43.4	
1673.00	-25.9	H	3.0	36.3	1.0	-61.2	-13.0	-48.2	
2509.50	-15.2	H	3.0	34.9	1.0	-49.1	-13.0	-36.1	
3346.00	-23.9	H	3.0	34.2	1.0	-57.2	-13.0	-44.2	
High Ch, 841.5									
1683.00	-28.0	V	3.0	36.3	1.0	-63.4	-13.0	-50.4	
2524.50	-25.2	V	3.0	34.9	1.0	-59.1	-13.0	-46.1	
3366.00	-23.6	V	3.0	34.2	1.0	-56.8	-13.0	-43.8	
1683.00	-26.4	H	3.0	36.3	1.0	-61.7	-13.0	-48.7	
2524.50	-15.9	H	3.0	34.9	1.0	-49.8	-13.0	-36.8	
3366.00	-23.9	H	3.0	34.2	1.0	-57.2	-13.0	-44.2	

LTE B26 15MHz QPSK

UL Verification Services, Inc.
Above 1GHz High Frequency Substitution Measurement

Company: SOMC
Project #: 11740661
Date: 6/15/2017
Test Engineer: 43575 OS
Configuration: EUT + AC + Headset
Location: Chamber C
Mode: LTE_16QAM Band 26 Harmonics, 15MHz Bandwidth

f MHz	SG reading (dBm)	Ant. Pol. (H/V)	Distance (m)	Preamp (dB)	Filter (dB)	EIRP (dBm)	Limit (dBm)	Delta (dB)	Notes
Low Ch, 831.5									
1663.00	-27.1	V	3.0	36.3	1.0	-62.5	-13.0	-49.5	
2494.50	-17.7	V	3.0	34.9	1.0	-51.7	-13.0	-38.7	
3326.00	-23.4	V	3.0	34.2	1.0	-56.7	-13.0	-43.7	
1663.00	-26.4	H	3.0	36.3	1.0	-61.8	-13.0	-48.8	
2494.50	-14.8	H	3.0	34.9	1.0	-48.7	-13.0	-35.7	
3326.00	-24.3	H	3.0	34.2	1.0	-57.6	-13.0	-44.6	
Mid Ch, 836.5									
1673.00	-28.2	V	3.0	36.3	1.0	-63.5	-13.0	-50.5	
2509.50	-24.5	V	3.0	34.9	1.0	-58.4	-13.0	-45.4	
3346.00	-23.4	V	3.0	34.2	1.0	-56.6	-13.0	-43.6	
1673.00	-25.8	H	3.0	36.3	1.0	-61.1	-13.0	-48.1	
2509.50	-14.6	H	3.0	34.9	1.0	-48.6	-13.0	-35.6	
3346.00	-24.6	H	3.0	34.2	1.0	-57.8	-13.0	-44.8	
High Ch, 841.5									
1683.00	-27.4	V	3.0	36.3	1.0	-62.7	-13.0	-49.7	
2524.50	-25.7	V	3.0	34.9	1.0	-59.6	-13.0	-46.6	
3366.00	-23.1	V	3.0	34.2	1.0	-56.3	-13.0	-43.3	
1683.00	-26.0	H	3.0	36.3	1.0	-61.3	-13.0	-48.3	
2524.50	-15.4	H	3.0	34.9	1.0	-49.3	-13.0	-36.3	
3366.00	-24.0	H	3.0	34.2	1.0	-57.3	-13.0	-44.3	

LTE B26 15MHz 16QAM

UL VERIFICATION SERVICES INC. FORM NO: CCSUP4701H
47173 BENICIA STREET, FREMONT, CA 94538, USA TEL: (510) 771-1000 FAX: (510) 661-0888

This report shall not be reproduced except in full, without the written approval of UL Verification Services Inc.

LTE Band 41

UL Verification Services, Inc.
Above 1GHz High Frequency Substitution Measurement

Company: SOMC
Project #: 11740661
Date: 6/15/2017
Test Engineer: 29435 TC
Configuration: EUT + AC + Headset
Location: Chamber C
Mode: LTE_QPSK Band 41 Harmonics, 5MHz Bandwidth

f MHz	SG reading (dBm)	Ant. Pol. (H/V)	Distance (m)	Preamp (dB)	Filter (dB)	EIRP (dBm)	Limit (dBm)	Delta (dB)	Notes
Low Ch, 2498.5									
4997.00	-24.1	V	3.0	33.2	1.0	-56.4	-25.0	-31.4	
7495.50	-23.8	V	3.0	32.8	1.0	-55.7	-25.0	-30.7	
9994.00	-25.8	V	3.0	32.8	1.0	-57.6	-25.0	-32.6	
4997.00	-24.6	H	3.0	33.2	1.0	-56.8	-25.0	-31.8	
7495.50	-24.9	H	3.0	32.8	1.0	-56.8	-25.0	-31.8	
9994.00	-23.4	H	3.0	32.8	1.0	-55.1	-25.0	-30.1	
Mid Ch, 2593									
5186.00	-25.6	V	3.0	33.2	1.0	-57.8	-25.0	-32.8	
7779.00	-24.2	V	3.0	32.8	1.0	-56.1	-25.0	-31.1	
10372.00	-26.0	V	3.0	32.5	1.0	-57.5	-25.0	-32.5	
5186.00	-25.0	H	3.0	33.2	1.0	-57.2	-25.0	-32.2	
7779.00	-24.3	H	3.0	32.8	1.0	-56.1	-25.0	-31.1	
10372.00	-24.4	H	3.0	32.5	1.0	-55.9	-25.0	-30.9	
High Ch, 2687.5									
5375.00	-25.8	V	3.0	33.1	1.0	-58.0	-25.0	-33.0	
8062.50	-23.8	V	3.0	32.8	1.0	-55.7	-25.0	-30.7	
10750.00	-25.5	V	3.0	32.3	1.0	-56.7	-25.0	-31.7	
5375.00	-24.9	H	3.0	33.1	1.0	-57.0	-25.0	-32.0	
8062.50	-22.8	H	3.0	32.8	1.0	-54.6	-25.0	-29.6	
10750.00	-24.7	H	3.0	32.3	1.0	-55.9	-25.0	-30.9	

LTE B41 5MHz QPSK

UL Verification Services, Inc.
Above 1GHz High Frequency Substitution Measurement

Company: SOMC
Project #: 11740661
Date: 6/15/2017
Test Engineer: 29435 TC
Configuration: EUT + AC + Headset
Location: Chamber C
Mode: LTE_16QAM Band 41 Harmonics, 5MHz Bandwidth

f MHz	SG reading (dBm)	Ant. Pol. (H/V)	Distance (m)	Preamp (dB)	Filter (dB)	EIRP (dBm)	Limit (dBm)	Delta (dB)	Notes
Low Ch, 2498.5									
4997.00	-24.7	V	3.0	33.2	1.0	-57.0	-25.0	-32.0	
7495.50	-24.0	V	3.0	32.8	1.0	-55.9	-25.0	-30.9	
9994.00	-26.3	V	3.0	32.8	1.0	-58.1	-25.0	-33.1	
4997.00	-24.7	H	3.0	33.2	1.0	-56.9	-25.0	-31.9	
7495.50	-25.1	H	3.0	32.8	1.0	-56.9	-25.0	-31.9	
9994.00	-23.5	H	3.0	32.8	1.0	-55.3	-25.0	-30.3	
Mid Ch, 2593									
5186.00	-25.9	V	3.0	33.2	1.0	-58.0	-25.0	-33.0	
7779.00	-24.8	V	3.0	32.8	1.0	-56.6	-25.0	-31.6	
10372.00	-26.2	V	3.0	32.5	1.0	-57.7	-25.0	-32.7	
5186.00	-25.2	H	3.0	33.2	1.0	-57.4	-25.0	-32.4	
7779.00	-24.5	H	3.0	32.8	1.0	-56.4	-25.0	-31.4	
10372.00	-24.9	H	3.0	32.5	1.0	-56.4	-25.0	-31.4	
High Ch, 2687.5									
5375.00	-26.2	V	3.0	33.1	1.0	-58.3	-25.0	-33.3	
8062.50	-24.3	V	3.0	32.8	1.0	-56.1	-25.0	-31.1	
10750.00	-25.9	V	3.0	32.3	1.0	-57.2	-25.0	-32.2	
5375.00	-25.5	H	3.0	33.1	1.0	-57.6	-25.0	-32.6	
8062.50	-23.2	H	3.0	32.8	1.0	-55.0	-25.0	-30.0	
10750.00	-24.9	H	3.0	32.3	1.0	-56.2	-25.0	-31.2	

LTE B41 5MHz 16QAM

UL Verification Services, Inc.
Above 1GHz High Frequency Substitution Measurement

Company: SOMC
Project #: 11740661
Date: 6/15/2017
Test Engineer: 29435 TC
Configuration: EUT + AC + Headset
Location: Chamber C
Mode: LTE_16QAM Band 41 Harmonics, 10MHz Bandwidth

f MHz	SG reading (dBm)	Ant. Pol. (H/V)	Distance (m)	Preamp (dB)	Filter (dB)	EIRP (dBm)	Limit (dBm)	Delta (dB)	Notes
Low Ch, 2501									
5002.00	-24.6	V	3.0	33.2	1.0	-56.8	-25.0	-31.8	
7503.00	-24.8	V	3.0	32.8	1.0	-56.6	-25.0	-31.6	
10004.00	-26.7	V	3.0	32.8	1.0	-58.5	-25.0	-33.5	
5002.00	-24.7	H	3.0	33.2	1.0	-56.9	-25.0	-31.9	
7503.00	-24.8	H	3.0	32.8	1.0	-56.6	-25.0	-31.6	
10004.00	-26.4	H	3.0	32.8	1.0	-58.1	-25.0	-33.1	
Mid Ch, 2593									
5186.00	-25.6	V	3.0	33.2	1.0	-57.8	-25.0	-32.8	
7779.00	-24.6	V	3.0	32.8	1.0	-56.4	-25.0	-31.4	
10372.00	-26.4	V	3.0	32.5	1.0	-57.9	-25.0	-32.9	
5186.00	-26.6	H	3.0	33.2	1.0	-58.8	-25.0	-33.8	
7779.00	-25.8	H	3.0	32.8	1.0	-57.6	-25.0	-32.6	
10372.00	-25.2	H	3.0	32.5	1.0	-56.7	-25.0	-31.7	
High Ch, 2685									
5370.00	-25.4	V	3.0	33.1	1.0	-57.5	-25.0	-32.5	
8055.00	-24.4	V	3.0	32.8	1.0	-56.2	-25.0	-31.2	
10740.00	-25.2	V	3.0	32.3	1.0	-56.5	-25.0	-31.5	
5370.00	-25.7	H	3.0	33.1	1.0	-57.8	-25.0	-32.8	
8055.00	-24.4	H	3.0	32.8	1.0	-56.2	-25.0	-31.2	
10740.00	-26.6	H	3.0	32.3	1.0	-57.9	-25.0	-32.9	

LTE B41 10MHz QPSK

UL Verification Services, Inc.
Above 1GHz High Frequency Substitution Measurement

Company: SOMC
Project #: 11740661
Date: 6/15/2017
Test Engineer: 29435 TC
Configuration: EUT + AC + Headset
Location: Chamber C
Mode: LTE_16QAM Band 41 Harmonics, 10MHz Bandwidth

f MHz	SG reading (dBm)	Ant. Pol. (H/V)	Distance (m)	Preamp (dB)	Filter (dB)	EIRP (dBm)	Limit (dBm)	Delta (dB)	Notes
Low Ch, 2501									
5002.00	-24.6	V	3.0	33.2	1.0	-56.8	-25.0	-31.8	
7503.00	-24.8	V	3.0	32.8	1.0	-56.6	-25.0	-31.6	
10004.00	-26.7	V	3.0	32.8	1.0	-58.5	-25.0	-33.5	
5002.00	-24.7	H	3.0	33.2	1.0	-56.9	-25.0	-31.9	
7503.00	-24.8	H	3.0	32.8	1.0	-56.6	-25.0	-31.6	
10004.00	-26.4	H	3.0	32.8	1.0	-58.1	-25.0	-33.1	
Mid Ch, 2593									
5186.00	-25.6	V	3.0	33.2	1.0	-57.8	-25.0	-32.8	
7779.00	-24.6	V	3.0	32.8	1.0	-56.4	-25.0	-31.4	
10372.00	-26.4	V	3.0	32.5	1.0	-57.9	-25.0	-32.9	
5186.00	-26.6	H	3.0	33.2	1.0	-58.8	-25.0	-33.8	
7779.00	-25.8	H	3.0	32.8	1.0	-57.6	-25.0	-32.6	
10372.00	-25.2	H	3.0	32.5	1.0	-56.7	-25.0	-31.7	
High Ch, 2685									
5370.00	-25.4	V	3.0	33.1	1.0	-57.5	-25.0	-32.5	
8055.00	-24.4	V	3.0	32.8	1.0	-56.2	-25.0	-31.2	
10740.00	-25.2	V	3.0	32.3	1.0	-56.5	-25.0	-31.5	
5370.00	-25.7	H	3.0	33.1	1.0	-57.8	-25.0	-32.8	
8055.00	-24.4	H	3.0	32.8	1.0	-56.2	-25.0	-31.2	
10740.00	-26.6	H	3.0	32.3	1.0	-57.9	-25.0	-32.9	

LTE B41 10MHz 16QAM

UL Verification Services, Inc.
Above 1GHz High Frequency Substitution Measurement

Company: SOMC
Project #: 11740661
Date: 6/15/2017
Test Engineer: 43575 OS
Configuration: EUT + AC + Headset
Location: Chamber C
Mode: LTE_QPSK Band 41 Harmonics, 15MHz Bandwidth

f MHz	SG reading (dBm)	Ant. Pol. (H/V)	Distance (m)	Preamp (dB)	Filter (dB)	EIRP (dBm)	Limit (dBm)	Delta (dB)	Notes
Low Ch, 2503.5									
5007.00	-20.1	V	3.0	33.2	1.0	-52.3	-25.0	-27.3	
7510.50	-20.4	V	3.0	32.8	1.0	-52.3	-25.0	-27.3	
10014.00	-19.2	V	3.0	32.8	1.0	-50.9	-25.0	-25.9	
5007.00	-20.0	H	3.0	33.2	1.0	-52.2	-25.0	-27.2	
7510.50	-20.8	H	3.0	32.8	1.0	-52.7	-25.0	-27.7	
10014.00	-20.2	H	3.0	32.8	1.0	-51.9	-25.0	-26.9	
Mid Ch, 2593									
5186.00	-21.3	V	3.0	33.2	1.0	-53.4	-25.0	-28.4	
7779.00	-20.2	V	3.0	32.8	1.0	-52.0	-25.0	-27.0	
10372.00	-18.1	V	3.0	32.5	1.0	-49.6	-25.0	-24.6	
5186.00	-20.6	H	3.0	33.2	1.0	-52.8	-25.0	-27.8	
7779.00	-20.1	H	3.0	32.8	1.0	-52.0	-25.0	-27.0	
10372.00	-19.0	H	3.0	32.5	1.0	-50.5	-25.0	-25.5	
High Ch, 2682.5									
5365.00	-6.3	V	3.0	33.1	1.0	-38.4	-25.0	-13.4	
8047.50	-18.7	V	3.0	32.8	1.0	-50.5	-25.0	-25.5	
10730.00	-17.9	V	3.0	32.3	1.0	-49.1	-25.0	-24.1	
5365.00	-4.2	H	3.0	33.1	1.0	-36.4	-25.0	-11.4	
8047.50	-18.9	H	3.0	32.8	1.0	-50.7	-25.0	-25.7	
10730.00	-17.9	H	3.0	32.3	1.0	-49.2	-25.0	-24.2	

LTE B41 15MHz QPSK

UL Verification Services, Inc.
Above 1GHz High Frequency Substitution Measurement

Company: SOMC
Project #: 11740661
Date: 6/15/2017
Test Engineer: 43575 OS
Configuration: EUT + AC + Headset
Location: Chamber C
Mode: LTE_16QAM Band 41 Harmonics, 15MHz Bandwidth

f MHz	SG reading (dBm)	Ant. Pol. (H/V)	Distance (m)	Preamp (dB)	Filter (dB)	EIRP (dBm)	Limit (dBm)	Delta (dB)	Notes
Low Ch, 2503.5									
5007.00	-20.4	V	3.0	33.2	1.0	-52.7	-25.0	-27.7	
7510.50	-20.0	V	3.0	32.8	1.0	-51.8	-25.0	-26.8	
10014.00	-18.8	V	3.0	32.8	1.0	-50.5	-25.0	-25.5	
5007.00	-20.1	H	3.0	33.2	1.0	-52.3	-25.0	-27.3	
7510.50	-20.5	H	3.0	32.8	1.0	-52.3	-25.0	-27.3	
10014.00	-18.3	H	3.0	32.8	1.0	-50.1	-25.0	-25.1	
Mid Ch, 2593									
5186.00	-21.4	V	3.0	33.2	1.0	-53.6	-25.0	-28.6	
7779.00	-19.6	V	3.0	32.8	1.0	-51.5	-25.0	-26.5	
10372.00	-18.5	V	3.0	32.5	1.0	-50.0	-25.0	-25.0	
5186.00	-21.0	H	3.0	33.2	1.0	-53.2	-25.0	-28.2	
7779.00	-18.5	H	3.0	32.8	1.0	-50.3	-25.0	-25.3	
10372.00	-19.0	H	3.0	32.5	1.0	-50.5	-25.0	-25.5	
High Ch, 2682.5									
5365.00	-6.7	V	3.0	33.1	1.0	-38.9	-25.0	-13.9	
8047.50	-17.5	V	3.0	32.8	1.0	-49.3	-25.0	-24.3	
10730.00	-17.2	V	3.0	32.3	1.0	-48.5	-25.0	-23.5	
5365.00	-4.2	H	3.0	33.1	1.0	-36.3	-25.0	-11.3	
8047.50	-19.0	H	3.0	32.8	1.0	-50.8	-25.0	-25.8	
10730.00	-17.3	H	3.0	32.3	1.0	-48.6	-25.0	-23.6	

LTE B41 15MHz 16QAM

UL VERIFICATION SERVICES INC. FORM NO: CCSUP4701H
47173 BENICIA STREET, FREMONT, CA 94538, USA TEL: (510) 771-1000 FAX: (510) 661-0888

This report shall not be reproduced except in full, without the written approval of UL Verification Services Inc.

UL Verification Services, Inc.
Above 1GHz High Frequency Substitution Measurement

Company: SOMC
Project #: 11740661
Date: 6/9/2017
Test Engineer: 43574 JS
Configuration: EUT + AC + Headset
Location: Chamber C
Mode: LTE_QPSK Band 41 Harmonics, 20MHz Bandwidth

f MHz	SG reading (dBm)	Ant. Pol. (H/V)	Distance (m)	Preamp (dB)	Filter (dB)	EIRP (dBm)	Limit (dBm)	Delta (dB)	Notes
Low Ch, 2506									
5012.00	-22.8	V	3.0	33.2	1.0	-55.0	-25.0	-30.0	
7518.00	-21.5	V	3.0	32.8	1.0	-53.3	-25.0	-28.3	
10024.00	-21.6	V	3.0	32.8	1.0	-53.4	-25.0	-28.4	
5012.00	-22.9	H	3.0	33.2	1.0	-55.1	-25.0	-30.1	
7518.00	-21.8	H	3.0	32.8	1.0	-53.7	-25.0	-28.7	
10024.00	-21.6	H	3.0	32.8	1.0	-53.3	-25.0	-28.3	
Mid Ch, 2593									
5186.00	-22.5	V	3.0	33.2	1.0	-54.7	-25.0	-29.7	
7779.00	-21.3	V	3.0	32.8	1.0	-53.1	-25.0	-28.1	
10372.00	-21.1	V	3.0	32.5	1.0	-52.6	-25.0	-27.6	
5186.00	-22.6	H	3.0	33.2	1.0	-54.7	-25.0	-29.7	
7779.00	-21.5	H	3.0	32.8	1.0	-53.3	-25.0	-28.3	
10372.00	-20.7	H	3.0	32.5	1.0	-52.2	-25.0	-27.2	
High Ch, 2680									
5360.00	-9.2	V	3.0	33.1	1.0	-41.4	-25.0	-16.4	
8040.00	-20.6	V	3.0	32.8	1.0	-52.4	-25.0	-27.4	
10720.00	-21.3	V	3.0	32.3	1.0	-52.6	-25.0	-27.6	
5360.00	-12.0	H	3.0	33.1	1.0	-44.1	-25.0	-19.1	
8040.00	-23.5	H	3.0	32.8	1.0	-55.4	-25.0	-30.4	
10720.00	-22.4	H	3.0	32.3	1.0	-53.7	-25.0	-28.7	

LTE B41 20MHz QPSK

UL Verification Services, Inc.
Above 1GHz High Frequency Substitution Measurement

Company: SOMC
Project #: 11740661
Date: 6/9/2017
Test Engineer: 43574 JS
Configuration: EUT + AC + Headset
Location: Chamber C
Mode: LTE_16QAM Band 41 Harmonics, 20MHz Bandwidth

f MHz	SG reading (dBm)	Ant. Pol. (H/V)	Distance (m)	Preamp (dB)	Filter (dB)	EIRP (dBm)	Limit (dBm)	Delta (dB)	Notes
Low Ch, 2506									
5012.00	-23.3	V	3.0	33.2	1.0	-55.6	-25.0	-30.6	
7518.00	-22.1	V	3.0	32.8	1.0	-53.9	-25.0	-28.9	
10024.00	-21.3	V	3.0	32.8	1.0	-53.1	-25.0	-28.1	
5012.00	-23.5	H	3.0	33.2	1.0	-55.7	-25.0	-30.7	
7518.00	-22.5	H	3.0	32.8	1.0	-54.4	-25.0	-29.4	
10024.00	-21.0	H	3.0	32.8	1.0	-52.8	-25.0	-27.8	
Mid Ch, 2593									
5186.00	-23.5	V	3.0	33.2	1.0	-55.7	-25.0	-30.7	
7779.00	-21.4	V	3.0	32.8	1.0	-53.2	-25.0	-28.2	
10372.00	-20.5	V	3.0	32.5	1.0	-52.1	-25.0	-27.1	
5186.00	-23.3	H	3.0	33.2	1.0	-55.5	-25.0	-30.5	
7779.00	-21.8	H	3.0	32.8	1.0	-53.6	-25.0	-28.6	
10372.00	-20.5	H	3.0	32.5	1.0	-52.0	-25.0	-27.0	
High Ch, 2680									
5360.00	-9.8	V	3.0	33.1	1.0	-42.0	-25.0	-17.0	
8040.00	-20.7	V	3.0	32.8	1.0	-52.5	-25.0	-27.5	
10720.00	-21.2	V	3.0	32.3	1.0	-52.5	-25.0	-27.5	
5360.00	-12.2	H	3.0	33.1	1.0	-44.3	-25.0	-19.3	
8040.00	-23.1	H	3.0	32.8	1.0	-55.0	-25.0	-30.0	
10720.00	-21.2	H	3.0	32.3	1.0	-52.5	-25.0	-27.5	

LTE B41 20MHz 16QAM

UL VERIFICATION SERVICES INC. FORM NO: CCSUP4701H
47173 BENICIA STREET, FREMONT, CA 94538, USA TEL: (510) 771-1000 FAX: (510) 661-0888

This report shall not be reproduced except in full, without the written approval of UL Verification Services Inc.

LTE Band 66

UL Verification Services, Inc.
Above 1GHz High Frequency Substitution Measurement

Company: SOMC
Project #: 11740661
Date: 6/13/2017
Test Engineer: 43575 OS
Configuration: EUT + HS + Charger
Location: Chamber C
Mode: LTE_QPSK Band 66 Harmonics, 1.4MHz Bandwidth

f MHz	SG reading (dBm)	Ant. Pol. (H/V)	Distance (m)	Preamp (dB)	Filter (dB)	EIRP (dBm)	Limit (dBm)	Delta (dB)	Notes
Low Ch, 1710.7MHz									
3421.40	-20.7	V	3.0	36.1	1.0	-55.7	-13.0	-42.7	
5132.10	-17.3	V	3.0	35.4	1.0	-51.7	-13.0	-38.7	
6842.80	-16.5	V	3.0	35.7	1.0	-51.2	-13.0	-38.2	
3421.40	-22.4	H	3.0	36.1	1.0	-57.5	-13.0	-44.5	
5132.10	-17.2	H	3.0	35.4	1.0	-51.7	-13.0	-38.7	
6842.80	-15.7	H	3.0	35.7	1.0	-50.4	-13.0	-37.4	
Mid Ch, 1745MHz									
3490.00	-21.9	V	3.0	36.0	1.0	-56.9	-13.0	-43.9	
5235.00	-16.6	V	3.0	35.4	1.0	-51.0	-13.0	-38.0	
6980.00	-16.2	V	3.0	35.7	1.0	-50.9	-13.0	-37.9	
3490.00	-22.3	H	3.0	36.0	1.0	-57.3	-13.0	-44.3	
5235.00	-16.4	H	3.0	35.4	1.0	-50.9	-13.0	-37.9	
6980.00	-15.1	H	3.0	35.7	1.0	-49.8	-13.0	-36.8	
High Ch, 1779.3MHz									
3558.60	-21.8	V	3.0	36.0	1.0	-56.7	-13.0	-43.7	
5337.90	-18.7	V	3.0	35.4	1.0	-53.1	-13.0	-40.1	
7117.20	-16.9	V	3.0	35.7	1.0	-51.6	-13.0	-38.6	
3558.60	-21.5	H	3.0	36.0	1.0	-56.5	-13.0	-43.5	
5337.90	-18.5	H	3.0	35.4	1.0	-53.0	-13.0	-40.0	
7117.20	-15.8	H	3.0	35.7	1.0	-50.5	-13.0	-37.5	

LTE B66 1.4MHz QPSK

UL Verification Services, Inc.
Above 1GHz High Frequency Substitution Measurement

Company: SOMC
Project #: 11740661
Date: 6/13/2017
Test Engineer: 43575 OS
Configuration: EUT + HS + Charger
Location: Chamber C
Mode: LTE_16QAM Band 66 Harmonics, 1.4MHz Bandwidth

f MHz	SG reading (dBm)	Ant. Pol. (H/V)	Distance (m)	Preamp (dB)	Filter (dB)	EIRP (dBm)	Limit (dBm)	Delta (dB)	Notes
Low Ch, 1710.7MHz									
3421.40	-21.8	V	3.0	36.1	1.0	-56.9	-13.0	-43.9	
5132.10	-18.2	V	3.0	35.4	1.0	-52.6	-13.0	-39.6	
6842.80	-15.5	V	3.0	35.7	1.0	-50.1	-13.0	-37.1	
3421.40	-21.8	H	3.0	36.1	1.0	-56.8	-13.0	-43.8	
5132.10	-16.6	H	3.0	35.4	1.0	-51.1	-13.0	-38.1	
6842.80	-15.7	H	3.0	35.7	1.0	-50.3	-13.0	-37.3	
Mid Ch, 1745MHz									
3490.00	-21.4	V	3.0	36.0	1.0	-56.4	-13.0	-43.4	
5235.00	-17.7	V	3.0	35.4	1.0	-52.1	-13.0	-39.1	
6980.00	-17.1	V	3.0	35.7	1.0	-51.8	-13.0	-38.8	
3490.00	-21.8	H	3.0	36.0	1.0	-56.8	-13.0	-43.8	
5235.00	-16.6	H	3.0	35.4	1.0	-51.0	-13.0	-38.0	
6980.00	-15.9	H	3.0	35.7	1.0	-50.6	-13.0	-37.6	
High Ch, 1779.3MHz									
3558.60	-21.8	V	3.0	36.0	1.0	-56.8	-13.0	-43.8	
5337.90	-16.6	V	3.0	35.4	1.0	-51.1	-13.0	-38.1	
7117.20	-15.5	V	3.0	35.7	1.0	-50.2	-13.0	-37.2	
3558.60	-21.8	H	3.0	36.0	1.0	-56.8	-13.0	-43.8	
5337.90	-17.8	H	3.0	35.4	1.0	-52.3	-13.0	-39.3	
7117.20	-16.2	H	3.0	35.7	1.0	-50.9	-13.0	-37.9	

LTE B66 1.4MHz 16QAM

UL Verification Services, Inc.
Above 1GHz High Frequency Substitution Measurement

Company: SOMC
Project #: 11740661
Date: 6/13/2017
Test Engineer: 43575 OS
Configuration: EUT + HS + Charger
Location: Chamber C
Mode: LTE_QPSK Band 66 Harmonics, 3MHz Bandwidth

f MHz	SG reading (dBm)	Ant. Pol. (H/V)	Distance (m)	Preamp (dB)	Filter (dB)	EIRP (dBm)	Limit (dBm)	Delta (dB)	Notes
Low Ch, 1711.5MHz									
3423.00	-21.8	V	3.0	36.1	1.0	-56.9	-13.0	-43.9	
5134.50	-17.1	V	3.0	35.4	1.0	-51.6	-13.0	-38.6	
6846.00	-15.2	V	3.0	35.7	1.0	-49.9	-13.0	-36.9	
3423.00	-22.2	H	3.0	36.1	1.0	-57.3	-13.0	-44.3	
5134.50	-17.4	H	3.0	35.4	1.0	-51.9	-13.0	-38.9	
6846.00	-15.3	H	3.0	35.7	1.0	-50.0	-13.0	-37.0	
Mid Ch, 1745MHz									
3490.00	-21.1	V	3.0	36.0	1.0	-56.1	-13.0	-43.1	
5235.00	-18.2	V	3.0	35.4	1.0	-52.7	-13.0	-39.7	
6980.00	-16.1	V	3.0	35.7	1.0	-50.8	-13.0	-37.8	
3490.00	-22.2	H	3.0	36.0	1.0	-57.2	-13.0	-44.2	
5235.00	-17.4	H	3.0	35.4	1.0	-51.9	-13.0	-38.9	
6980.00	-14.0	H	3.0	35.7	1.0	-48.7	-13.0	-35.7	
High Ch, 1778.5MHz									
3557.00	-21.9	V	3.0	36.0	1.0	-56.8	-13.0	-43.8	
5335.50	-18.5	V	3.0	35.4	1.0	-53.0	-13.0	-40.0	
7114.00	-15.9	V	3.0	35.7	1.0	-50.6	-13.0	-37.6	
3557.00	-21.4	H	3.0	36.0	1.0	-56.4	-13.0	-43.4	
5335.50	-17.3	H	3.0	35.4	1.0	-51.8	-13.0	-38.8	
7114.00	-15.6	H	3.0	35.7	1.0	-50.3	-13.0	-37.3	

LTE B66 3MHz QPSK

UL Verification Services, Inc.
Above 1GHz High Frequency Substitution Measurement

Company: SOMC
Project #: 11740661
Date: 6/13/2017
Test Engineer: 43575 OS
Configuration: EUT + HS + Charger
Location: Chamber C
Mode: LTE_16QAM Band 66 Harmonics, 3MHz Bandwidth

f MHz	SG reading (dBm)	Ant. Pol. (H/V)	Distance (m)	Preamp (dB)	Filter (dB)	EIRP (dBm)	Limit (dBm)	Delta (dB)	Notes
Low Ch, 1711.5MHz									
3423.00	-21.4	V	3.0	36.1	1.0	-56.5	-13.0	-43.5	
5134.50	-17.7	V	3.0	35.4	1.0	-52.1	-13.0	-39.1	
6846.00	-15.3	V	3.0	35.7	1.0	-50.0	-13.0	-37.0	
3423.00	-22.7	H	3.0	36.1	1.0	-57.7	-13.0	-44.7	
5134.50	-17.3	H	3.0	35.4	1.0	-51.7	-13.0	-38.7	
6846.00	-15.7	H	3.0	35.7	1.0	-50.4	-13.0	-37.4	
Mid Ch, 1745MHz									
3490.00	-21.9	V	3.0	36.0	1.0	-56.9	-13.0	-43.9	
5235.00	-18.3	V	3.0	35.4	1.0	-52.8	-13.0	-39.8	
6980.00	-16.4	V	3.0	35.7	1.0	-51.0	-13.0	-38.0	
3490.00	-22.0	H	3.0	36.0	1.0	-57.0	-13.0	-44.0	
5235.00	-17.3	H	3.0	35.4	1.0	-51.8	-13.0	-38.8	
6980.00	-15.6	H	3.0	35.7	1.0	-50.3	-13.0	-37.3	
High Ch, 1778.5MHz									
3557.00	-21.4	V	3.0	36.0	1.0	-56.3	-13.0	-43.3	
5335.50	-18.4	V	3.0	35.4	1.0	-52.8	-13.0	-39.8	
7114.00	-15.8	V	3.0	35.7	1.0	-50.5	-13.0	-37.5	
3557.00	-22.0	H	3.0	36.0	1.0	-56.9	-13.0	-43.9	
5335.50	-18.1	H	3.0	35.4	1.0	-52.5	-13.0	-39.5	
7114.00	-15.8	H	3.0	35.7	1.0	-50.5	-13.0	-37.5	

LTE B66 3MHz 16QAM

UL Verification Services, Inc.
Above 1GHz High Frequency Substitution Measurement

Company: SOMC
Project #: 11740661
Date: 6/13/2017
Test Engineer: 43575 OS
Configuration: EUT + HS + Charger
Location: Chamber C
Mode: LTE_QPSK Band 66 Harmonics, 5MHz Bandwidth

f MHz	SG reading (dBm)	Ant. Pol. (H/V)	Distance (m)	Preamp (dB)	Filter (dB)	EIRP (dBm)	Limit (dBm)	Delta (dB)	Notes
Low Ch, 1712.5MHz									
3425.00	-22.1	V	3.0	36.1	1.0	-57.1	-13.0	-44.1	
5137.50	-17.3	V	3.0	35.4	1.0	-51.7	-13.0	-38.7	
6850.00	-16.3	V	3.0	35.7	1.0	-51.0	-13.0	-38.0	
3425.00	-22.0	H	3.0	36.1	1.0	-57.1	-13.0	-44.1	
5137.50	-17.7	H	3.0	35.4	1.0	-52.2	-13.0	-39.2	
6850.00	-15.5	H	3.0	35.7	1.0	-50.1	-13.0	-37.1	
Mid Ch, 1745MHz									
3490.00	-21.4	V	3.0	36.0	1.0	-56.4	-13.0	-43.4	
5235.00	-17.7	V	3.0	35.4	1.0	-52.2	-13.0	-39.2	
6980.00	-16.8	V	3.0	35.7	1.0	-51.5	-13.0	-38.5	
3490.00	-21.2	H	3.0	36.0	1.0	-56.2	-13.0	-43.2	
5235.00	-17.6	H	3.0	35.4	1.0	-52.0	-13.0	-39.0	
6980.00	-15.5	H	3.0	35.7	1.0	-50.2	-13.0	-37.2	
High Ch, 1777.5MHz									
3555.00	-22.0	V	3.0	36.0	1.0	-57.0	-13.0	-44.0	
5332.50	-18.8	V	3.0	35.4	1.0	-53.2	-13.0	-40.2	
7110.00	-15.8	V	3.0	35.7	1.0	-50.5	-13.0	-37.5	
3555.00	-21.6	H	3.0	36.0	1.0	-56.5	-13.0	-43.5	
5332.50	-18.0	H	3.0	35.4	1.0	-52.4	-13.0	-39.4	
7110.00	-15.4	H	3.0	35.7	1.0	-50.1	-13.0	-37.1	

LTE B66 5MHz QPSK

UL Verification Services, Inc.
Above 1GHz High Frequency Substitution Measurement

Company: SOMC
Project #: 11740661
Date: 6/13/2017
Test Engineer: 43575 OS
Configuration: EUT + HS + Charger
Location: Chamber C
Mode: LTE_16QAM Band 66 Harmonics, 5MHz Bandwidth

f MHz	SG reading (dBm)	Ant. Pol. (H/V)	Distance (m)	Preamp (dB)	Filter (dB)	EIRP (dBm)	Limit (dBm)	Delta (dB)	Notes
Low Ch, 1712.5MHz									
3425.00	-22.2	V	3.0	36.1	1.0	-57.3	-13.0	-44.3	
5137.50	-15.4	V	3.0	35.4	1.0	-49.8	-13.0	-36.8	
6850.00	-15.9	V	3.0	35.7	1.0	-50.5	-13.0	-37.5	
3425.00	-21.6	H	3.0	36.1	1.0	-56.7	-13.0	-43.7	
5137.50	-17.6	H	3.0	35.4	1.0	-52.0	-13.0	-39.0	
6850.00	-15.6	H	3.0	35.7	1.0	-50.3	-13.0	-37.3	
Mid Ch, 1745MHz									
3490.00	-21.4	V	3.0	36.0	1.0	-56.5	-13.0	-43.5	
5235.00	-15.7	V	3.0	35.4	1.0	-50.1	-13.0	-37.1	
6980.00	-16.4	V	3.0	35.7	1.0	-51.1	-13.0	-38.1	
3490.00	-21.6	H	3.0	36.0	1.0	-56.6	-13.0	-43.6	
5235.00	-17.3	H	3.0	35.4	1.0	-51.7	-13.0	-38.7	
6980.00	-14.9	H	3.0	35.7	1.0	-49.6	-13.0	-36.6	
High Ch, 1777.5MHz									
3555.00	-21.7	V	3.0	36.0	1.0	-56.6	-13.0	-43.6	
5332.50	-18.3	V	3.0	35.4	1.0	-52.8	-13.0	-39.8	
7110.00	-16.3	V	3.0	35.7	1.0	-51.0	-13.0	-38.0	
3555.00	-22.4	H	3.0	36.0	1.0	-57.3	-13.0	-44.3	
5332.50	-18.9	H	3.0	35.4	1.0	-53.3	-13.0	-40.3	
7110.00	-15.4	H	3.0	35.7	1.0	-50.1	-13.0	-37.1	

LTE B66 5MHz 16QAM

This report shall not be reproduced except in full, without the written approval of UL Verification Services Inc.

UL Verification Services, Inc.
Above 1GHz High Frequency Substitution Measurement

Company: SOMC
Project #: 11740661
Date: 6/13/2017
Test Engineer: 43575 OS
Configuration: EUT + HS + Charger
Location: Chamber C
Mode: LTE_QPSK Band 66 Harmonics, 10MHz Bandwidth

f MHz	SG reading (dBm)	Ant. Pol. (H/V)	Distance (m)	Preamp (dB)	Filter (dB)	EIRP (dBm)	Limit (dBm)	Delta (dB)	Notes
Low Ch, 1715MHz									
3430.00	-21.8	V	3.0	36.1	1.0	-56.9	-13.0	-43.9	
5145.00	-16.8	V	3.0	35.4	1.0	-51.2	-13.0	-38.2	
6860.00	-14.9	V	3.0	35.7	1.0	-49.6	-13.0	-36.6	
3430.00	-22.4	H	3.0	36.1	1.0	-57.5	-13.0	-44.5	
5145.00	-16.7	H	3.0	35.4	1.0	-51.2	-13.0	-38.2	
6860.00	-15.6	H	3.0	35.7	1.0	-50.3	-13.0	-37.3	
Mid Ch, 1745MHz									
3490.00	-21.5	V	3.0	36.0	1.0	-56.6	-13.0	-43.6	
5235.00	-17.7	V	3.0	35.4	1.0	-52.2	-13.0	-39.2	
6980.00	-16.6	V	3.0	35.7	1.0	-51.3	-13.0	-38.3	
3490.00	-21.7	H	3.0	36.0	1.0	-56.8	-13.0	-43.8	
5235.00	-17.3	H	3.0	35.4	1.0	-51.8	-13.0	-38.8	
6980.00	-15.2	H	3.0	35.7	1.0	-49.9	-13.0	-36.9	
High Ch, 1775MHz									
3550.00	-22.0	V	3.0	36.0	1.0	-57.0	-13.0	-44.0	
5325.00	-18.1	V	3.0	35.4	1.0	-52.5	-13.0	-39.5	
7100.00	-15.4	V	3.0	35.7	1.0	-50.1	-13.0	-37.1	
3550.00	-22.1	H	3.0	36.0	1.0	-57.1	-13.0	-44.1	
5325.00	-18.3	H	3.0	35.4	1.0	-52.7	-13.0	-39.7	
7100.00	-15.8	H	3.0	35.7	1.0	-50.5	-13.0	-37.5	

LTE B66 10MHz QPSK

UL Verification Services, Inc.
Above 1GHz High Frequency Substitution Measurement

Company: SOMC
Project #: 11740661
Date: 6/13/2017
Test Engineer: 43575 OS
Configuration: EUT + HS + Charger
Location: Chamber C
Mode: LTE_16QAM Band 66 Harmonics, 10MHz Bandwidth

f MHz	SG reading (dBm)	Ant. Pol. (H/V)	Distance (m)	Preamp (dB)	Filter (dB)	EIRP (dBm)	Limit (dBm)	Delta (dB)	Notes
Low Ch, 1715MHz									
3430.00	-22.1	V	3.0	36.1	1.0	-57.2	-13.0	-44.2	
5145.00	-17.8	V	3.0	35.4	1.0	-52.2	-13.0	-39.2	
6860.00	-16.0	V	3.0	35.7	1.0	-50.7	-13.0	-37.7	
3430.00	-21.9	H	3.0	36.1	1.0	-57.0	-13.0	-44.0	
5145.00	-16.0	H	3.0	35.4	1.0	-50.5	-13.0	-37.5	
6860.00	-14.2	H	3.0	35.7	1.0	-48.8	-13.0	-35.8	
Mid Ch, 1745MHz									
3490.00	-21.9	V	3.0	36.0	1.0	-56.9	-13.0	-43.9	
5235.00	-17.7	V	3.0	35.4	1.0	-52.2	-13.0	-39.2	
6980.00	-16.5	V	3.0	35.7	1.0	-51.1	-13.0	-38.1	
3490.00	-21.9	H	3.0	36.0	1.0	-56.9	-13.0	-43.9	
5235.00	-17.2	H	3.0	35.4	1.0	-51.7	-13.0	-38.7	
6980.00	-15.3	H	3.0	35.7	1.0	-50.0	-13.0	-37.0	
High Ch, 1775MHz									
3550.00	-21.3	V	3.0	36.0	1.0	-56.3	-13.0	-43.3	
5325.00	-18.2	V	3.0	35.4	1.0	-52.6	-13.0	-39.6	
7100.00	-16.2	V	3.0	35.7	1.0	-50.9	-13.0	-37.9	
3550.00	-22.1	H	3.0	36.0	1.0	-57.0	-13.0	-44.0	
5325.00	-17.7	H	3.0	35.4	1.0	-52.1	-13.0	-39.1	
7100.00	-14.1	H	3.0	35.7	1.0	-48.8	-13.0	-35.8	

LTE B66 10MHz 16QAM

UL Verification Services, Inc.
Above 1GHz High Frequency Substitution Measurement

Company: SOMC
Project #: 11740661
Date: 6/13/2017
Test Engineer: 43575 OS
Configuration: EUT + HS + Charger
Location: Chamber C
Mode: LTE_QPSK Band 66 Harmonics, 15MHz Bandwidth

f MHz	SG reading (dBm)	Ant. Pol. (H/V)	Distance (m)	Preamp (dB)	Filter (dB)	EIRP (dBm)	Limit (dBm)	Delta (dB)	Notes
Low Ch, 1717.5MHz									
3435.00	-21.8	V	3.0	36.1	1.0	-56.9	-13.0	-43.9	
5152.50	-17.1	V	3.0	35.4	1.0	-51.5	-13.0	-38.5	
6870.00	-15.8	V	3.0	35.7	1.0	-50.4	-13.0	-37.4	
3435.00	-21.9	H	3.0	36.1	1.0	-56.9	-13.0	-43.9	
5152.50	-16.9	H	3.0	35.4	1.0	-51.3	-13.0	-38.3	
6870.00	-14.8	H	3.0	35.7	1.0	-49.4	-13.0	-36.4	
Mid Ch, 1745MHz									
3490.00	-21.7	V	3.0	36.0	1.0	-56.8	-13.0	-43.8	
5235.00	-17.6	V	3.0	35.4	1.0	-52.0	-13.0	-39.0	
6980.00	-16.5	V	3.0	35.7	1.0	-51.2	-13.0	-38.2	
3490.00	-21.5	H	3.0	36.0	1.0	-56.5	-13.0	-43.5	
5235.00	-17.1	H	3.0	35.4	1.0	-51.5	-13.0	-38.5	
6980.00	-14.8	H	3.0	35.7	1.0	-49.5	-13.0	-36.5	
High Ch, 1772.5MHz									
3545.00	-21.7	V	3.0	36.0	1.0	-56.7	-13.0	-43.7	
5317.50	-18.4	V	3.0	35.4	1.0	-52.8	-13.0	-39.8	
7090.00	-14.9	V	3.0	35.7	1.0	-49.6	-13.0	-36.6	
3545.00	-21.8	H	3.0	36.0	1.0	-56.7	-13.0	-43.7	
5317.50	-18.3	H	3.0	35.4	1.0	-52.8	-13.0	-39.8	
7090.00	-16.0	H	3.0	35.7	1.0	-50.7	-13.0	-37.7	

LTE B66 15MHz QPSK

UL Verification Services, Inc.
Above 1GHz High Frequency Substitution Measurement

Company: SOMC
Project #: 11740661
Date: 6/13/2017
Test Engineer: 43575 OS
Configuration: EUT + HS + Charger
Location: Chamber C
Mode: LTE_16QAM Band 66 Harmonics, 15MHz Bandwidth

f MHz	SG reading (dBm)	Ant. Pol. (H/V)	Distance (m)	Preamp (dB)	Filter (dB)	EIRP (dBm)	Limit (dBm)	Delta (dB)	Notes
Low Ch, 1717.5MHz									
3435.00	-21.7	V	3.0	36.1	1.0	-56.8	-13.0	-43.8	
5152.50	-17.7	V	3.0	35.4	1.0	-52.2	-13.0	-39.2	
6870.00	-15.8	V	3.0	35.7	1.0	-50.4	-13.0	-37.4	
3435.00	-22.4	H	3.0	36.1	1.0	-57.4	-13.0	-44.4	
5152.50	-17.3	H	3.0	35.4	1.0	-51.8	-13.0	-38.8	
6870.00	-15.1	H	3.0	35.7	1.0	-49.8	-13.0	-36.8	
Mid Ch, 1745MHz									
3490.00	-21.8	V	3.0	36.0	1.0	-56.8	-13.0	-43.8	
5235.00	-17.3	V	3.0	35.4	1.0	-51.7	-13.0	-38.7	
6980.00	-16.0	V	3.0	35.7	1.0	-50.7	-13.0	-37.7	
3490.00	-22.0	H	3.0	36.0	1.0	-57.0	-13.0	-44.0	
5235.00	-15.9	H	3.0	35.4	1.0	-50.3	-13.0	-37.3	
6980.00	-14.8	H	3.0	35.7	1.0	-49.5	-13.0	-36.5	
High Ch, 1772.5MHz									
3545.00	-21.9	V	3.0	36.0	1.0	-56.9	-13.0	-43.9	
5317.50	-17.3	V	3.0	35.4	1.0	-51.7	-13.0	-38.7	
7090.00	-16.4	V	3.0	35.7	1.0	-51.1	-13.0	-38.1	
3545.00	-21.7	H	3.0	36.0	1.0	-56.7	-13.0	-43.7	
5317.50	-16.8	H	3.0	35.4	1.0	-51.2	-13.0	-38.2	
7090.00	-15.2	H	3.0	35.7	1.0	-49.9	-13.0	-36.9	

LTE B66 15MHz 16QAM

UL Verification Services, Inc.
Above 1GHz High Frequency Substitution Measurement

Company: SOMC
Project #: 11740661
Date: 6/8/2017
Test Engineer: 43575 OS
Configuration: EUT + HS + Charger
Location: Chamber C
Mode: LTE_QPSK Band 66 Harmonics, 20MHz Bandwidth

f MHz	SG reading (dBm)	Ant. Pol. (H/V)	Distance (m)	Preamp (dB)	Filter (dB)	EIRP (dBm)	Limit (dBm)	Delta (dB)	Notes
Low Ch, 1720MHz									
3440.00	-20.8	V	3.0	36.0	1.0	-55.9	-13.0	-42.9	
5160.00	-17.0	V	3.0	35.4	1.0	-51.4	-13.0	-38.4	
6880.00	-15.4	V	3.0	35.7	1.0	-50.1	-13.0	-37.1	
3440.00	-21.8	H	3.0	36.0	1.0	-56.9	-13.0	-43.9	
5160.00	-16.6	H	3.0	35.4	1.0	-51.1	-13.0	-38.1	
6880.00	-14.9	H	3.0	35.7	1.0	-49.6	-13.0	-36.6	
Mid Ch, 1745MHz									
3490.00	-21.4	V	3.0	36.0	1.0	-56.4	-13.0	-43.4	
5235.00	-17.1	V	3.0	35.4	1.0	-51.5	-13.0	-38.5	
6980.00	-15.2	V	3.0	35.7	1.0	-49.9	-13.0	-36.9	
3490.00	-21.5	H	3.0	36.0	1.0	-56.6	-13.0	-43.6	
5235.00	-16.2	H	3.0	35.4	1.0	-50.7	-13.0	-37.7	
6980.00	-15.0	H	3.0	35.7	1.0	-49.7	-13.0	-36.7	
High Ch, 1770MHz									
3540.00	-21.7	V	3.0	36.0	1.0	-56.7	-13.0	-43.7	
5310.00	-16.7	V	3.0	35.4	1.0	-51.2	-13.0	-38.2	
7080.00	-15.3	V	3.0	35.7	1.0	-50.0	-13.0	-37.0	
3540.00	-21.8	H	3.0	36.0	1.0	-56.8	-13.0	-43.8	
5310.00	-17.1	H	3.0	35.4	1.0	-51.5	-13.0	-38.5	
7080.00	-14.0	H	3.0	35.7	1.0	-48.7	-13.0	-35.7	

LTE B66 20MHz QPSK

Company: SOMC
Project #: 11740661
Date: 6/8/2017
Test Engineer: 43575 OS
Configuration: EUT + HS + Charger
Location: Chamber C
Mode: LTE_QPSK Band 66 Harmonics, 20MHz Bandwidth

f MHz	SG reading (dBm)	Ant. Pol. (H/V)	Distance (m)	Preamp (dB)	Filter (dB)	EIRP (dBm)	Limit (dBm)	Delta (dB)	Notes
Low Ch, 1720MHz									
3440.00	-20.8	V	3.0	36.0	1.0	-55.9	-13.0	-42.9	
5160.00	-17.0	V	3.0	35.4	1.0	-51.4	-13.0	-38.4	
6880.00	-15.4	V	3.0	35.7	1.0	-50.1	-13.0	-37.1	
3440.00	-21.8	H	3.0	36.0	1.0	-56.9	-13.0	-43.9	
5160.00	-16.6	H	3.0	35.4	1.0	-51.1	-13.0	-38.1	
6880.00	-14.9	H	3.0	35.7	1.0	-49.6	-13.0	-36.6	
Mid Ch, 1745MHz									
3490.00	-21.4	V	3.0	36.0	1.0	-56.4	-13.0	-43.4	
5235.00	-17.1	V	3.0	35.4	1.0	-51.5	-13.0	-38.5	
6980.00	-15.2	V	3.0	35.7	1.0	-49.9	-13.0	-36.9	
3490.00	-21.5	H	3.0	36.0	1.0	-56.6	-13.0	-43.6	
5235.00	-16.2	H	3.0	35.4	1.0	-50.7	-13.0	-37.7	
6980.00	-15.0	H	3.0	35.7	1.0	-49.7	-13.0	-36.7	
High Ch, 1770MHz									
3540.00	-21.7	V	3.0	36.0	1.0	-56.7	-13.0	-43.7	
5310.00	-16.7	V	3.0	35.4	1.0	-51.2	-13.0	-38.2	
7080.00	-15.3	V	3.0	35.7	1.0	-50.0	-13.0	-37.0	
3540.00	-21.8	H	3.0	36.0	1.0	-56.8	-13.0	-43.8	
5310.00	-17.1	H	3.0	35.4	1.0	-51.5	-13.0	-38.5	
7080.00	-14.0	H	3.0	35.7	1.0	-48.7	-13.0	-35.7	

LTE B66 20MHz 16QAM

UL VERIFICATION SERVICES INC. FORM NO: CCSUP4701H
47173 BENICIA STREET, FREMONT, CA 94538, USA TEL: (510) 771-1000 FAX: (510) 661-0888

This report shall not be reproduced except in full, without the written approval of UL Verification Services Inc.