

10W Wireless charger (P60-MBD) Specification

1. Introduction:

It's for mobile phones、Headphones and other electronic equipment design 10W Wireless charger. This solution can support Apple series and Android series in line with the WPC Qi standard mobile phone wireless charging. It has the characteristics of fast charging mark, high charging efficiency and low temperature rise in the charging process. It is mainly applicable to various application scenarios such as desk lamp, nightstand and desk.

2. parameters:

Power input: DC 9V $\pm 0.1V$

Dimension of coil: diameter 50mm*thickness 2.5mm

PCBA size: 57mm*30mm*7mm (thickness)

Standard of execution: Qi Wireless Charging protocol

Max charge power: 10W

Charge distance: 0-5mm

Support: FOD foreign body detection, over voltage protection, over temperature protection, short circuit protection

Others: Support customer certification requirements (finished products)

Zhongshan Longge intelligent Technology Co., LTD

Note: According to the QI protocol, the distance between the phone and the coil during the test is about 3–5mm, and the wireless charging output power can achieve the best. FOD foreign body detection means that when metal products (coins, tweezers, keys, watches and other metal products) are placed above the coil, the wireless charging detects the foreign body and sends out an error reminder (the green indicator light blinks), and turns off the drive output (some products are adjusted by the shell, and the FOD detection conditions need to be actually calibrated by the shell).

3. LED indicator light style:

Power on: The green light flashes 3 times

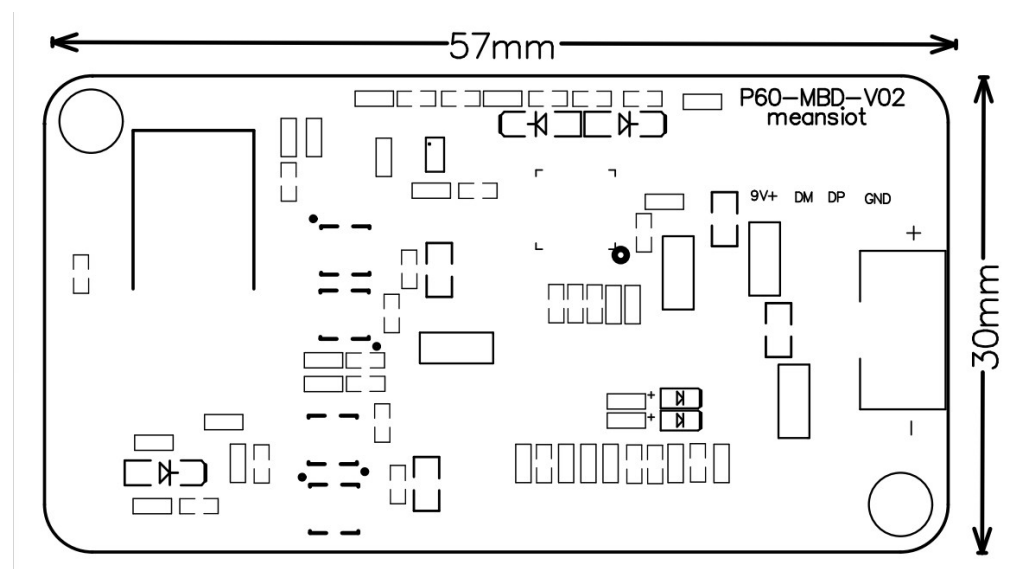
Standby: the green light is off (e.g. no load without placing the phone)

Charging: The green light is always on


Error: flashing green light (e.g.FOD, over voltage, over temperature protection, short circuit and other abnormal conditions)

Note: The LED(color, flicker frequency, state, etc.) style can be modified according to customer requirements.

4. PCBA Size:




5. Coil size diagram:



Coil turns: 12 coils

6. Physical drawing:



PCB and coil can be unfolded or folded. In order to provide better heat dissipation performance, coil and PCB surface should be separated by more than 3mm when folded.