

TEST SETUP PHOTOGRAPHS


Conducted Emissions Front View –For Model H706C




Conducted Emissions Side View–For Model H706C



Conducted Emissions Front View –For Model H706A




Conducted Emissions Side View–For Model H706A



Conducted Emissions Front View –For Model H706B



Conducted Emissions Side View–For Model H706B




Radiated Emission Below 30MHz View Parallel –For Model H706C




Radiated Emission Below 30MHz View Perpendicular –For Model H706C



Radiated Emission Below 30MHz View Ground-parallel –For Model H706C



Radiated Emission Below 30MHz View Parallel –For Model H706A




Radiated Emission Below 30MHz View Perpendicular –For Model H706A



Radiated Emission Below 30MHz View Ground-parallel –For Model H706A




Radiated Emission Below 30MHz View Parallel –For Model H706B




Radiated Emission Below 30MHz View Perpendicular –For Model H706B




Radiated Emission Below 30MHz View Ground-parallel –For Model H706B




Radiated Emission Below 1GHz View –For Model H706C



Radiated Emission Below 1GHz View –For Model H706A



Radiated Emission Below 1GHz View –For Model H706B



Radiated Emission Above 1GHz View

