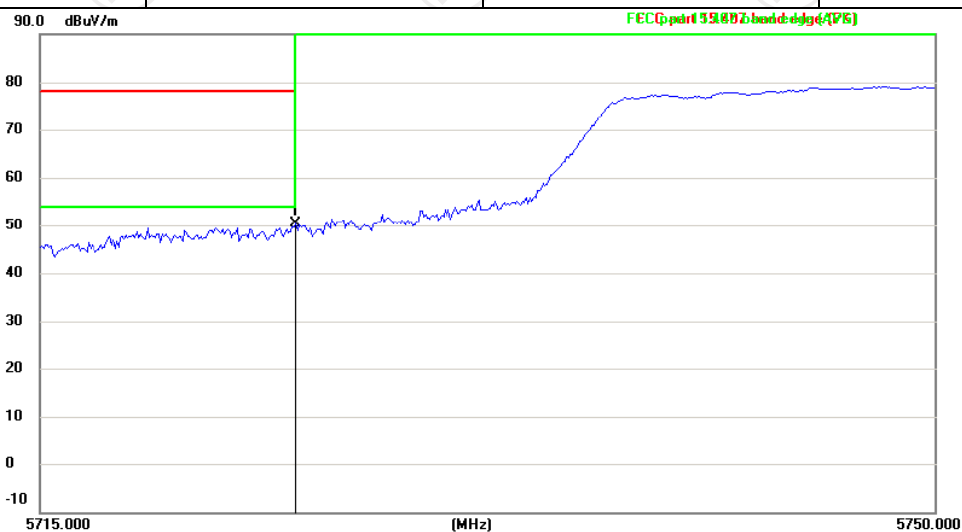
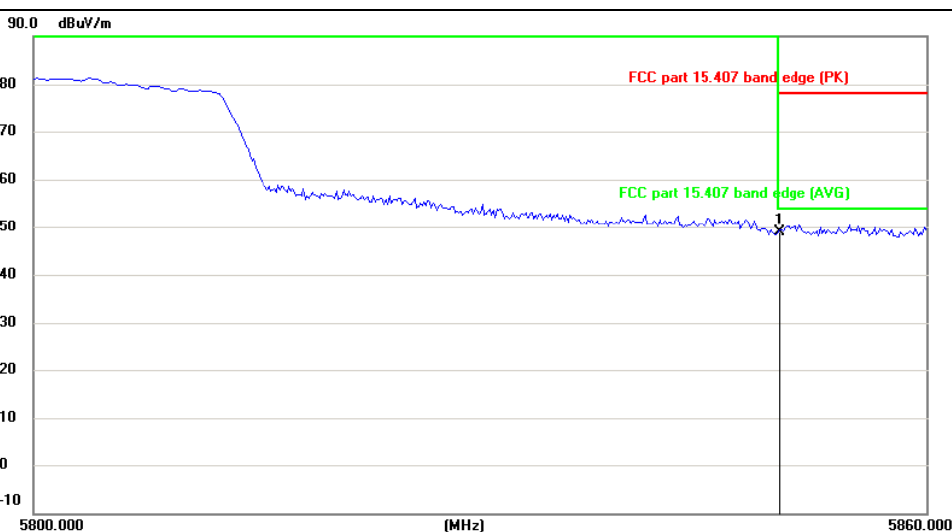


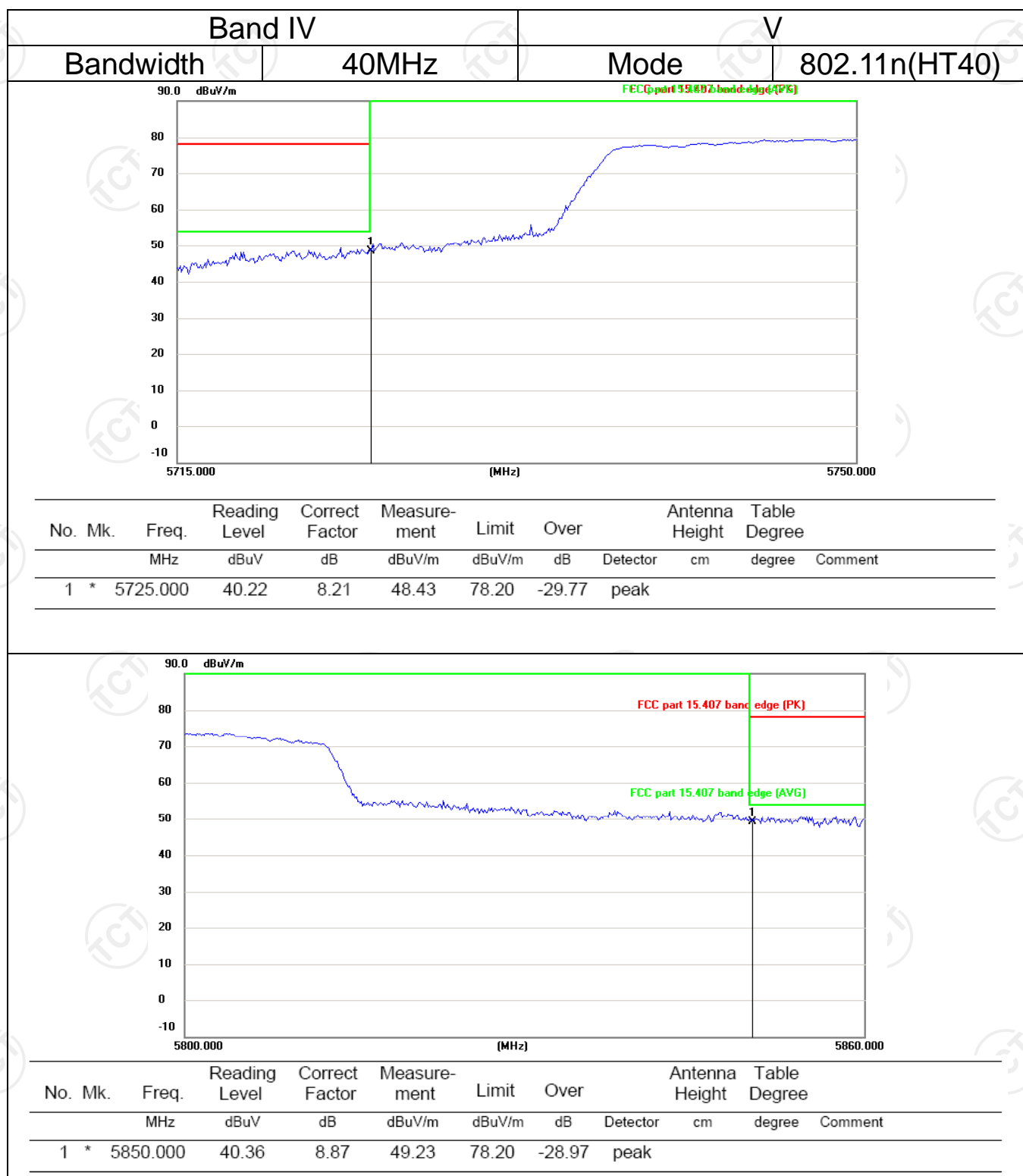
Band IV			H		
Bandwidth		40MHz		Mode	
				802.11n(HT40)	



No.	Mk.	Freq.	Reading Level	Correct Factor	Measurement	Limit	Over	Antenna Height	Table Degree	
		MHz	dBuV	dB	dBuV/m	dBuV/m	dB	Detector	cm	degree
1	*	5725.000	42.07	8.21	50.28	78.20	-27.92	peak		Comment

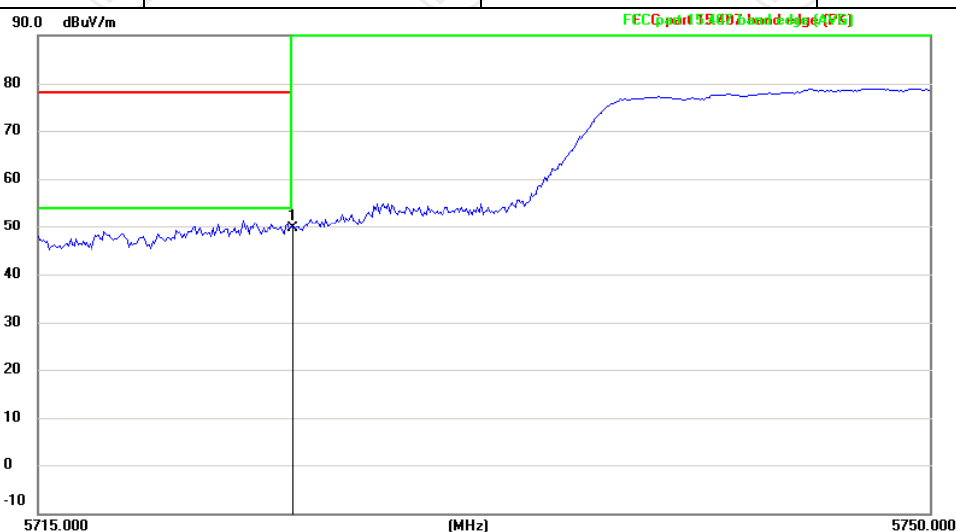


No.	Mk.	Freq.	Reading Level	Correct Factor	Measurement	Limit	Over	Antenna Height	Table Degree	
		MHz	dBuV	dB	dBuV/m	dBuV/m	dB	Detector	cm	degree
1	*	5850.000	39.93	8.87	48.80	78.20	-29.40	peak		Comment

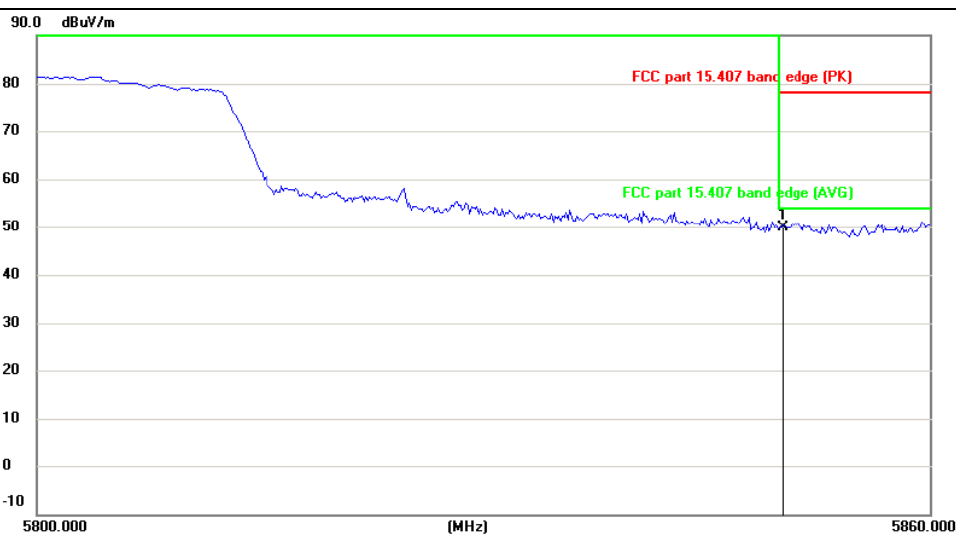


**Note:** All the 40MHz bandwidth modulation are tested, the 802.11n (HT40) was the worst and record in the report.

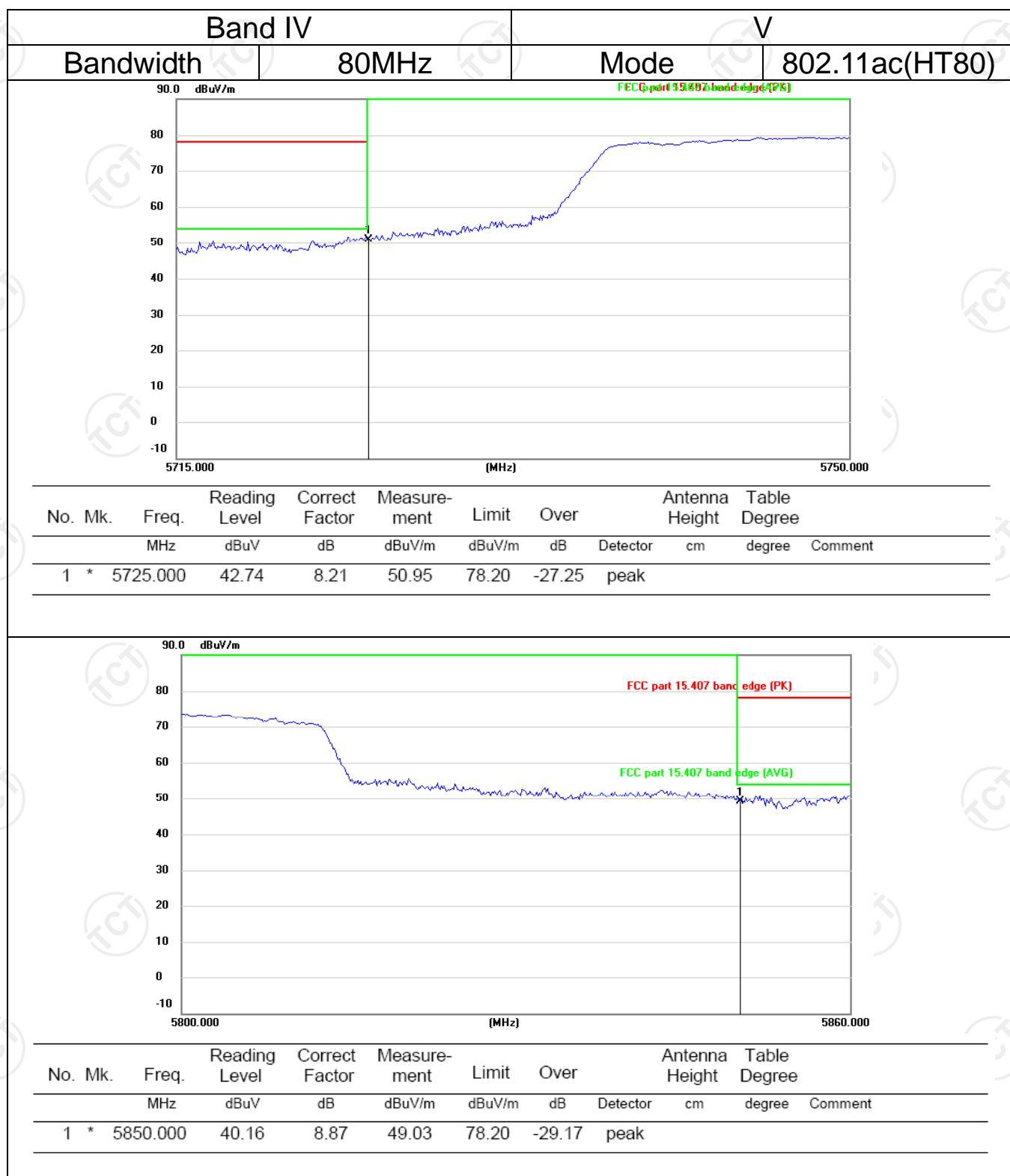
Band IV			H	
Bandwidth	80MHz		Mode	802.11ac(HT80)



No.	Mk.	Freq.	Reading Level	Correct Factor	Measurement	Limit	Over	Antenna Height	Table Degree	
		MHz	dBuV	dB	dBuV/m	dBuV/m	dB	Detector	cm	degree
1	*	5725.000	41.47	8.21	49.68	78.20	-28.52	peak		Comment

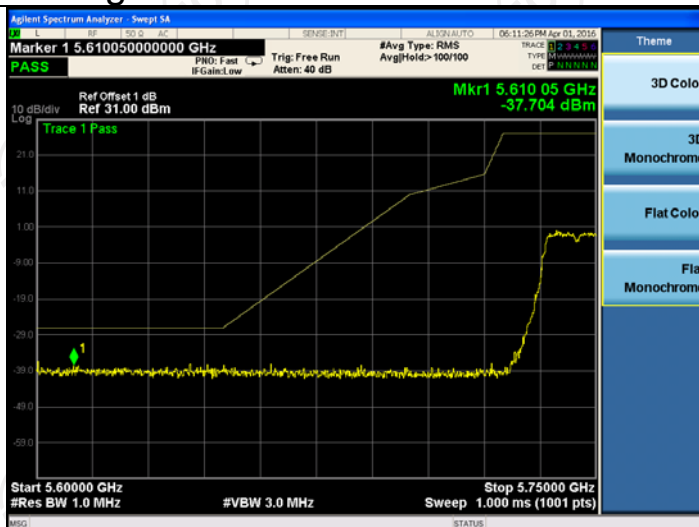


No.	Mk.	Freq.	Reading Level	Correct Factor	Measurement	Limit	Over	Antenna Height	Table Degree	
		MHz	dBuV	dB	dBuV/m	dBuV/m	dB	Detector	cm	degree
1	*	5850.000	41.02	8.87	49.89	78.20	-28.31	peak		Comment

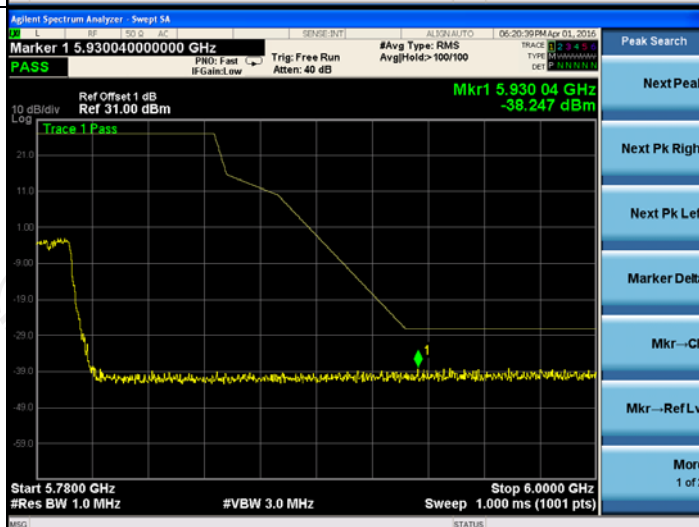


## Band IV Band-edge for RF Conducted Emissions

802.11a  
/LCH

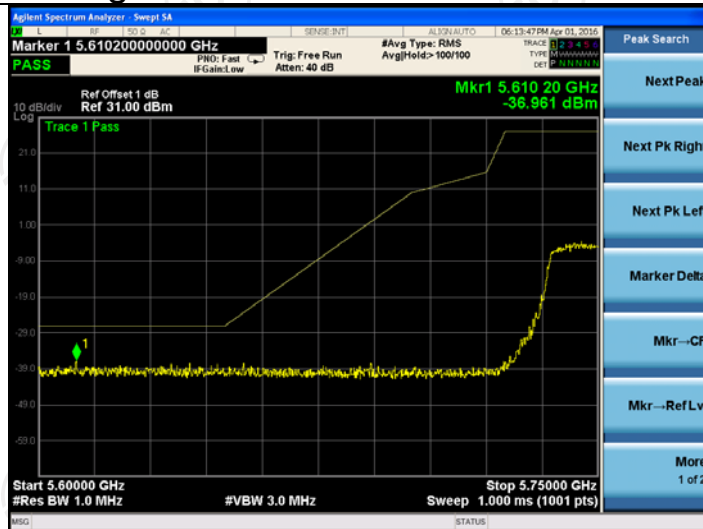


802.11a  
/ HCH

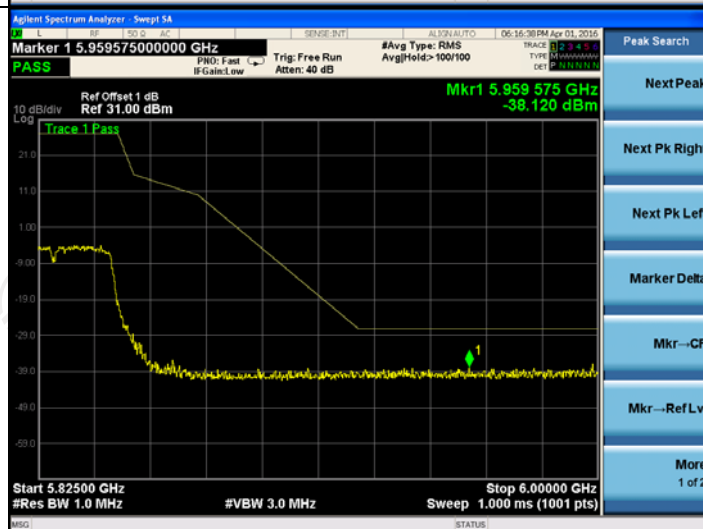


## Band IV Band-edge for RF Conducted Emissions

802.11n  
HT40 / LCH

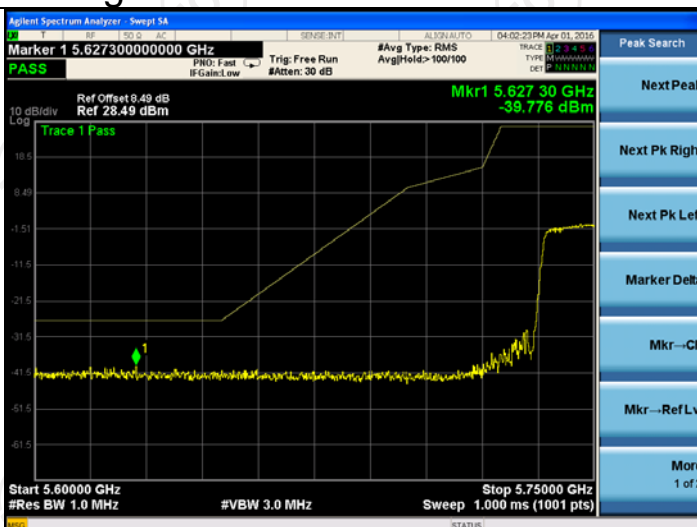


802.11n  
HT40 / HCH

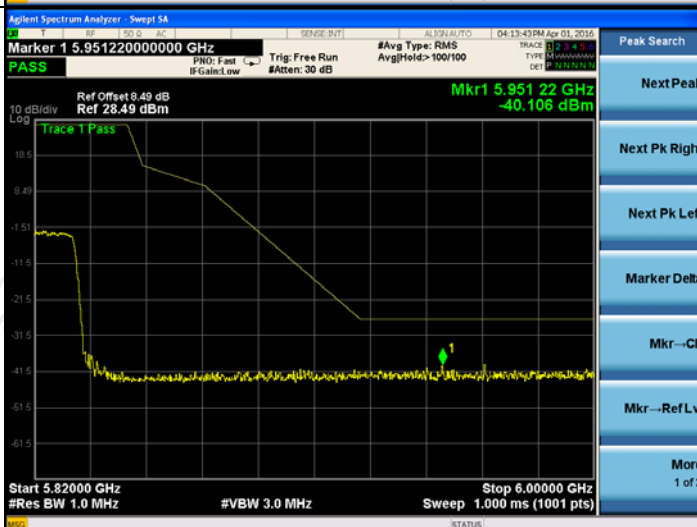


## Band IV Band-edge for RF Conducted Emissions

802.11ac  
HT80 / LCH



802.11ac  
HT80 / HCH

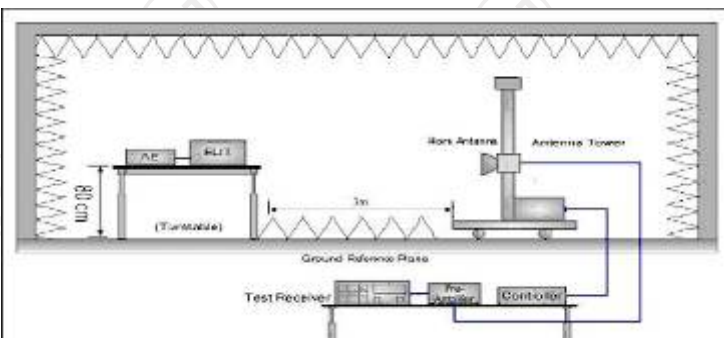


**Note:** All the 20MHz bandwidth modulation are tested and all antennas are tested, the 802.11a and the ANT 0 was the worst and record in the report. All the 40MHz bandwidth modulation are tested, the 802.11n (HT40) and the ANT 0 was the worst and record in the report.

## 6.8. Spurious Emission

### 6.8.1. Restrict Bands Measurement

#### 6.8.1.1. Test Specification

Test Requirement:	FCC CFR47 Part 15 Section 15.407 & 15.209 & 15.205																		
Test Method:	KDB 789033 D02 v01r02																		
Frequency Range:	Band I & II: 4.5 GHz to 5.15 GHz and 5.35GHz to 5.46GHz Band III &IV: 5.35 GHz to 5.46 GHz																		
Measurement Distance:	3 m																		
Antenna Polarization:	Horizontal & Vertical																		
Operation mode:	Transmitting mode with modulation																		
Receiver Setup:	<table><tr><td>Frequency</td><td>Detector</td><td>RBW</td><td>VBW</td><td>Remark</td></tr><tr><td rowspan="2">Above 1GHz</td><td>Peak</td><td>1MHz</td><td>3MHz</td><td>Peak Value</td></tr><tr><td>RMS</td><td>1MHz</td><td>3MHz</td><td>Average Value</td></tr></table>					Frequency	Detector	RBW	VBW	Remark	Above 1GHz	Peak	1MHz	3MHz	Peak Value	RMS	1MHz	3MHz	Average Value
Frequency	Detector	RBW	VBW	Remark															
Above 1GHz	Peak	1MHz	3MHz	Peak Value															
	RMS	1MHz	3MHz	Average Value															
Limit:	<table><tr><td>Frequency</td><td>Limit (dBuV/m @3m)</td><td>Remark</td></tr><tr><td rowspan="2">Above 1GHz</td><td>74</td><td>Peak Value</td></tr><tr><td>54</td><td>Average Value</td></tr></table>					Frequency	Limit (dBuV/m @3m)	Remark	Above 1GHz	74	Peak Value	54	Average Value						
Frequency	Limit (dBuV/m @3m)	Remark																	
Above 1GHz	74	Peak Value																	
	54	Average Value																	
Test setup:	<p>Above 1GHz</p> 																		
Test Procedure:	<p>1. The testing follows FCC KDB Publication No. 789033 D02 General UNII Test Procedures New Rules v01r02. Section G) Unwanted emissions measurement.</p> <p>2. For the radiated emission test below 1GHz: The EUT was placed on a turntable with 0.8 meter above ground. The EUT was set 3 meters from the interference receiving antenna, which was mounted on the top of a variable height antenna tower. The EUT was arranged to its worst case and then tune the antenna tower (from 1 m to 4 m) and turntable</p>																		



	<p>(from 0 degree to 360 degrees) to find the maximum reading. A pre-amp and a high PASS filter are used for the test in order to get better signal level.</p> <p>For the radiated emission test above 1GHz: Place the measurement antenna on a turntable with 1.5 meter above ground, which is away from each area of the EUT determined to be a source of emissions at the specified measurement distance, while keeping the measurement antenna aimed at the source of emissions at each frequency of significant emissions, with polarization oriented for maximum response. The measurement antenna may have to be higher or lower than the EUT, depending on the radiation pattern of the emission and staying aimed at the emission source for receiving the maximum signal. The final measurement antenna elevation shall be that which maximizes the emissions. The measurement antenna elevation for maximum emissions shall be restricted to a range of heights of from 1 m to 4 m above the ground or reference ground plane.</p> <p>3. Corrected Reading: Antenna Factor + Cable Loss + Read Level - Preamp Factor = Level</p> <p>4. For measurement below 1GHz, If the emission level of the EUT measured by the peak detector is 3 dB lower than the applicable limit, the peak emission level will be reported. Otherwise, the emission measurement will be repeated using the quasi-peak detector and reported.</p> <p>5. Use the following spectrum analyzer settings:</p> <ul style="list-style-type: none"> <li>(1) Span shall wide enough to fully capture the emission being measured;</li> <li>(2) Set RBW=100 kHz for <math>f &lt; 1 \text{ GHz}</math>; <math>\text{VBW} \geq \text{RBW}</math>; Sweep = auto; Detector function = peak; Trace = max hold;</li> <li>(3) Set RBW = 1 MHz, VBW= 3MHz for <math>f &gt; 1 \text{ GHz}</math> for peak measurement.</li> </ul> <p>For average measurement: VBW = 10 Hz, when duty cycle is no less than 98 percent. <math>\text{VBW} \geq 1/T</math>, when duty cycle is less than 98 percent where T is the minimum transmission duration over which the transmitter is on and is transmitting at its maximum power control level for the tested mode of operation.</p> <p>(4) A 5.8GHz high -PASS filter is used during radiated emissions above 1GHz measurement.</p>
Test results:	PASS

### 6.8.1.1 Test Instruments

Radiated Emission Test Site (966)				
Name of Equipment	Manufacturer	Model	Serial Number	Calibration Due
ESPI Test Receiver	ROHDE&SCHW ARZ	ESVD	100008	Sep. 11, 2016
Spectrum Analyzer	ROHDE&SCHW ARZ	FSEM	848597/001	Sep. 11, 2016
Spectrum Analyzer	ROHDE&SCHW ARZ	FSP40	100056	Sep. 11, 2016
Spectrum Analyzer	Agilent	N9020A	MY49100060	Sep. 12, 2016
Pre-amplifier	EM Electronics Corporation CO.,LTD	EM30265	07032613	Sep. 11, 2016
Pre-amplifier	HP	8447D	2727A05017	Sep. 11, 2016
Loop antenna	ZHINAN	ZN30900A	12024	Sep. 13, 2016
Broadband Antenna	Schwarzbeck	VULB9163	340	Sep. 13, 2016
Horn Antenna	Schwarzbeck	BBHA 9120D	631	Sep. 13, 2016
Horn Antenna	Schwarzbeck	BBHA 9170	373	Sep. 13, 2016
Coax cable	TCT	RE-low-01	N/A	Sep. 11, 2016
Coax cable	TCT	RE-high-02	N/A	Sep. 11, 2016
Coax cable	TCT	RE-low-03	N/A	Sep. 11, 2016
Coax cable	TCT	RE-High-04	N/A	Sep. 11, 2016
Antenna Mast	CCS	CC-A-4M	N/A	Sep. 12, 2016
EMI Test Software	Shurple Technology	EZ-EMC	N/A	N/A

**Note:** The calibration interval of the above test instruments is 12 months and the calibrations are traceable to international system unit (SI).

## 6.8.1.2 Test Data

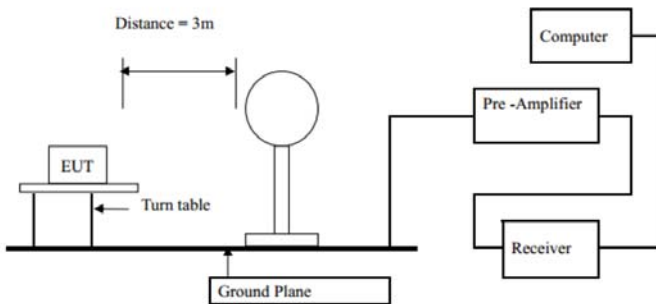
### Restrict band around fundamental

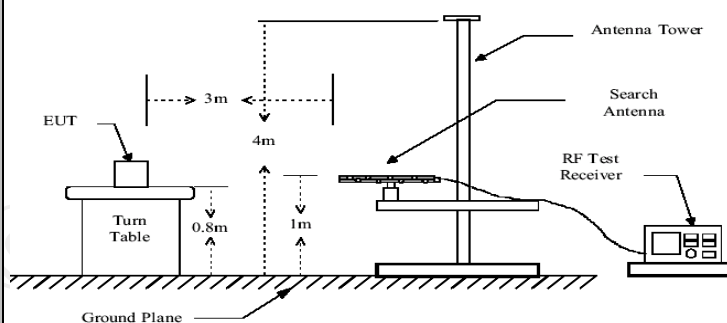
11a CH36: 5180MHz									
Frequency (MHz)	Ant. Pol. H/V	Peak reading (dBμV)	AV reading (dBuV)	Correction Factor (dB/m)	Emission Level		Peak limit (dBμV/m)	AV limit (dBμV/m)	Margin (dB)
					Peak (dBμV/m)	AV (dBμV/m)			
5137.57	H	49.31	---	0.53	49.84	---	74	54	-4.16
5187.19	H	49.67	---	0.59	50.26	---	74	54	-3.74
5186.28	H	49.11	---	0.57	49.68	---	74	54	-4.32
5137.09	V	51.24	---	0.53	51.77	---	74	54	-2.23
5186.28	V	52.51	---	0.54	53.05	---	74	54	-0.95
5186.28	V	51.26	---	0.57	51.83	---	74	54	-2.17
11n (HT40) CH36: 5180MHz									
Frequency (MHz)	Ant. Pol. H/V	Peak reading (DbμV)	AV reading (dBuV)	Correction Factor (Db/m)	Emission Level		Peak limit (DbμV/m)	AV limit (DbμV/m)	Margin (Db)
					Peak (DbμV/m)	AV (DbμV/m)			
5142.20	H	50.11	---	0.55	50.66	---	74	54	-3.34
5150.00	H	52.2	---	0.66	52.86	---	74	54	-1.14
5183.20	H	49.11	---	0.86	49.97	---	74	54	-4.03
5150.00	H	48.57	---	0.66	49.23	---	74	54	-4.77
5187.19	H	48.52	---	0.85	49.37	---	74	54	-4.63
5142.65	V	49.87	---	0.55	50.42	---	74	54	-3.58
5150.03	V	50.41	---	0.66	51.07	---	74	54	-2.93
5183.29	V	49.88	---	0.58	50.46	---	74	54	-3.54
5150.00	V	49.16	---	0.66	49.82	---	74	54	-4.18
5187.28	V	49.62	---	0.57	50.19	---	74	54	-3.81
11ac(HT80) CH38: 5190MHz									
Frequency (MHz)	Ant. Pol. H/V	Peak reading (dBμV)	AV reading (dBuV)	Correction Factor (dB/m)	Emission Level		Peak limit (dBμV/m)	AV limit (dBμV/m)	Margin (dB)
					Peak (dBμV/m)	AV (dBμV/m)			
5135.98	H	49.98	---	0.57	50.55	---	74	54	-3.45
5207.33	H	52.51	---	0.86	53.37	---	74	54	-0.63
5135.98	V	50.21	---	0.57	50.78	---	74	54	-3.22
5207.33	V	41.75	---	0.85	50.55	---	74	54	-3.45

**Note:** All the 20MHz bandwidth modulation are tested, the 802.11a was the worst and record in the report. All the 40MHz bandwidth modulation are tested, the 802.11n (HT40) was the worst and record in the report.

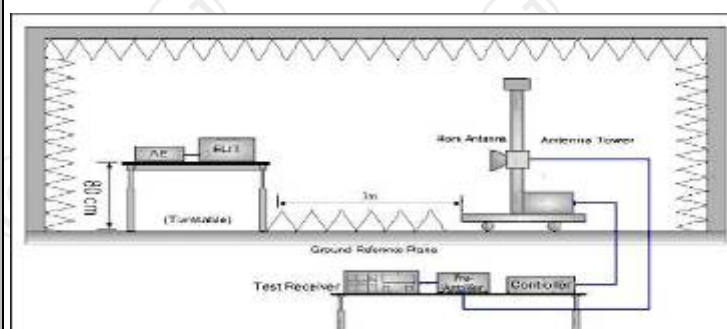
## 6.8.2. Unwanted Emissions out of the Restricted Bands

### 6.8.2.1. Test Specification

Test Requirement:	FCC CFR47 Part 15 Section 15.407 & 15.209 & 15.205				
Test Method:	KDB 789033 D02 v01r02				
Frequency Range:	9kHz to 40GHz				
Measurement Distance:	3 m				
Antenna Polarization:	Horizontal & Vertical				
Operation mode:	Transmitting mode with modulation				
Receiver Setup:	Frequency	Detector	RBW	VBW	Remark
	9kHz- 150kHz	Quasi-peak	200Hz	1kHz	Quasi-peak Value
	150kHz- 30MHz	Quasi-peak	9kHz	30kHz	Quasi-peak Value
	30MHz-1GHz	Quasi-peak	100KHz	300KHz	Quasi-peak Value
	Above 1GHz	Peak	1MHz	3MHz	Peak Value
		Peak	1MHz	10Hz	Average Value
Limit:	Unwanted spurious emissions fallen in restricted bands per FCC Part15.205 shall comply with the general field strength limits set forth in § 15.209 as below table,				
	Frequency		Field Strength (microvolts/meter)		Measurement Distance (meters)
	0.009-0.490		2400/F(KHz)		300
	0.490-1.705		24000/F(KHz)		30
	1.705-30		30		30
	30-88		100		3
	88-216		150		3
	216-960		200		3
	Above 960		500		3
	Frequency		Limit (dBuV/m @3m)		Detector
Above 1G		74.0		Peak	
		54.0		Average	
Test setup:	For radiated emissions below 30MHz				
					
	30MHz to 1GHz				



Above 1GHz



#### Test Procedure:

1. The EUT was placed on the top of a rotating table 0.8 meters above the ground at a 3 meter center. The table was rotated 360 degrees to determine the position of the highest radiation.
2. The EUT was set 3 meters away from the interference-receiving antenna, which was mounted on the top of a variable-height antenna tower.
3. The antenna height is varied from one meter to four meters above the ground to determine the maximum value of the field strength. Both horizontal and vertical polarizations of the antenna are set to make the measurement.
4. For each suspected emission, the EUT was arranged to its worst case and then the antenna was tuned to heights from 1 meter to 4 meters and the rotating table was turned from 0 degrees to 360 degrees to find the maximum reading.
5. The test-receiver system was set to Peak Detect Function and Specified Bandwidth with Maximum Hold Mode.
6. If the emission level of the EUT in peak mode was 10dB lower than the limit specified, then testing could be stopped and the peak values of the EUT would be reported. Otherwise the emissions that did not have 10dB margin would be re-tested one by one using peak, quasi-peak or average method as specified and then reported in a data sheet.

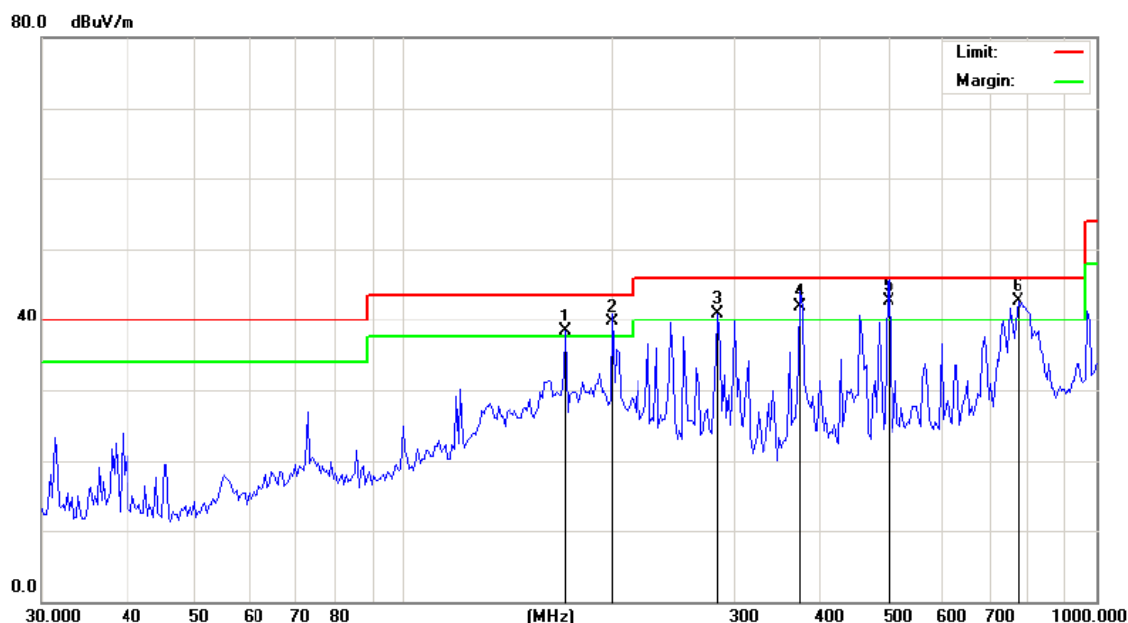
#### Test results:

PASS

## 6.8.3. Test Data

Please refer to following diagram for individual  
Below 1GHz

Horizontal:



Site

Polarization: **Horizontal**

Temperature: 25

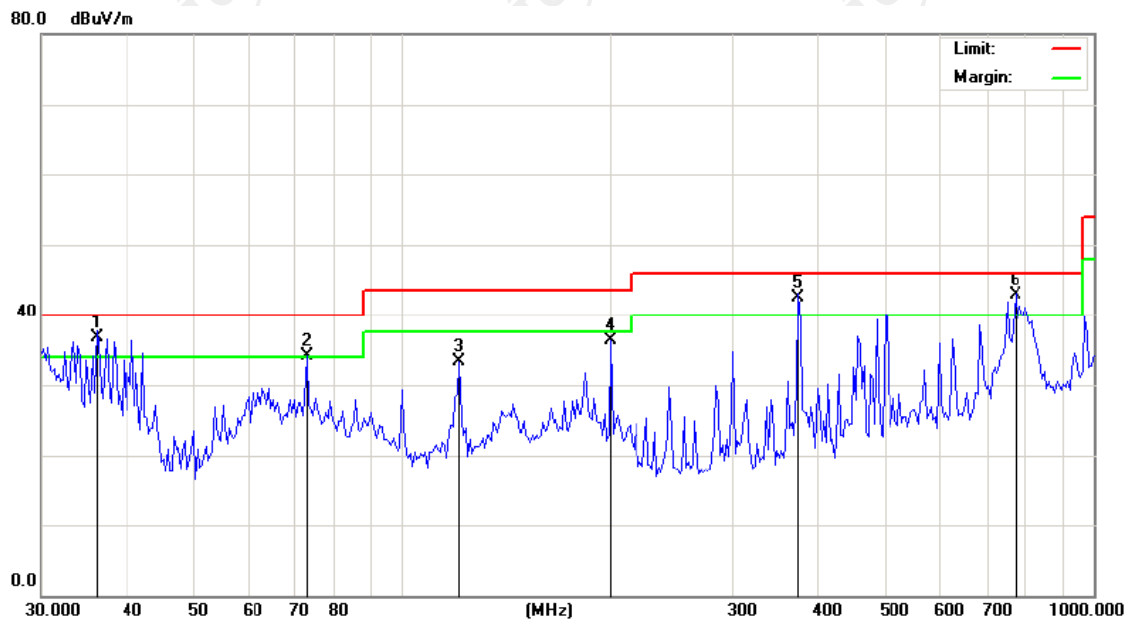
Limit: FCC Part 15B Class B RE\_3 m

Power: AC 120V/60Hz

Humidity: 54 %

No.	Mk.	Freq. MHz	Reading Level dBuV	Correct Factor dB	Measure- ment dBuV/m	Limit dBuV/m	Over dB	Antenna Height cm	Table Degree	Comment
1	!	171.3890	51.91	-13.66	38.25	43.50	-5.25	peak	0	
2	!	200.0432	51.31	-11.67	39.64	43.50	-3.86	QP	0	
3	!	284.2606	49.78	-8.79	40.99	46.00	-5.01	peak	0	
4	!	373.8861	48.65	-6.73	41.92	46.00	-4.08	QP	0	
5	*	502.2473	45.71	-2.94	42.77	46.00	-3.23	QP	0	
6	!	771.0475	41.58	1.08	42.66	46.00	-3.34	peak	0	

Vertical:



Site: Polarization: **Vertical** Temperature: 25  
 Limit: FCC Part 15B Class B RE\_3 m Power: AC 120V/60Hz Humidity: 54 %

No.	Mk.	Freq.	Reading Level	Correct Factor	Measurement	Limit	Over	Antenna Height	Table Degree
		MHz	dBuV	dB	dBuV/m	dBuV/m	dB	cm	degree
1	!	36.0140	49.74	-12.97	36.77	40.00	-3.23	QP	0
2	!	72.7203	50.53	-16.46	34.07	40.00	-5.93	peak	0
3		120.6118	47.09	-13.74	33.35	43.50	-10.15	peak	0
4		200.0432	47.97	-11.67	36.30	43.50	-7.20	peak	0
5	!	373.8861	49.23	-6.73	42.50	46.00	-3.50	QP	0
6	*	771.0475	41.87	1.08	42.95	46.00	-3.05	QP	0

**Note:** 1. The low frequency, which started from 9KHz~30MHz, was pre-scanned and the result which was 20dB lower than the limit line per 15.31(o) was not reported

2. Measurements were conducted in all three channels (high, middle, low) and all modulation (802.11a, 802.11n), and the worst case Mode (Lowest channel and 802.11a) was submitted only.



Modulation Type: Band I

11a CH36: 5180MHz

Frequency (MHz)	Ant. Pol. H/V	Peak reading (dBμV)	AV reading (dBμV)	Correction Factor (dB/m)	Emission Level		Peak limit (dBμV/m)	AV limit (dBμV/m)	Margin (dB)
					Peak (dBμV/m)	AV (dBμV/m)			
10360	H	51.2	---	0.66	51.86	---	74	54	-2.14
15540	H	40.70	---	9.5	50.20	---	74	54	-3.8
---	H	---	---	---	---	---	---	---	---
10360	V	50.69	---	0.66	51.35	---	74	54	-2.65
15540	V	43.87	---	9.5	53.37	---	74	54	-0.63
---	V	---	---	---	---	---	---	---	---

11a CH44: 5220MHz

Frequency (MHz)	Ant. Pol. H/V	Peak reading (dBμV)	AV reading (dBμV)	Correction Factor (dB/m)	Emission Level		Peak limit (dBμV/m)	AV limit (dBμV/m)	Margin (dB)
					Peak (dBμV/m)	AV (dBμV/m)			
10440	H	50.98	---	0.99	51.97	---	74	54	-2.03
15660	H	39.7	---	9.85	49.55	---	74	54	-4.45
---	H	---	---	---	---	---	---	---	---
10440	V	51.99	---	0.99	52.98	---	74	54	-1.02
15660	V	41.52	---	9.85	51.37	---	74	54	-2.63
---	V	---	---	---	---	---	---	---	---

11a CH48: 5240MHz

Frequency (MHz)	Ant. Pol. H/V	Peak reading (dBμV)	AV reading (dBμV)	Correction Factor (dB/m)	Emission Level		Peak limit (dBμV/m)	AV limit (dBμV/m)	Margin (dB)
					Peak (dBμV/m)	AV (dBμV/m)			
10480	H	49.34	---	1.33	50.67	---	74	54	-3.33
15720	H	42.51	---	10.22	52.73	---	74	54	-1.27
---	H	---	---	---	---	---	---	---	---
10480	V	51.64	---	1.33	52.97	---	74	54	-1.03
15720	V	40.52	---	10.22	50.74	---	74	54	-3.26
---	V	---	---	---	---	---	---	---	---

11n(HT20) CH36: 5180MHz

Frequency (MHz)	Ant. Pol. H/V	Peak reading (dBμV)	AV reading (dBμV)	Correction Factor (dB/m)	Emission Level		Peak limit (dBμV/m)	AV limit (dBμV/m)	Margin (dB)
					Peak (dBμV/m)	AV (dBμV/m)			
10360	H	53.28	---	0.66	53.94	---	74	54	-0.06
15540	H	41.9	---	9.5	51.4	---	74	54	-2.60
---	H	---	---	---	---	---	---	---	---
10360	V	50.15	---	0.66	50.81	---	74	54	-3.19
15540	V	44.26	---	9.5	53.76	---	74	54	-0.24
---	V	---	---	---	---	---	---	---	---

11n(HT20) CH44: 5220MHz

Frequency (MHz)	Ant. Pol. H/V	Peak reading (dBμV)	AV reading (dBμV)	Correction Factor (dB/m)	Emission Level		Peak limit (dBμV/m)	AV limit (dBμV/m)	Margin (dB)
					Peak (dBμV/m)	AV (dBμV/m)			
10440	H	51.81	---	0.99	52.8	---	74	54	-1.20
15660	H	41.55	---	9.85	51.4	---	74	54	-2.6
---	H	---	---	---	---	---	---	---	---
10440	V	50.69	---	0.99	51.68	---	74	54	-2.32
15660	V	43.43	---	9.85	53.28	---	74	54	-0.72
---	V	---	---	---	---	---	---	---	---



11n(HT20) CH48: 5240MHz									
Frequency (MHz)	Ant. Pol. H/V	Peak reading (dBμV)	AV reading (dBμV)	Correction Factor (dB/m)	Emission Level		Peak limit (dBμV/m)	AV limit (dBμV/m)	Margin (dB)
					Peak (dBμV/m)	AV (dBμV/m)			
10480	H	51.76	---	1.33	53.09	---	74	54	-0.91
15720	H	40.95	---	10.22	51.17	---	74	54	-2.83
---	H	---	---	---	---	---	---	---	---
10480	V	51.68	---	1.33	53.01	---	74	54	-0.99
15720	V	42.24	---	10.22	52.46	---	74	54	-1.54
---	V	---	---	---	---	---	---	---	---
11n(HT40) CH38: 5190MHz									
Frequency (MHz)	Ant. Pol. H/V	Peak reading (dBμV)	AV reading (dBμV)	Correction Factor (dB/m)	Emission Level		Peak limit (dBμV/m)	AV limit (dBμV/m)	Margin (dB)
					Peak (dBμV/m)	AV (dBμV/m)			
10380	H	50.14	---	0.66	50.8	---	74	54	-3.2
15570	H	41.62	---	9.5	51.12	---	74	54	-2.88
---	H	---	---	---	---	---	---	---	---
10380	V	51.09	---	0.66	51.75	---	74	54	-2.25
15570	V	39.87	---	9.5	49.37	---	74	54	-4.63
---	V	---	---	---	---	---	---	---	---
11n(HT40) CH46: 5230MHz									
Frequency (MHz)	Ant. Pol. H/V	Peak reading (dBμV)	AV reading (dBμV)	Correction Factor (dB/m)	Emission Level		Peak limit (dBμV/m)	AV limit (dBμV/m)	Margin (dB)
					Peak (dBμV/m)	AV (dBμV/m)			
10460	H	48.47	---	0.99	49.46	---	74	54	-4.54
15690	H	40.96	---	9.85	50.81	---	74	54	-3.19
---	H	---	---	---	---	---	---	---	---
10460	V	47.56	---	0.99	48.55	---	74	54	-5.45
15690	V	39.6	---	9.85	49.45	---	74	54	-4.55
---	V	---	---	---	---	---	---	---	---
11ac(HT20) CH36: 5180MHz									
Frequency (MHz)	Ant. Pol. H/V	Peak reading (dBμV)	AV reading (dBμV)	Correction Factor (dB/m)	Emission Level		Peak limit (dBμV/m)	AV limit (dBμV/m)	Margin (dB)
					Peak (dBμV/m)	AV (dBμV/m)			
10360	H	48.51	---	1.33	49.84	---	74	54	-4.16
15540	H	39.45	---	10.22	49.67	---	74	54	-4.33
---	H	---	---	---	---	---	---	---	---
10360	V	49.15	---	1.33	50.48	---	74	54	-3.52
15540	V	40.71	---	10.22	50.93	---	74	54	-3.07
---	V	---	---	---	---	---	---	---	---
11ac(HT20) CH44: 5220MHz									
Frequency (MHz)	Ant. Pol. H/V	Peak reading (dBμV)	AV reading (dBμV)	Correction Factor (dB/m)	Emission Level		Peak limit (dBμV/m)	AV limit (dBμV/m)	Margin (dB)
					Peak (dBμV/m)	AV (dBμV/m)			
10440	H	50.46	---	0.66	51.12	---	74	54	-2.88
15660	H	42.23	---	9.5	51.73	---	74	54	-2.27
---	H	---	---	---	---	---	---	---	---
10440	V	51.63	---	0.66	52.29	---	74	54	-1.71
15660	V	43.58	---	9.5	53.08	---	74	54	-0.92
---	V	---	---	---	---	---	---	---	---

11ac(HT20) CH48: 5240MHz									
Frequency (MHz)	Ant. Pol. H/V	Peak reading (dBμV)	AV reading (dBμV)	Correction Factor (dB/m)	Emission Level		Peak limit (dBμV/m)	AV limit (dBμV/m)	Margin (dB)
					Peak (dBμV/m)	AV (dBμV/m)			
10480	H	52.36	---	0.99	53.35	---	74	54	-0.65
15720	H	41.96	---	9.85	51.81	---	74	54	-2.19
---	H	---	---	---	---	---	---	---	---
10480	V	49.17	---	0.99	50.16	---	74	54	-3.84
15720	V	42.7	---	9.85	52.55	---	74	54	-1.45
---	V	---	---	---	---	---	---	---	---
11ac(HT40) CH38: 5190MHz									
Frequency (MHz)	Ant. Pol. H/V	Peak reading (dBμV)	AV reading (dBμV)	Correction Factor (dB/m)	Emission Level		Peak limit (dBμV/m)	AV limit (dBμV/m)	Margin (dB)
					Peak (dBμV/m)	AV (dBμV/m)			
10380	H	50.26	---	1.33	51.59	---	74	54	-2.41
15570	H	40.8	---	10.22	51.02	---	74	54	-2.98
---	H	---	---	---	---	---	---	---	---
10380	V	51.74	---	1.33	53.07	---	74	54	-0.93
15570	V	42.69	---	10.22	52.91	---	74	54	-1.09
---	V	---	---	---	---	---	---	---	---
11ac(HT40) CH46: 5230MHz									
Frequency (MHz)	Ant. Pol. H/V	Peak reading (dBμV)	AV reading (dBμV)	Correction Factor (dB/m)	Emission Level		Peak limit (dBμV/m)	AV limit (dBμV/m)	Margin (dB)
					Peak (dBμV/m)	AV (dBμV/m)			
10460	H	51.51	---	0.66	52.17	---	74	54	-1.83
15690	H	41.8	---	9.5	51.3	---	74	54	-2.7
---	H	---	---	---	---	---	---	---	---
10460	V	50.3	---	0.66	50.96	---	74	54	-3.04
15690	V	41.51	---	9.5	51.01	---	74	54	-2.99
---	V	---	---	---	---	---	---	---	---
11ac(HT80) CH42: 5210MHz									
Frequency (MHz)	Ant. Pol. H/V	Peak reading (dBμV)	AV reading (dBμV)	Correction Factor (dB/m)	Emission Level		Peak limit (dBμV/m)	AV limit (dBμV/m)	Margin (dB)
					Peak (dBμV/m)	AV (dBμV/m)			
10420	H	48.96	---	0.99	49.95	---	74	54	-4.05
15630	H	41.16	---	9.85	51.01	---	74	54	-2.99
---	H	---	---	---	---	---	---	---	---
10420	V	51.24	---	0.99	52.23	---	74	54	-1.77
15630	V	40.86	---	9.85	50.71	---	74	54	-3.29
---	V	---	---	---	---	---	---	---	---

**Note:**

1. Emission Level=Peak Reading + Correction Factor; Correction Factor= Antenna Factor + Cable loss – Pre-amplifier
2. Margin (dB) = Emission Level (Peak) (dBμV/m)-Average limit (dBμV/m)
3. The emission levels of other frequencies are very lower than the limit and not show in test report.
4. Measurements were conducted from 1 GHz to the 10th harmonic of highest fundamental frequency. The highest test frequency is 40GHz.
5. Data of measurement shown "—" in the above table mean that the reading of emissions is attenuated more than 20 dB below the limits or the field strength is too small to be measured.

Modulation Type: Band IV

11a CH149: 5745MHz

Frequency (MHz)	Ant. Pol. H/V	Peak reading (dBμV)	AV reading (dBμV)	Correction Factor (dB/m)	Emission Level		Peak limit (dBμV/m)	AV limit (dBμV/m)	Margin (dB)
					Peak (dBμV/m)	AV (dBμV/m)			
11490	H	52.68	---	0.66	53.34	---	74	54	-0.66
17235	H	43.49	---	9.5	52.99	---	74	54	-1.01
---	H	---	---	---	---	---	---	---	---
11490	V	51.5	---	0.66	52.16	---	74	54	-1.84
17235	V	44.24	---	9.5	53.74	---	74	54	-0.26
---	V	---	---	---	---	---	---	---	---

11a CH157: 5785MHz

Frequency (MHz)	Ant. Pol. H/V	Peak reading (dBμV)	AV reading (dBμV)	Correction Factor (dB/m)	Emission Level		Peak limit (dBμV/m)	AV limit (dBμV/m)	Margin (dB)
					Peak (dBμV/m)	AV (dBμV/m)			
11570	H	52.83	---	0.99	53.82	---	74	54	-0.18
17355	H	43.33	---	9.85	53.18	---	74	54	-0.82
---	H	---	---	---	---	---	---	---	---
11570	V	49.4	---	0.99	50.39	---	74	54	-3.61
17355	V	42.65	---	9.85	52.5	---	74	54	-1.5
---	V	---	---	---	---	---	---	---	---

11a CH161: 5825MHz

Frequency (MHz)	Ant. Pol. H/V	Peak reading (dBμV)	AV reading (dBμV)	Correction Factor (dB/m)	Emission Level		Peak limit (dBμV/m)	AV limit (dBμV/m)	Margin (dB)
					Peak (dBμV/m)	AV (dBμV/m)			
11650	H	51.74	---	1.33	53.07	---	74	54	-0.93
17475	H	42.62	---	10.22	52.84	---	74	54	-1.16
---	H	---	---	---	---	---	---	---	---
11650	V	52.51	---	1.33	53.84	---	74	54	-0.16
17475	V	42.9	---	10.22	53.12	---	74	54	-0.88
---	V	---	---	---	---	---	---	---	---

11n(HT20) CH149: 5745MHz

Frequency (MHz)	Ant. Pol. H/V	Peak reading (dBμV)	AV reading (dBμV)	Correction Factor (dB/m)	Emission Level		Peak limit (dBμV/m)	AV limit (dBμV/m)	Margin (dB)
					Peak (dBμV/m)	AV (dBμV/m)			
11490	H	51.16	---	0.66	51.82	---	74	54	-2.18
17235	H	42.88	---	9.5	52.38	---	74	54	-1.62
---	H	---	---	---	---	---	---	---	---
11490	V	51.74	---	0.66	52.4	---	74	54	-1.6
17235	V	43.55	---	9.5	53.05	---	74	54	-0.95
---	V	---	---	---	---	---	---	---	---

11n(HT20) CH157: 5785MHz									
Frequency (MHz)	Ant. Pol. H/V	Peak reading (dBμV)	AV reading (dBμV)	Correction Factor (dB/m)	Emission Level		Peak limit (dBμV/m)	AV limit (dBμV/m)	Margin (dB)
					Peak (dBμV/m)	AV (dBμV/m)			
11570	H	50.39	---	0.66	51.05	---	74	54	-2.95
17355	H	39.48	---	9.5	48.98	---	74	54	-5.02
---	H	---	---	---	---	---	---	---	---
11570	V	51.26	---	0.66	51.92	---	74	54	-2.08
17355	V	42.75	---	9.5	52.25	---	74	54	-1.75
---	V	---	---	---	---	---	---	---	---

11n(HT20) CH161: 5825MHz									
Frequency (MHz)	Ant. Pol. H/V	Peak reading (dBμV)	AV reading (dBμV)	Correction Factor (dB/m)	Emission Level		Peak limit (dBμV/m)	AV limit (dBμV/m)	Margin (dB)
					Peak (dBμV/m)	AV (dBμV/m)			
11650	H	52.37	---	0.99	53.36	---	74	54	-0.64
17475	H	40.16	---	9.85	50.01	---	74	54	-3.99
---	H	---	---	---	---	---	---	---	---
11650	V	51.36	---	0.99	52.35	---	74	54	-1.65
17475	V	39.85	---	9.85	49.7	---	74	54	-4.3
---	V	---	---	---	---	---	---	---	---

11n(HT40) CH151: 5755MHz									
Frequency (MHz)	Ant. Pol. H/V	Peak reading (dBμV)	AV reading (dBμV)	Correction Factor (dB/m)	Emission Level		Peak limit (dBμV/m)	AV limit (dBμV/m)	Margin (dB)
					Peak (dBμV/m)	AV (dBμV/m)			
11510	H	51.66	---	1.33	52.99	---	74	54	-1.01
17265	H	40.59	---	10.22	50.81	---	74	54	-3.19
---	H	---	---	---	---	---	---	---	---
11510	V	50.57	---	1.33	51.9	---	74	54	-2.1
17265	V	40.35	---	10.22	50.57	---	74	54	-3.43
---	V	---	---	---	---	---	---	---	---

11n(HT40) CH159: 5795MHz									
Frequency (MHz)	Ant. Pol. H/V	Peak reading (dBμV)	AV reading (dBμV)	Correction Factor (dB/m)	Emission Level		Peak limit (dBμV/m)	AV limit (dBμV/m)	Margin (dB)
					Peak (dBμV/m)	AV (dBμV/m)			
11590	H	52.41	---	0.66	53.07	---	74	54	-0.93
17385	H	38.75	---	9.5	48.25	---	74	54	-5.75
---	H	---	---	---	---	---	---	---	---
11590	V	51.68	---	0.66	52.34	---	74	54	-1.66
17385	V	39.67	---	9.5	49.17	---	74	54	-4.83
---	V	---	---	---	---	---	---	---	---

11ac(HT20) CH149: 5745MHz									
Frequency (MHz)	Ant. Pol. H/V	Peak reading (dBμV)	AV reading (dBμV)	Correction Factor (dB/m)	Emission Level		Peak limit (dBμV/m)	AV limit (dBμV/m)	Margin (dB)
					Peak (dBμV/m)	AV (dBμV/m)			
11490	H	52.86	---	0.66	53.52	---	74	54	-0.48
17235	H	43.6	---	9.5	53.1	---	74	54	-0.9
---	H	---	---	---	---	---	---	---	---
11490	V	53.19	---	0.66	53.85	---	74	54	-0.15
17235	V	43.66	---	9.5	53.16	---	74	54	-0.84
---	V	---	---	---	---	---	---	---	---

11ac(HT20) CH157: 5785MHz									
Frequency (MHz)	Ant. Pol. H/V	Peak reading (dBμV)	AV reading (dBμV)	Correction Factor (dB/m)	Emission Level		Peak limit (dBμV/m)	AV limit (dBμV/m)	Margin (dB)
					Peak (dBμV/m)	AV (dBμV/m)			
11570	H	51.45	---	0.99	52.44	---	74	54	-1.56
17355	H	43.9	---	9.85	53.75	---	74	54	-0.25
---	H	---	---	---	---	---	---	---	---
11570	V	52.63	---	0.99	53.62	---	74	54	-0.38
17355	V	40.38	---	9.85	50.23	---	74	54	-3.77
---	V	---	---	---	---	---	---	---	---

11ac(HT20) CH161: 5805MHz									
Frequency (MHz)	Ant. Pol. H/V	Peak reading (dBμV)	AV reading (dBμV)	Correction Factor (dB/m)	Emission Level		Peak limit (dBμV/m)	AV limit (dBμV/m)	Margin (dB)
					Peak (dBμV/m)	AV (dBμV/m)			
11650	H	52.36	---	1.33	53.69	---	74	54	-0.31
17475	H	39.85	---	10.22	50.07	---	74	54	-3.93
---	H	---	---	---	---	---	---	---	---
11650	V	51.24	---	1.33	52.57	---	74	54	-1.43
17475	V	42.1	---	10.22	52.32	---	74	54	-1.68
---	V	---	---	---	---	---	---	---	---

11ac(HT40) CH151: 5755MHz									
Frequency (MHz)	Ant. Pol. H/V	Peak reading (dBμV)	AV reading (dBμV)	Correction Factor (dB/m)	Emission Level		Peak limit (dBμV/m)	AV limit (dBμV/m)	Margin (dB)
					Peak (dBμV/m)	AV (dBμV/m)			
11510	H	50.97	---	0.66	51.63	---	74	54	-2.37
17265	H	42.96	---	9.5	52.46	---	74	54	-1.54
---	H	---	---	---	---	---	---	---	---
11510	V	51.66	---	0.66	52.32	---	74	54	-1.68
17265	V	43.41	---	9.5	52.91	---	74	54	-1.09
---	V	---	---	---	---	---	---	---	---

11ac(HT40) CH159: 5795MHz									
Frequency (MHz)	Ant. Pol. H/V	Peak reading (dBμV)	AV reading (dBμV)	Correction Factor (dB/m)	Emission Level		Peak limit (dBμV/m)	AV limit (dBμV/m)	Margin (dB)
					Peak (dBμV/m)	AV (dBμV/m)			
11590	H	52.78	---	0.99	53.77	---	74	54	-0.23
17385	H	42.54	---	9.85	52.39	---	74	54	-1.61
---	H	---	---	---	---	---	---	---	---
11590	V	51.86	---	0.99	52.85	---	74	54	-1.15
17385	V	43.73	---	9.85	53.58	---	74	54	-0.42
---	V	---	---	---	---	---	---	---	---

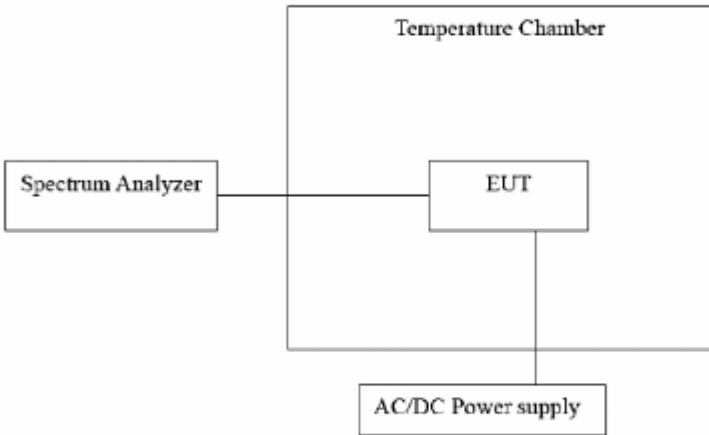
11ac(HT80) CH155: 5775MHz									
Frequency (MHz)	Ant. Pol. H/V	Peak reading (dBμV)	AV reading (dBμV)	Correction Factor (dB/m)	Emission Level		Peak limit (dBμV/m)	AV limit (dBμV/m)	Margin (dB)
					Peak (dBμV/m)	AV (dBμV/m)			
11550	H	50.57	---	1.33	51.9	---	74	54	-2.10
17325	H	42.81	---	10.22	53.03	---	74	54	-0.97
---	H	---	---	---	---	---	---	---	---
11550	V	52.25	---	1.33	53.58	---	74	54	-0.42
17325	V	39.66	---	10.22	49.88	---	74	54	-4.12
---	V	---	---	---	---	---	---	---	---

**Note:**

1. Emission Level=Peak Reading + Correction Factor; Correction Factor=Antenna Factor + Cable loss – Pre-amplifier
2. Margin (dB) = Emission Level (Peak) (dBμV/m)-Average limit (dBμV/m)
3. The emission levels of other frequencies are very lower than the limit and not show in test report.
4. Measurements were conducted from 1 GHz to the 10th harmonic of highest fundamental frequency. The highest test frequency is 40GHz.
5. Data of measurement shown “---“in the above table mean that the reading of emissions is attenuated more than 20 dB below the limits or the field strength is too small to be measured.

## 6.9. Frequency Stability Measurement

### 6.9.1. Test Specification

<b>Test Requirement:</b>	FCC Part15 Section 15.407(g) &Part2 J Section 2.1055
<b>Test Method:</b>	ANSI C63.10: 2013
<b>Limit:</b>	The frequency tolerance shall be maintained within the band of operation frequency over a temperature variation of 0 degrees to 35 degrees C at normal supply voltage, and for a variation in the primary supply voltage from 85% to 115% of the rated supply voltage at a temperature of 20 degrees C.
<b>Test Setup:</b>	 <pre> graph LR     SA[Spectrum Analyzer] --- EUT[EUT]     subgraph TC [Temperature Chamber]         EUT     end     EUT --- P[AC/DC Power supply]             </pre>
<b>Test Procedure:</b>	The EUT was placed inside the environmental test chamber and powered by nominal AC/DC voltage. b. Turn the EUT on and couple its output to a spectrum analyzer. c. Turn the EUT off and set the chamber to the highest temperature specified. d. Allow sufficient time (approximately 30 min) for the temperature of the chamber to stabilize. e. Repeat step 2 and 3 with the temperature chamber set to the lowest temperature. f. The test chamber was allowed to stabilize at +20 degree C for a minimum of 30 minutes. The supply voltage was then adjusted on the EUT from 85% to 115% and the frequency record.
<b>Test Result:</b>	PASS
<b>Remark:</b>	Pre-scan was performed at Antenna 0, Antenna 1 and Antenna 2, no worst case was found. Only the test data of Antenna 0 was shown in this report.



Test plots as follows:

Test mode:		802.11a	Frequency(MHz):	5180
Temperature (°C)	Voltage(VDC)	Measurement Frequency(MHz)	Delta Frequency(Hz)	Result
45	3.3	5180.0092	9200	PASS
35		5180.0064	6400	PASS
25		5179.9878	-12200	PASS
15		5179.9983	-1700	PASS
5		5180.0038	3800	PASS
0		5180.0042	4200	PASS
20	3.795	5179.9831	-16900	PASS
	3.3	5180.0034	3400	PASS
	2.805	5179.9825	-17500	PASS

Test mode:		802.11a	Frequency(MHz):	5200
Temperature (°C)	Voltage(VAC)	Measurement Frequency(MHz)	Delta Frequency(Hz)	Result
45	3.3	5200.0090	9000	PASS
35		5200.0089	8900	PASS
25		5200.0078	7800	PASS
15		5200.0043	4300	PASS
5		5199.9980	-2000	PASS
0		5199.9879	-12100	PASS
20	3.795	5199.9957	-4300	PASS
	3.3	5200.0031	3100	PASS
	2.805	5200.0053	5300	PASS

Test mode:		802.11a	Frequency(MHz):	5240
Temperature (°C)	Voltage(VAC)	Measurement Frequency(MHz)	Delta Frequency(Hz)	Result
45	3.3	5240.0043	4300	PASS
35		5240.0029	2900	PASS
25		5240.0024	2400	PASS
15		5239.9991	-900	PASS
5		5239.9983	-1700	PASS
0		5239.9979	-2100	PASS
20	3.795	5240.0035	3500	PASS
	3.3	5240.0010	1000	PASS
	2.805	5239.9985	-1500	PASS



Test mode:		802.11a	Frequency(MHz):	5745
Temperature (°C)	Voltage(VAC)	Measurement Frequency(MHz)	Delta Frequency(Hz)	Result
45	3.3	5745.0118	11800	PASS
35		5745.0082	8200	PASS
25		5745.0078	7800	PASS
15		5745.0031	3100	PASS
5		5744.9962	-3800	PASS
0		5744.9982	-1800	PASS
20	3.795	5745.0013	1300	PASS
	3.3	5745.0014	1400	PASS
	2.805	5745.0024	2400	PASS

Test mode:		802.11a	Frequency(MHz):	5785
Temperature (°C)	Voltage(VAC)	Measurement Frequency(MHz)	Delta Frequency(Hz)	Result
45	3.3	5785.0086	8600	PASS
35		5785.0029	2900	PASS
25		5785.0021	2100	PASS
15		5785.0009	900	PASS
5		5785.0028	2800	PASS
0		5785.0037	3700	PASS
20	3.795	5785.0033	3300	PASS
	3.3	5785.0014	1400	PASS
	2.805	5784.9976	-2400	PASS

Test mode:		802.11a	Frequency(MHz):	5825
Temperature (°C)	Voltage(VAC)	Measurement Frequency(MHz)	Delta Frequency(Hz)	Result
45	3.3	5825.0097	9700	PASS
35		5825.0042	4200	PASS
25		5825.0023	2300	PASS
15		5824.9989	-1100	PASS
5		5824.9975	-2500	PASS
0		5824.9964	-3600	PASS
20	3.795	5825.0032	3200	PASS
	3.3	5825.0013	1300	PASS
	2.805	5825.0025	2500	PASS

Test mode:		802.11n(HT20)	Frequency(MHz):	5180
Temperature (°C)	Voltage(VAC)	Measurement Frequency(MHz)	Delta Frequency(Hz)	Result
45	3.3	5180.0095	9500	PASS
35		5180.0034	3400	PASS
25		5179.9984	-1600	PASS
15		5179.9991	-900	PASS
5		5180.0023	2300	PASS
0		5180.0032	3200	PASS
20	3.795	5180.0024	2400	PASS
	3.3	5179.9994	-600	PASS
	2.805	5179.9990	-1000	PASS

Test mode:		802.11n(HT20)	Frequency(MHz):	5200
Temperature (°C)	Voltage(VAC)	Measurement Frequency(MHz)	Delta Frequency(Hz)	Result
45	3.3	5200.0089	8900	PASS
35		5200.0043	4300	PASS
25		5200.0032	3200	PASS
15		5200.0013	1300	PASS
5		5200.0029	2900	PASS
0		5200.0044	4400	PASS
20	3.795	5199.9974	-2600	PASS
	3.3	5199.9993	-700	PASS
	2.805	5200.0037	3700	PASS

Test mode:		802.11n(HT20)	Frequency(MHz):	5240
Temperature (°C)	Voltage(VAC)	Measurement Frequency(MHz)	Delta Frequency(Hz)	Result
45	3.3	5240.0092	9200	PASS
35		5240.0024	2400	PASS
25		5240.0038	3800	PASS
15		5240.0013	1300	PASS
5		5240.0042	4200	PASS
0		5240.0045	4500	PASS
20	3.795	5240.0036	3600	PASS
	3.3	5239.9995	-500	PASS
	2.805	5239.9985	-1500	PASS

Test mode:		802.11n(HT20)	Frequency(MHz):	5745
Temperature (°C)	Voltage(VAC)	Measurement Frequency(MHz)	Delta Frequency(Hz)	Result
45	3.3	5745.0076	7600	PASS
35		5745.0028	2800	PASS
25		5745.0035	3500	PASS
15		5745.0024	2400	PASS
5		5745.0013	1300	PASS
0		5745.0034	3400	PASS
20	3.795	5745.0042	4200	PASS
	3.3	5744.9979	-2100	PASS
	2.805	5745.0035	3500	PASS

Test mode:		802.11n(HT20)	Frequency(MHz):	5785
Temperature (°C)	Voltage(VAC)	Measurement Frequency(MHz)	Delta Frequency(Hz)	Result
45	3.3	5785.0106	10600	PASS
35		5785.0048	4800	PASS
25		5785.0029	2900	PASS
15		5784.9987	-1300	PASS
5		5784.9944	-5600	PASS
0		5785.0024	2400	PASS
20	3.795	5785.0038	3800	PASS
	3.3	5785.0021	2100	PASS
	2.805	5785.0052	5200	PASS

Test mode:		802.11n(HT20)	Frequency(MHz):	5825
Temperature (°C)	Voltage(VAC)	Measurement Frequency(MHz)	Delta Frequency(Hz)	Result
45	3.3	5824.9813	-18700	PASS
35		5824.9952	-4800	PASS
25		5824.9953	-4700	PASS
15		5824.9985	-1500	PASS
5		5825.0015	1500	PASS
0		5825.0046	4600	PASS
20	3.795	5825.0042	4200	PASS
	3.3	5824.9987	-1300	PASS
	2.805	5825.0024	2400	PASS

Test mode:		802.11n(HT40)	Frequency(MHz):	5190
Temperature (°C)	Voltage(VAC)	Measurement Frequency(MHz)	Delta Frequency(Hz)	Result
45	3.3	5190.0127	12700	PASS
35		5190.0110	11000	PASS
25		5190.0104	10400	PASS
15		5190.0035	3500	PASS
5		5190.0062	6200	PASS
0		5190.0078	7800	PASS
20	3.795	5189.9910	-9000	PASS
	3.3	5189.9978	-2200	PASS
	2.805	5190.0042	4200	PASS

Test mode:		802.11n(HT40)	Frequency(MHz):	5230
Temperature (°C)	Voltage(VAC)	Measurement Frequency(MHz)	Delta Frequency(Hz)	Result
45	3.3	5230.0128	12800	PASS
35		5230.0120	12000	PASS
25		5230.0099	9900	PASS
15		5229.9988	-1200	PASS
5		5229.9981	-1900	PASS
0		5230.0052	5200	PASS
20	3.795	5230.0042	4200	PASS
	3.3	5230.0029	2900	PASS
	2.805	5229.9978	-2200	PASS

Test mode:		802.11ac(HT20)	Frequency(MHz):	5180	
Temperature (°C)	Voltage(VAC)	Measurement Frequency(MHz)	Delta Frequency(Hz)	Result	
45	3.3	5180.0056	5600	PASS	
35		5180.0032	3200	PASS	
25		5180.0074	7400	PASS	
15		5180.0040	4000	PASS	
5		5179.9991	-900	PASS	
0		5179.9980	-2000	PASS	
20	3.795	5180.0055	5500	PASS	
	3.3	5180.0065	6500	PASS	
	2.805	5180.0042	4200	PASS	

Test mode:		802.11ac(HT20)	Frequency(MHz):	5220	
Temperature (°C)	Voltage(VAC)	Measurement Frequency(MHz)	Delta Frequency(Hz)	Result	
45	3.3	5220.0043	4300	PASS	
35		5220.0051	5100	PASS	
25		5220.0038	3800	PASS	
15		5220.0020	2000	PASS	
5		5220.0089	8900	PASS	
0		5220.0024	2400	PASS	
20	3.795	5220.0075	7500	PASS	
	3.3	5219.9973	-2700	PASS	
	2.805	5219.9965	-3500	PASS	

Test mode:		802.11ac(HT20)	Frequency(MHz):	5240
Temperature (°C)	Voltage(VAC)	Measurement Frequency(MHz)	Delta Frequency(Hz)	Result
45	3.3	5240.0029	2900	PASS
35		5240.0085	8500	PASS
25		5239.9975	-2500	PASS
15		5239.9964	-3600	PASS
5		5240.0054	5400	PASS
0		5240.0038	3800	PASS
20	3.795	5240.0016	1600	PASS
	3.3	5240.0042	4200	PASS
	2.805	5240.0060	6000	PASS

Test mode:		802.11ac(HT20)	Frequency(MHz):	5745
Temperature (°C)	Voltage(VAC)	Measurement Frequency(MHz)	Delta Frequency(Hz)	Result
45	3.3	5745.0012	1200	PASS
35		5745.0014	1400	PASS
25		5744.9960	-4000	PASS
15		5744.9955	-4500	PASS
5		5745.0033	3300	PASS
0		5745.0041	4100	PASS
20	3.795	5745.0076	7600	PASS
	3.3	5745.0071	7100	PASS
	2.805	5745.0021	2100	PASS

Test mode:		802.11ac(HT20)	Frequency(MHz):	5785
Temperature (°C)	Voltage(VAC)	Measurement Frequency(MHz)	Delta Frequency(Hz)	Result
45	3.3	5785.0083	8300	PASS
35		5785.0030	3000	PASS
25		5785.0028	2800	PASS
15		5785.0008	800	PASS
5		5785.0025	2500	PASS
0		5785.0043	4300	PASS
20	3.795	5785.0057	5700	PASS
	3.3	5785.0026	2600	PASS
	2.805	5784.9975	-2500	PASS

Test mode:		802.11ac(HT20)	Frequency(MHz):	5805
Temperature (°C)	Voltage(VAC)	Measurement Frequency(MHz)	Delta Frequency(Hz)	Result
45	3.3	5805.0046	4600	PASS
35		5805.0051	5100	PASS
25		5805.0027	2700	PASS
15		5805.0049	4900	PASS
5		5805.0088	8800	PASS
0		5805.0066	6600	PASS
20	3.795	5805.0023	2300	PASS
	3.3	5805.0015	1500	PASS
	2.805	5804.9993	-700	PASS

Test mode:		802.11ac(HT40)	Frequency(MHz):	5190
Temperature (°C)	Voltage(VAC)	Measurement Frequency(MHz)	Delta Frequency(Hz)	Result
45	3.3	5190.0034	3400	PASS
35		5190.0058	5800	PASS
25		5189.9953	-4700	PASS
15		5190.0021	2100	PASS
5		5190.0037	3700	PASS
0		5190.0061	6100	PASS
20	3.795	5190.0025	2500	PASS
	3.3	5189.9945	-5500	PASS
	2.805	5190.0039	3900	PASS

Test mode:		802.11ac(HT40)	Frequency(MHz):	5230
Temperature (°C)	Voltage(VAC)	Measurement Frequency(MHz)	Delta Frequency(Hz)	Result
45	3.3	5230.0092	9200	PASS
35		5230.0013	1300	PASS
25		5230.0035	3500	PASS
15		5230.0070	7000	PASS
5		5230.0081	8100	PASS
0		5230.0051	5100	PASS
20	3.795	5230.0049	4900	PASS
	3.3	5229.9975	-2500	PASS
	2.805	5229.9985	-1500	PASS



Test mode:		802.11ac(HT40)	Frequency(MHz):	5755
Temperature (°C)	Voltage(VAC)	Measurement Frequency(MHz)	Delta Frequency(Hz)	Result
45	3.3	5755.0164	16400	PASS
35		5755.0105	10500	PASS
25		5754.9990	-1000	PASS
15		5755.0017	1700	PASS
5		5755.0089	8900	PASS
0		5755.0052	5200	PASS
20	3.795	5755.0066	6600	PASS
	3.3	5755.0023	2300	PASS
	2.805	5755.0035	3500	PASS

Test mode:		802.11ac(HT40)	Frequency(MHz):	5795
Temperature (°C)	Voltage(VAC)	Measurement Frequency(MHz)	Delta Frequency(Hz)	Result
45	3.3	5795.0083	8300	PASS
35		5795.0025	2500	PASS
25		5795.0034	3400	PASS
15		5795.0012	1200	PASS
5		5795.0046	4600	PASS
0		5795.0059	5900	PASS
20	3.795	5795.0075	7500	PASS
	3.3	5794.9970	-3000	PASS
	2.805	5794.9945	-5500	PASS


Test mode:		802.11ac(HT80)	Frequency(MHz):	5210
Temperature (°C)	Voltage(VAC)	Measurement Frequency(MHz)	Delta Frequency(Hz)	Result
45	3.3	5210.0018	1800	PASS
35		5210.0029	2900	PASS
25		5210.0055	5500	PASS
15		5210.0067	6700	PASS
5		5210.0043	4300	PASS
0		5210.0081	8100	PASS
20	3.795	5209.9910	-9000	PASS
	3.3	5210.0051	5100	PASS
	2.805	5209.9925	-7500	PASS



Test mode:		802.11ac(HT80)	Frequency(MHz):	5775
Temperature (°C)	Voltage(VAC)	Measurement Frequency(MHz)	Delta Frequency(Hz)	Result
45	3.3	5775.0158	15800	PASS
35		5775.0084	8400	PASS
25		5775.0042	4200	PASS
15		5775.0025	2500	PASS
5		5775.0036	3600	PASS
0		5774.9983	-1700	PASS
20	3.795	5775.0021	2100	PASS
	3.3	5775.0030	3000	PASS
	2.805	5775.0066	6600	PASS

## 7. Appendix A: Photographs of Test Setup

Product: Wi-Fi® Radio Transceiver  
Model: NM-DB-3  
Radiated Emission



Conducted Emission



**8. Photographs of EUT**

Refer to the test report No. TCT170221E008

**\*\*\*\*\*END OF REPORT\*\*\*\*\***