



## ROAM SPORT

True Wireless Noise Cancelling Earbuds

### ENGLISH

Quick Start Guide | User Manual | Warranty Card

# OWN THE MOMENT

Find this user manual on  
[www.cleeraudio.com](http://www.cleeraudio.com)

Follow us on social media



@CleerSound



@CleerAudio

### Box contents



ROAM SPORT  
True wireless noise cancelling  
earbuds with charging case  
(Equipped with M Ear-tips and wings)



Quick start guide  
/ User manual  
/ Warranty card  
(This document)



Ear-tips  
S / L

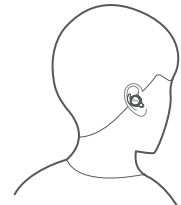
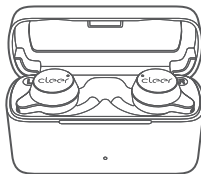


Ear-wings  
S / L



USB-C cable

### Quick start guide

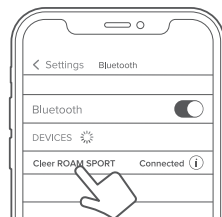


1. ROAM SPORT will power ON automatically when opened the case lid.

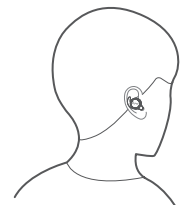
Insert both earbuds into your ears and you should hear the voice prompt “looking for device”.

- \* ROAM SPORT will go into pairing mode automatically when powered ON for the first time (if you need to manually go into pairing mode, please follow the steps on the Bluetooth pairing section).

- \*\* ROAM SPORT will automatically connect to the last connected device if it is in range and available for pairing.



2. Find “Cleer ROAM SPORT” on the new Bluetooth device list and select it to pair.



3. Enjoy your ROAM SPORT.

### Fitting



### Cleer+ app

The Cleer+ app gives you a more customized control to your ROAM SPORT, download the Cleer+ app from the App Store (for iOS devices) or Google Play (for Android devices).

With the Cleer+ app you can:

- Turn on and off the Ambient Noise Control.
- Customize the equalizer setting of your ROAM SPORT.
- Change the touch pad function to suit your preference.
- Change the Bluetooth name of your ROAM SPORT.
- Receive software updates when new features and improvements are available.
- Check playback time and battery level of your ROAM SPORT.
- Voice prompt selection.

*\* Sound settings are saved to your ROAM SPORT, so you can enjoy it with any playback device connected to your ROAM SPORT.*

Q Cleer+



### Bluetooth pairing



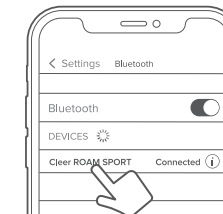
#### Pairing Mode

1. Remove both earbuds from the charging case and insert them into your ears.

2. Press the touch pad on either earbud 5 times. You will hear the voice prompt “looking for device”.



3. Select “Cleer ROAM SPORT” on new Bluetooth device list to pair.



4. ROAM SPORT is now paired.

*\*To clear the pairing record of your ROAM SPORT:  
1. Remove both earbuds from the charging case, 2. Put both earbuds into pairing mode, 3. Press and hold the touch pad until a voice prompt announces two audio tones, 4. Return the earbuds to the charging case and leave them there for 10 seconds, 5. The pairing record is now cleared.*

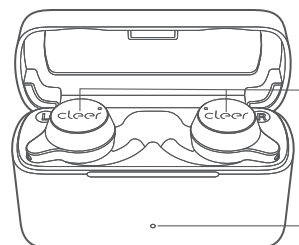
### Track control **L** or **R**

*\* You can select which earbud to use this function on the Cleer+ app, it is set to the **left** earbud by default.*



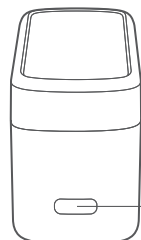
- Press twice x2** ●● Next track
- Press thrice x3** ●●● Previous track

### Overview



Touch pad

LED indicator



USB-C Connector

Noise cancellation mode control [L] or [R]

\* You can select which earbud to use this function on the Cleer+ app, it is set to the **right** earbud by default.



**Press twice x2**


●● Cycle thru noise cancellation mode ON, Ambient mode ON and all OFF

Noise Cancellation Mode: Our noise cancelling technology and optimized passive isolation can suppress wide-band ambient noise.

Ambient mode: Allows you to hear sounds around you even while wearing your ROAM SPORT.

\* ROAM SPORT will go into noise cancellation mode by default when powered ON.

Call and playback control [L] / [R]



**Press once x1**

● Playback: Play / Pause  
Call: Pick / Hang up call


**Press and hold 1s**

■ Reject incoming call

**Press and hold 2s**

■ Trigger default voice assistant

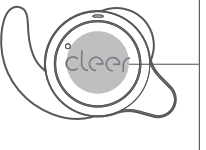
Volume control



**Right earbud**

**Double tap x2 hold on 2nd tap**

● Volume up continuously



**Left earbud**

**Double tap x2 hold on 2nd tap**


● Volume down continuously

Charging

Connect ROAM SPORT to a power source with the compatible USB-C cable.

5 minutes of charge time equals 1 hour of playtime. Up to 15 hours of playtime.

LED Behavior



**While being charged**

▬ Battery Level 100%  
▬ Battery Level 1% - 99%

**Not being charged (Open the case)**

▬ Battery Level 20% - 100%  
▬ Battery Level 1% - 19%

\* Close the case and LED flashes red, Earbuds in the charging

Specifications

Driver:	5.8mm neodymium dynamic driver
Supported Audio CODEC:	SBC, aptX adaptive
Frequency response range:	20 - 20,000Hz
Connections:	USB-C
Battery charging:	A 5-minute charge delivers up to 1-hour playback; less than 2 hours for a full charge (when charging unit via USB-C cable and charging case)
Playback time:	Up to 5 hours, up to additional 15 hours with charging case
Supported Bluetooth profiles:	BT 5.2, A2DP v1.3, AVRCP v1.6, HFP v1.7, HSP v1.2

Bluetooth transmission frequency range:	2.402-2.480GHz
Bluetooth transmission power:	<8.0dBm
Water resistance rating:	IPX4 (for earbuds only)
Weight:	5.6g (per earbud), 56g (both buds and case)

Warranty

Cleer Limited Warranty

Cleer Limited warrants this product against defects in material or workmanship for (1) year as set forth below when purchased directly from Cleer Limited or a Cleer Limited retailer. Pursuant to this Limited Warranty, Cleer Limited will, at its option, (i) repair the product using new or refurbished parts or (ii) replace the product with a new or refurbished product. For purposes of this Limited Warranty, “refurbished” means a product or part that has been returned to its original specifications. In the event of a defect, these are your exclusive remedies.

Labor: For a period of (1) year from the original date of purchase of the product (“Labor Warranty”), Cleer Limited will, at its option, repair or replace with new or refurbished product, product determined to be defective. If Cleer Limited elects to replace the product after this Labor Warranty has expired but while the parts warranty is still in effect, it will do so for the applicable labor charge.

Parts: For a period of (1) year from the original date of purchase of the product (“Parts Warranty”), Cleer Limited will supply new or refurbished replacement parts in exchange for parts determined to be defective.

This Limited Warranty covers only the hardware components packaged with the Product. It does not cover technical assistance for hardware or software usage and it does not cover any software products whether or not contained in the Product; any such software is provided “AS IS” unless expressly provided for in any enclosed software Limited Warranty. Please refer to the End User License Agreements included with the Product for your rights and obligations with respect to the software.

Instructions: To obtain warranty service, you must deliver the Product, freight prepaid, in either its original packaging or packaging affording an equal degree of protection to the original Cleer Limited retailer (point of purchase) or Cleer Limited Customer Service. It is your responsibility to backup any data, software or other materials you may have stored or preserved on your unit. It is unlikely that such data, software or other materials will be lost or reformatted during service and Cleer Limited will not be responsible for any such damage or loss. A dated purchase receipt from Cleer Limited or a Cleer Limited retailer is required. For specific instructions on how to obtain warranty service for your product,

Visit the Cleer Limited website: [www.cleeraudio.com](http://www.cleeraudio.com)

Following warranty service your original Product or a replacement Product will be returned to you as your Product was configured when originally purchased.

Repair / Replacement Warranty: This Limited Warranty shall apply to any repair, replacement part or replacement product for the remainder of the original Limited Warranty period or for (90) days, whichever is longer. Any parts or product replaced under this Limited Warranty will become property of Cleer Limited.

This Limited Warranty shall not apply to: (a) consumable parts, such as batteries that are designed to diminish over time, unless failure has occurred due to a defect in materials or workmanship; (b) cosmetic damage, including but not limited to scratches, dents and broken plastic on ports; (c) defects caused by normal wear and tear or otherwise due to the normal aging of the device; (d) damage caused by

accident, negligence, abuse, misuse, fire, earthquakes, acts of God or damage resulting from liquid outside of the approved levels; (e) damage caused by operating the device outside Cleer Limited published guidelines; (f) damage caused by service performed by anyone who is not a representative of Cleer Limited or a Cleer Limited authorized service provider; (g) Products whose seals are tampered; (h) Products whose serial numbers have been removed or defaced from such Product; (i) modifications, alterations or repairs to the Product made by a party other than Cleer Limited or a party authorized by Cleer Limited; (j) any failure by End User or a third party to comply with environmental and storage requirements for the Product specified by Cleer Limited, including, without limitation, temperature or humidity ranges; or (k) use of the Product in combination with any third-party devices or products that have not been provided or recommended by Cleer Limited.


LIMITATION ON DAMAGES: CLEER LIMITED SHALL NOT BE LIABLE FOR ANY INCIDENTAL OR CONSEQUENTIAL DAMAGES FOR BREACH OF ANY EXPRESS OR IMPLIED WARRANTY ON THIS PRODUCT.

DURATION OF IMPLIED WARRANTIES: EXCEPT TO THE EXTENT PROHIBITED BY APPLICABLE LAW, ANY IMPLIED WARRANTY OF MERCHANTABILITY OR FITNESS FOR A PARTICULAR PURPOSE ON THIS PRODUCT IS LIMITED TO THE DURATION OF THIS WARRANTY.


DISCLAIMER: THE LIMITED WARRANTY SET FORTH HEREIN IS EXCLUSIVE AND IN LIEU OF ALL OTHER WARRANTIES OR CONDITIONS RELATING TO THE PRODUCT, WHETHER EXPRESS OR IMPLIED, AND CLEER LIMITED EXPRESSLY DISCLAIMS ALL OTHER WARRANTIES AND CONDITIONS WHETHER EXPRESS, IMPLIED OR STATUTORY, INCLUDING ANY IMPLIED WARRANTIES OF MERCHANTABILITY, NON-INFRINGEMENT, FITNESS FOR A PARTICULAR PURPOSE, AND ANY WARRANTIES ARISING OUT OF COURSE OF DEALING OR USAGE OF TRADE AND AGAINST HIDDEN DEFECTS, TO THE FULLEST EXTENT PERMITTED BY LAW. CLEER LIMITED DOES NOT WARRANT THAT THE PRODUCT WILL MEET CUSTOMER’S REQUIREMENTS OR THAT USE OF THE PRODUCT WILL BE UNINTERRUPTED OR ERROR FREE. NO ADVICE OR INFORMATION, WHETHER ORAL OR WRITTEN, OBTAINED FROM CLEER LIMITED OR ELSEWHERE WILL CREATE ANY WARRANTY NOT EXPRESSLY STATED IN THIS WARRANTY.

Notice

Recycling



Your product is designed and manufactured with high quality materials and components, which can be recycled and reused. When you see the crossed out wheel bin symbol attached to a product, it means the product is covered by the European Directive 2002/96 EC:



Never dispose of your product with other household waste. Please inform yourself about the local rules on the separate collection of electrical and electronic products. The correct disposal of your old product helps prevent potentially negative consequences on the environment and human health. Your product contains batteries covered by the European Directive 2006/66/EC, which cannot be disposed of with normal household waste.

The device complies with RF specifications when the device used at 0mm from your body. Hereby, Cleer Limited. Declares that the product compliance with essential requirements and other relevant provisions of Directive 2014/53/EU.

Compliance with FCC rules

1. This device complies with Part 15 of the FCC Rules. Operation is subject to the following two conditions:

- (1) This device may not cause harmful interference.
- (2) This device must accept any interference received, including interference that may cause undesired operation.

2. Changes or modifications not expressly approved by the party responsible for compliance could void the user’s authority to operate the equipment.

NOTE: This equipment has been tested and found to comply with the limits for a Class B digital device, pursuant to Part 15 of the FCC Rules. These limits are designed to provide reasonable protection against harmful interference in a residential installation.

This equipment generates uses and can radiate radio frequency energy and, if not installed and used in accordance with the instructions, may cause harmful interference to radio communications. However, there is no guarantee that interference will not occur in a particular installation. If this equipment does cause harmful interference to radio or television reception, which can be determined by turning the equipment off and on, the user is encouraged to try to correct the interference by one or more of the following measures:

- Reorient or relocate the receiving antenna.
- Increase the separation between the equipment and receiver.
- Connect the equipment into an outlet on a circuit different from that to which the receiver is connected.
- Consult the dealer or an experienced radio/TV technician for help.

Radiation Exposure Statement:  
This equipment complies with FCC radiation exposure requirement. The device can be used in portable exposure condition without RF restriction.

Register your product and get support at [www.cleeraudio.com](http://www.cleeraudio.com)

©2022 Cleer Limited. All rights reserved.

The Bluetooth® word mark and logos are registered trademarks owned by Bluetooth SIG, Inc. and any use of such marks by Cleer Limited is under license. Other trademarks and trade names are those of their respective owners.

Qualcomm aptX is a product of Qualcomm Technologies International, Ltd. Qualcomm is a trademark of Qualcomm Incorporated, registered in the United States and other countries, used with permission. aptX is a trademark of Qualcomm Technologies International, Ltd., registered in the United States and other countries, used with permission.

Made in China.



**FCC STATEMENT :**

This device complies with Part 15 of the FCC Rules. Operation is subject to the following two conditions:

- (1) This device may not cause harmful interference, and
- (2) This device must accept any interference received, including interference that may cause undesired operation.

**Warning:** Changes or modifications not expressly approved by the party responsible for compliance could void the user's authority to operate the equipment.

NOTE: This equipment has been tested and found to comply with the limits for a Class B digital device, pursuant to Part 15 of the FCC Rules. These limits are designed to provide reasonable protection against harmful interference in a residential installation. This equipment generates uses and can radiate radio frequency energy and, if not installed and used in accordance with the instructions, may cause harmful interference to radio communications. However, there is no guarantee that interference will not occur in a particular installation. If this equipment does cause harmful interference to radio or television reception, which can be determined by turning the equipment off and on, the user is encouraged to try to correct the interference by one or more of the following measures:

- Reorient or relocate the receiving antenna.

- Increase the separation between the equipment and receiver.

- Connect the equipment into an outlet on a circuit different from that to which the receiver is connected.

- Consult the dealer or an experienced radio/TV technician for help.

**RF warning statement:**

The device has been evaluated to meet general RF exposure requirement. The device can be used in portable exposure condition without restriction.