LTE Band 12: 99% Occupy bandwidth
BW: 5MHz

16QAM

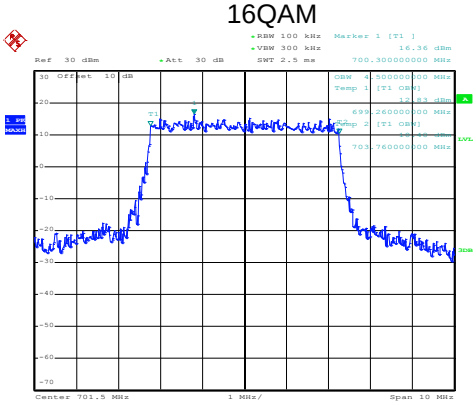

Date: 28.JUN.2020 17:18:30

QPSK

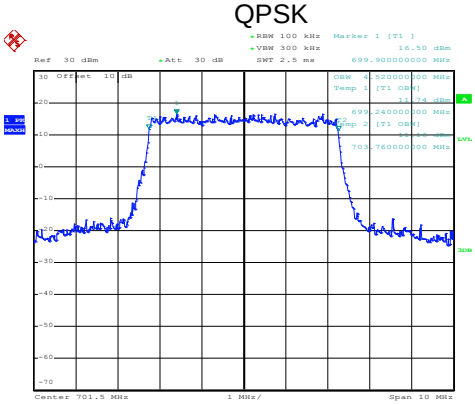

Date: 28.JUN.2020 17:18:23

Lowest channel

16QAM

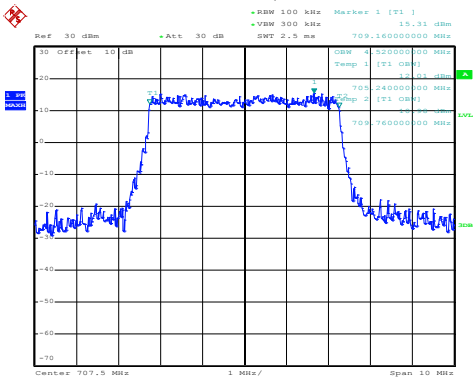

Date: 28.JUN.2020 17:18:45

QPSK

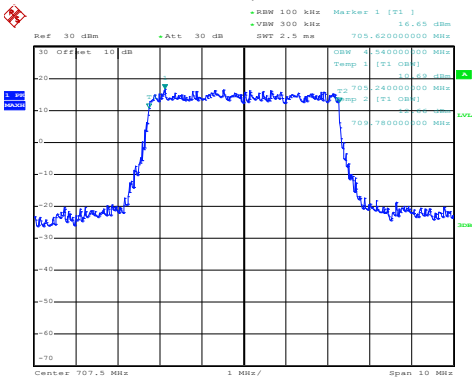

Date: 28.JUN.2020 17:18:40

Middle channel

16QAM

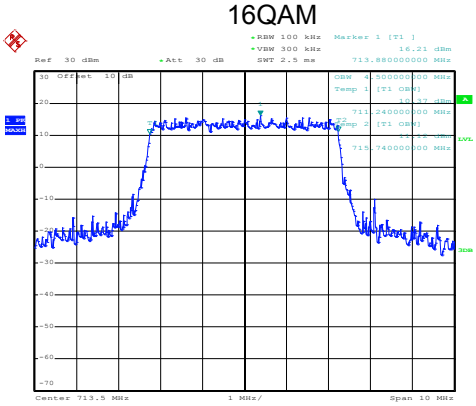

Date: 28.JUN.2020 17:19:24

QPSK

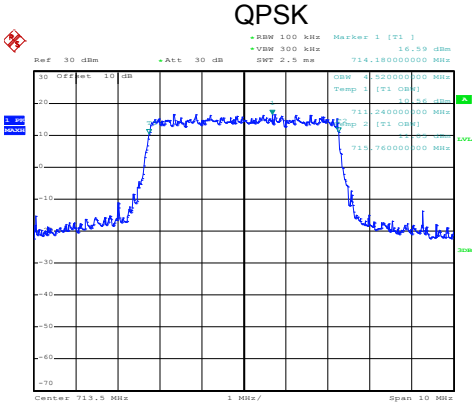

Date: 28.JUN.2020 17:19:20

Highest channel

LTE Band 12: 99% Occupy bandwidth
BW: 10MHz

16QAM

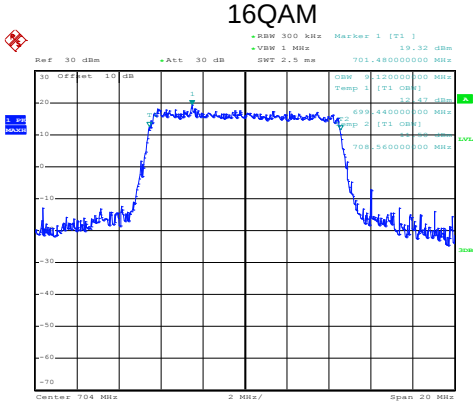

Date: 28.JUN.2020 17:16:04

QPSK

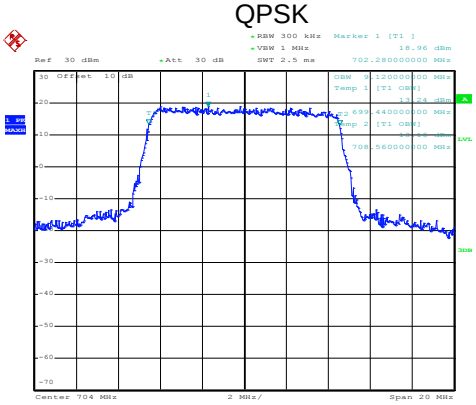

Date: 28.JUN.2020 17:15:59

Lowest channel

16QAM

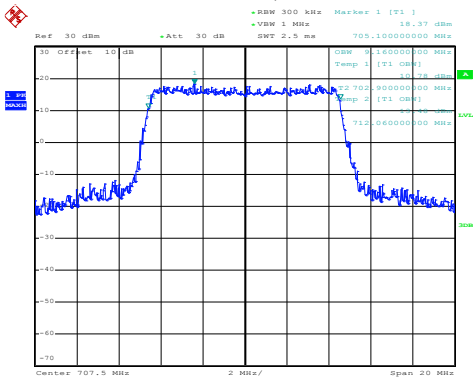

Date: 28.JUN.2020 17:16:44

QPSK

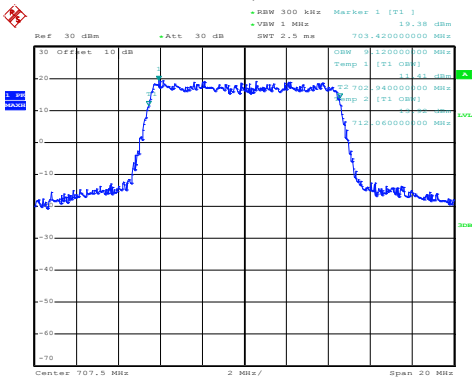

Date: 28.JUN.2020 17:16:38

Middle channel

16QAM

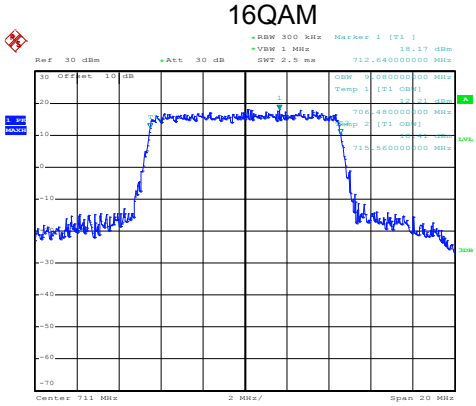

Date: 28.JUN.2020 17:17:04

QPSK

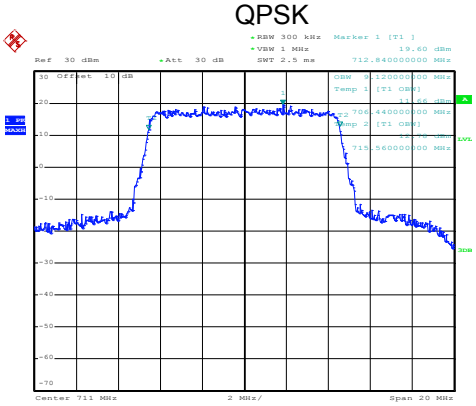

Date: 28.JUN.2020 17:17:00

Highest channel

LTE Band 12: -26dBc bandwidth
BW: 1.4MHz

16QAM

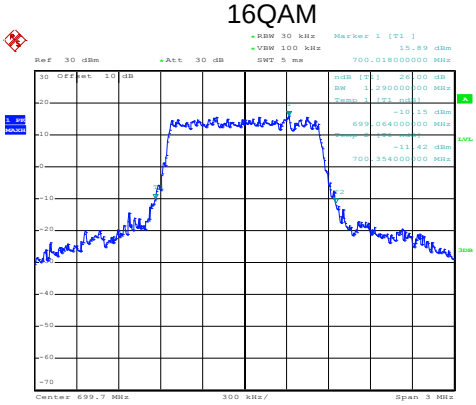

Date: 28.JUN.2020 17:21:45

QPSK

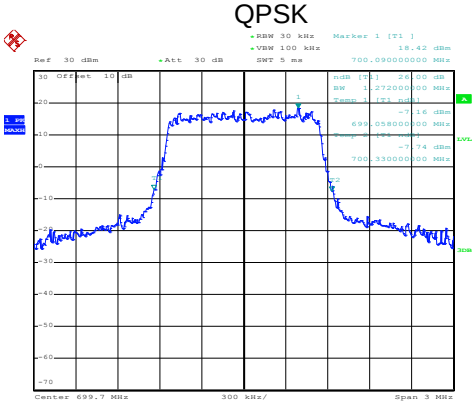

Date: 28.JUN.2020 17:21:40

Lowest channel

16QAM

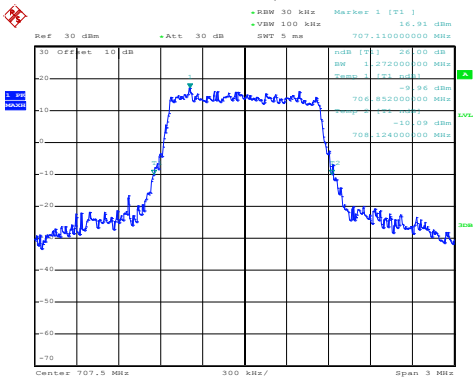

Date: 28.JUN.2020 17:22:25

QPSK

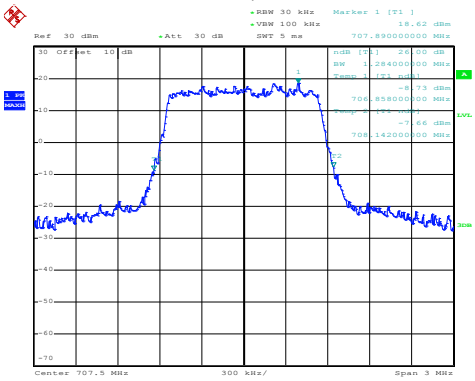

Date: 28.JUN.2020 17:22:21

Middle channel

16QAM

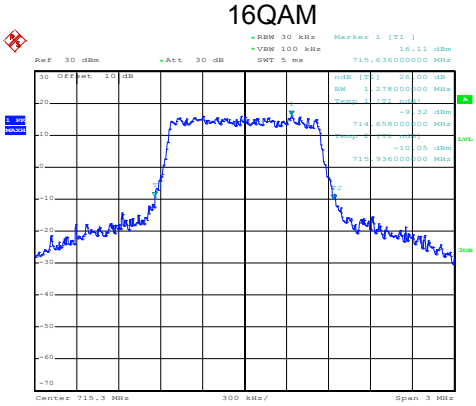

Date: 28.JUN.2020 17:22:42

QPSK

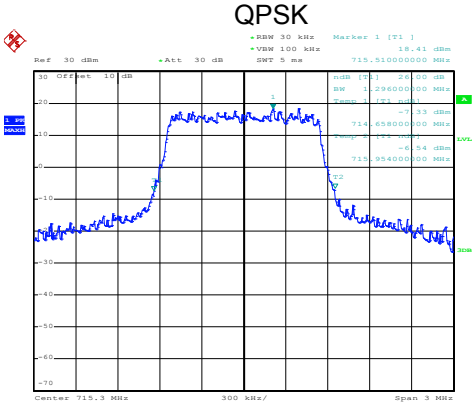

Date: 28.JUN.2020 17:22:37

Highest channel

LTE Band 12: -26dBc bandwidth
BW: 3MHz

16QAM

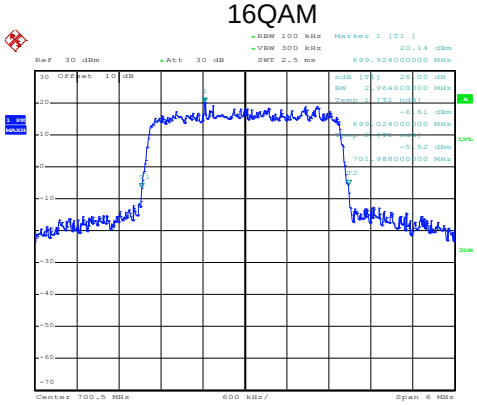

Date: 28.JUN.2020 17:20:09

QPSK

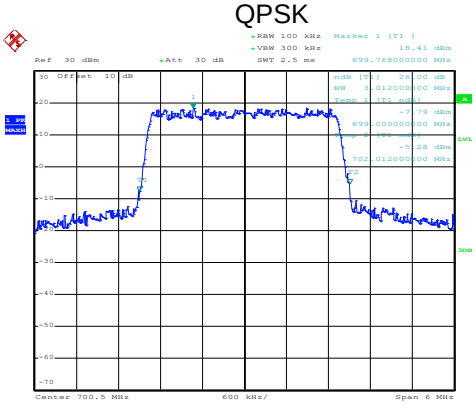

Date: 28.JUN.2020 17:20:00

Lowest channel

16QAM

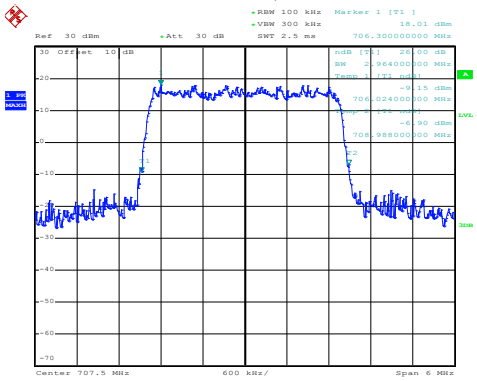

Date: 28.JUN.2020 17:20:22

QPSK

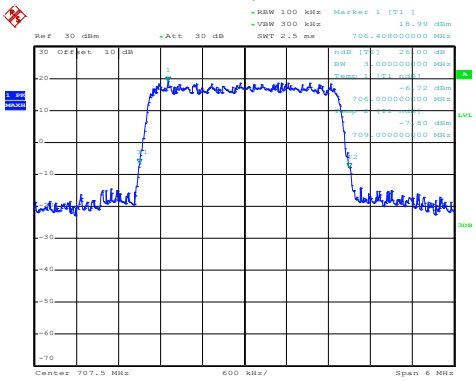

Date: 28.JUN.2020 17:20:18

Middle channel

16QAM

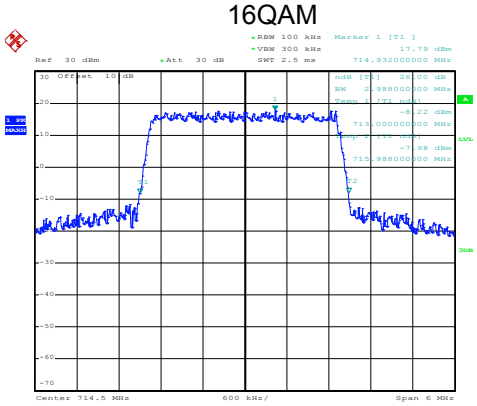

Date: 28.JUN.2020 17:21:12

QPSK

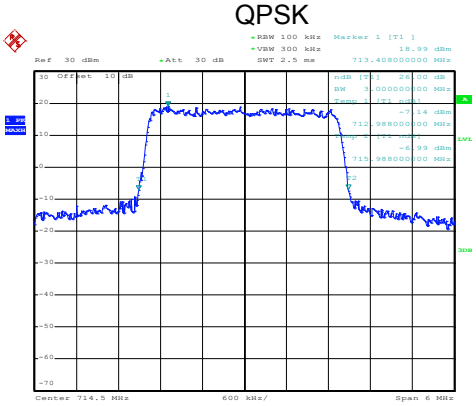

Date: 28.JUN.2020 17:21:06

Highest channel

LTE Band 12: -26dBc bandwidth
BW: 5MHz

16QAM

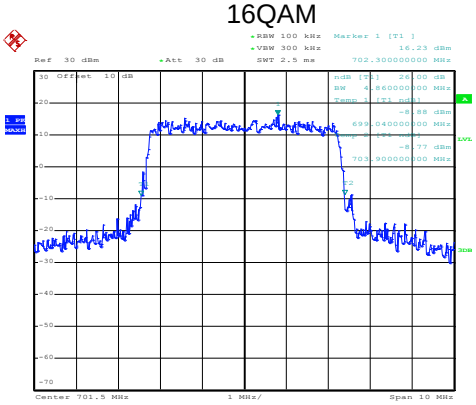

Date: 28.JUN.2020 17:18:14

QPSK

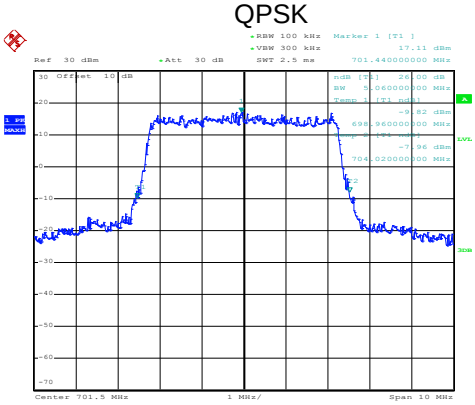

Date: 28.JUN.2020 17:18:10

Lowest channel

16QAM

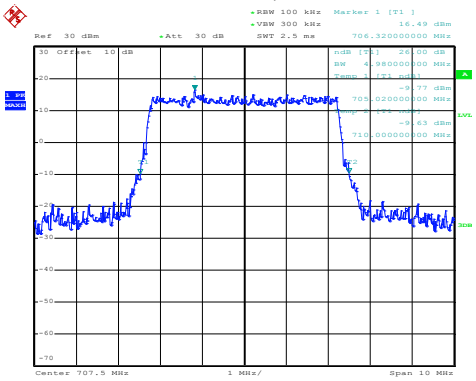

Date: 28.JUN.2020 17:18:57

QPSK

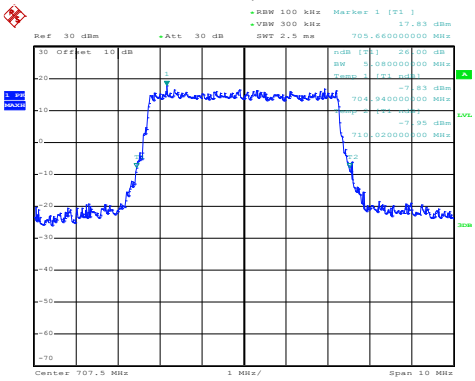

Date: 28.JUN.2020 17:18:52

Middle channel

16QAM

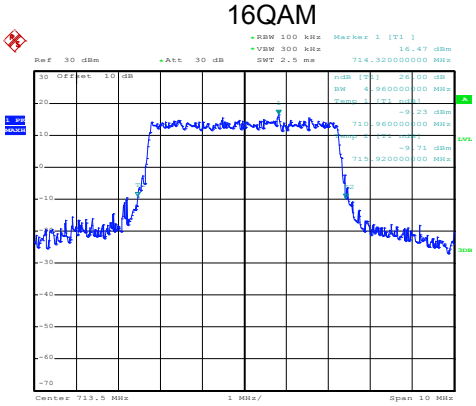

Date: 28.JUN.2020 17:19:13

QPSK

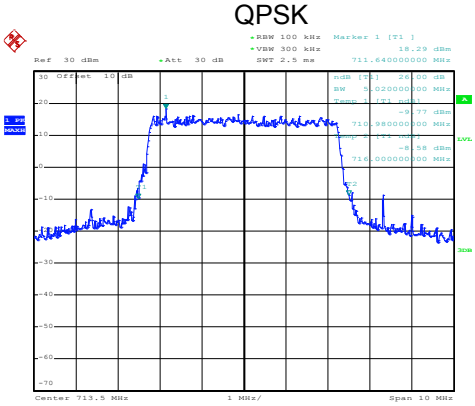

Date: 28.JUN.2020 17:19:07

Highest channel

LTE Band 12: -26dBc bandwidth
BW: 10MHz

16QAM

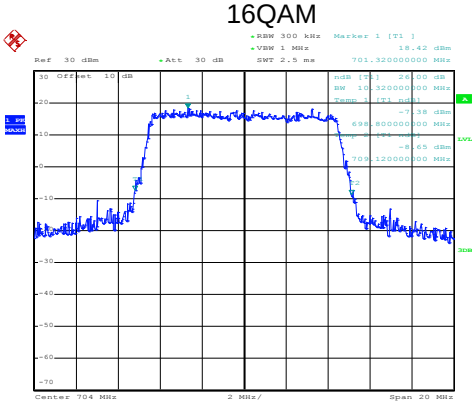

Date: 28.JUN.2020 17:16:18

QPSK

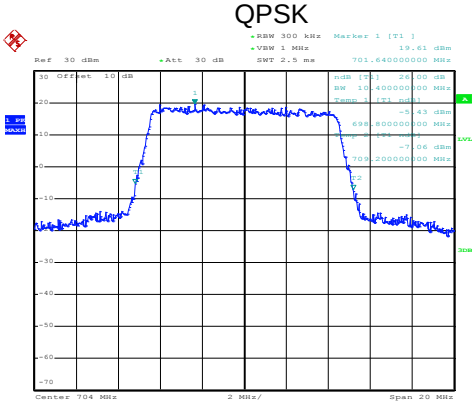

Date: 28.JUN.2020 17:16:13

Lowest channel

16QAM

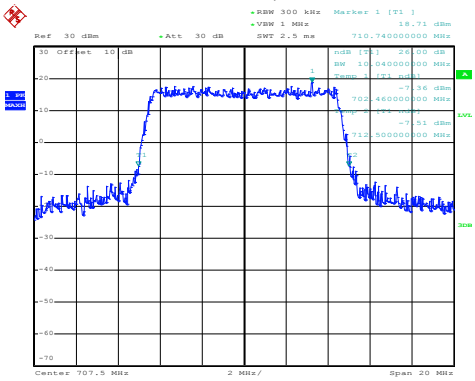

Date: 28.JUN.2020 17:16:31

QPSK

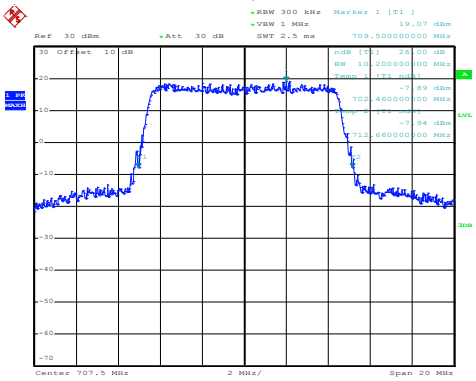

Date: 28.JUN.2020 17:16:27

Middle channel

16QAM

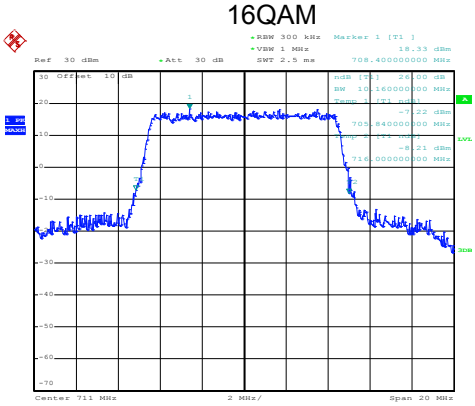

Date: 28.JUN.2020 17:17:19

QPSK

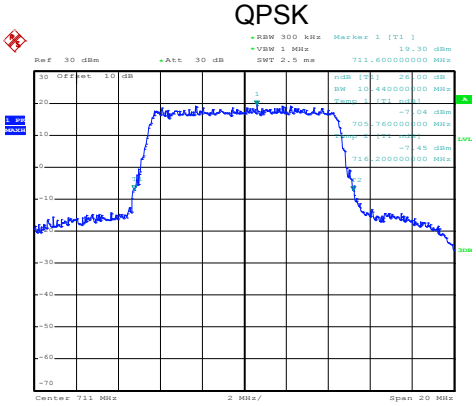

Date: 28.JUN.2020 17:17:13

Highest channel

LTE Band 13 part:

LTE Band 13: 99% Occupy bandwidth
BW: 5MHz

16QAM

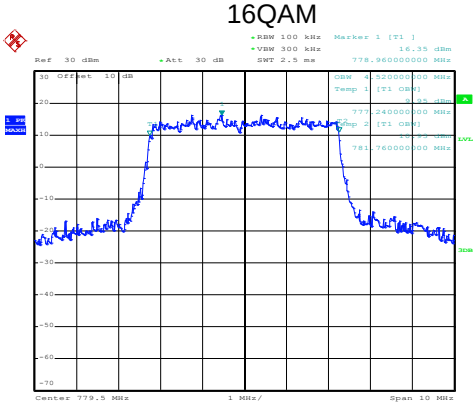

Date: 28.JUN.2020 17:10:05

QPSK

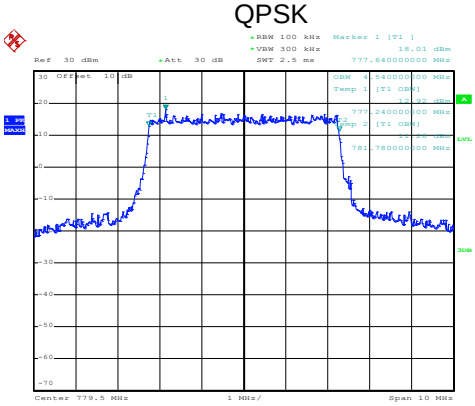

Date: 28.JUN.2020 17:10:00

Lowest channel

16QAM

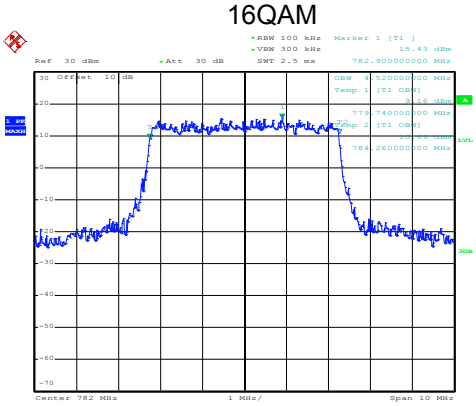

Date: 28.JUN.2020 17:10:46

QPSK

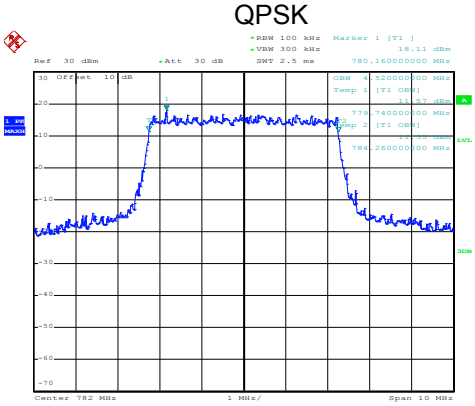

Date: 28.JUN.2020 17:10:42

Middle channel

16QAM

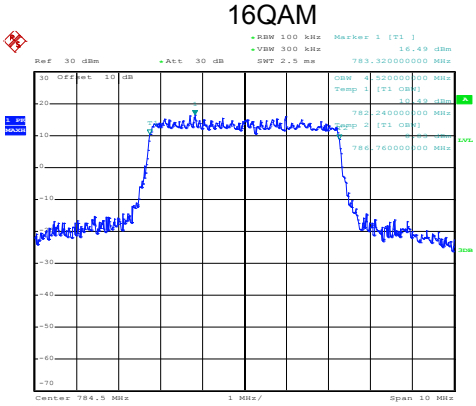

Date: 28.JUN.2020 17:11:03

QPSK

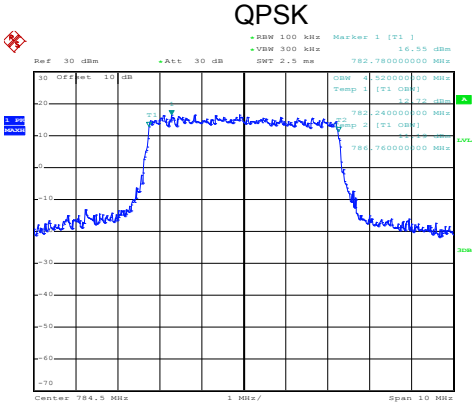

Date: 28.JUN.2020 17:10:58

Highest channel

LTE Band 13: 99% Occupy bandwidth
BW: 10MHz

16QAM

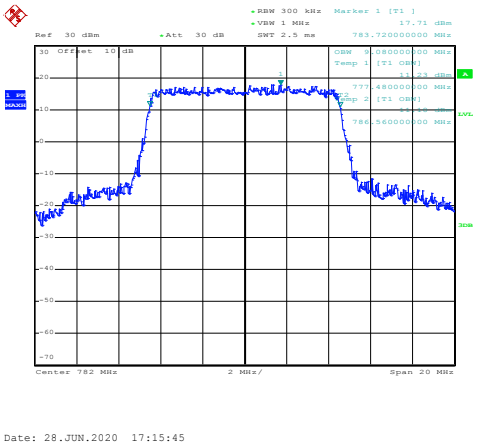

QPSK

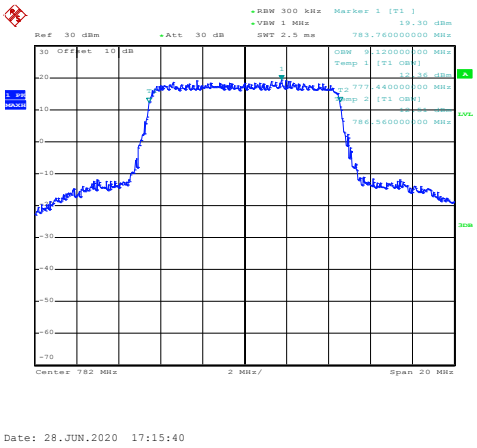

Middle channel

LTE Band 13: -26dBc bandwidth
BW: 5MHz

16QAM

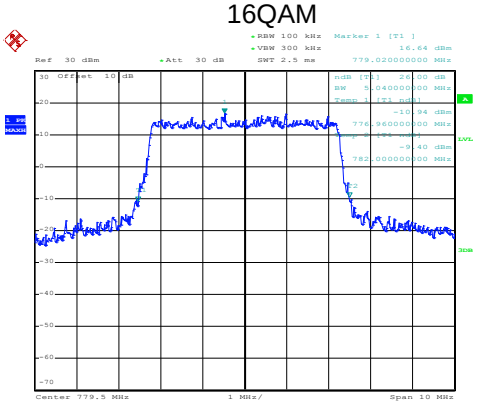

Date: 28.JUN.2020 17:10:18

QPSK

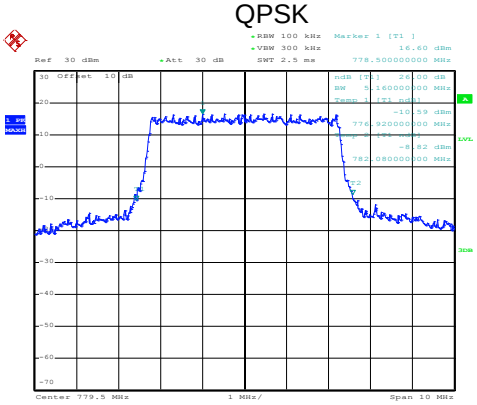

Date: 28.JUN.2020 17:10:13

Lowest channel

16QAM

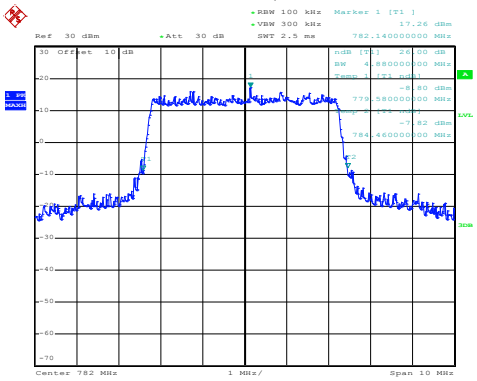

Date: 28.JUN.2020 17:10:34

QPSK

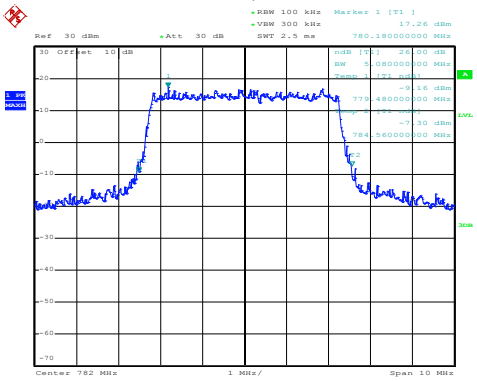

Date: 28.JUN.2020 17:10:30

Middle channel

16QAM

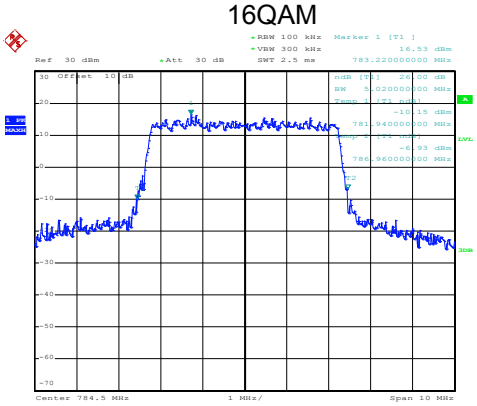

Date: 28.JUN.2020 17:11:16

QPSK

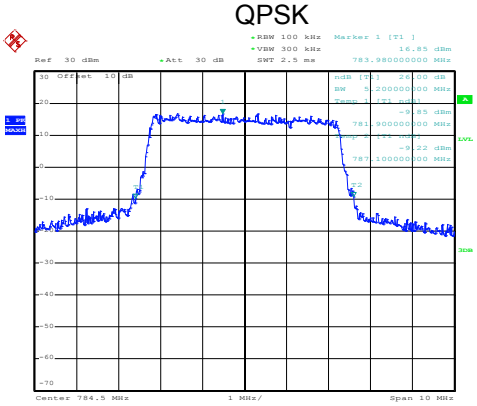

Date: 28.JUN.2020 17:11:11

Highest channel

LTE Band 13: -26dBc bandwidth
BW: 10MHz

16QAM

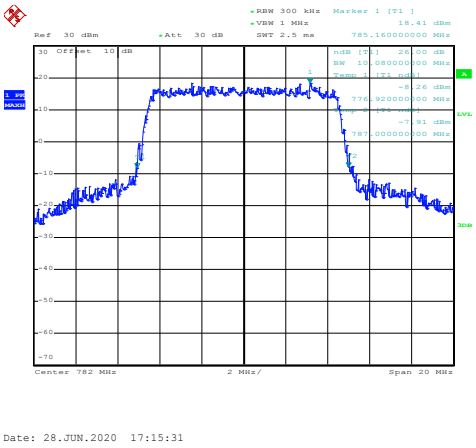

QPSK

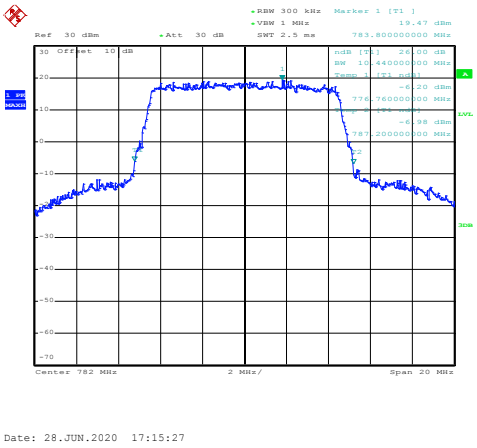

Middle channel

LTE Band 17 part:

LTE Band 17: 99% Occupy bandwidth
BW: 5MHz

16QAM

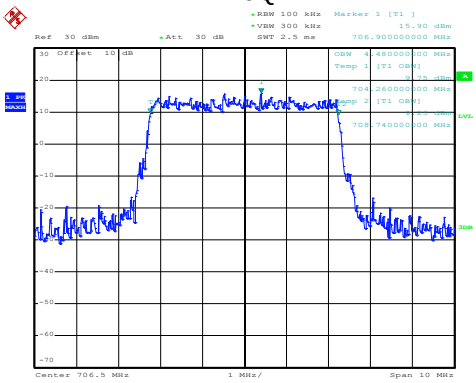

Date: 28.JUN.2020 17:12:00

QPSK

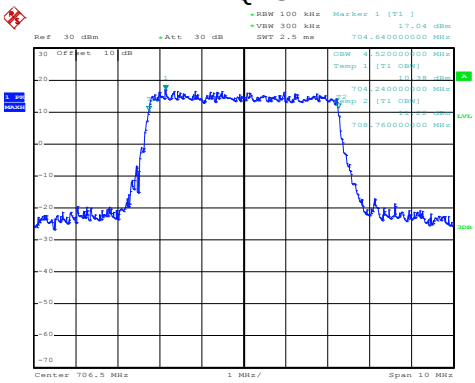

Date: 28.JUN.2020 17:11:56

Lowest channel

16QAM

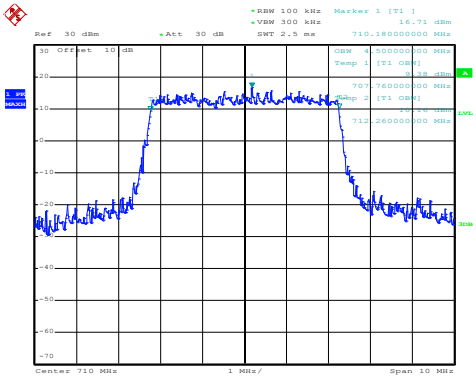

Date: 28.JUN.2020 17:12:14

QPSK

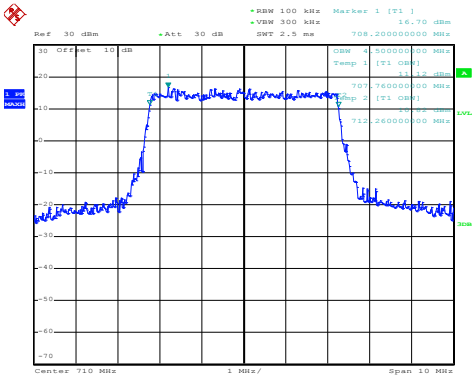

Date: 28.JUN.2020 17:12:09

Middle channel

16QAM

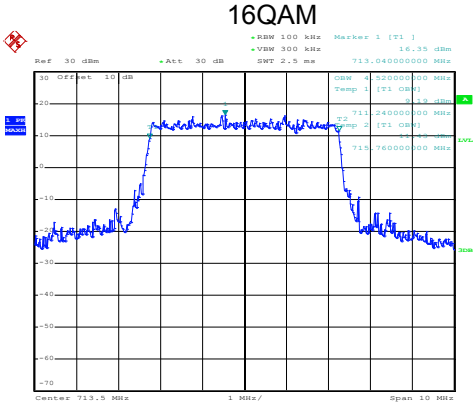

Date: 28.JUN.2020 17:13:18

QPSK

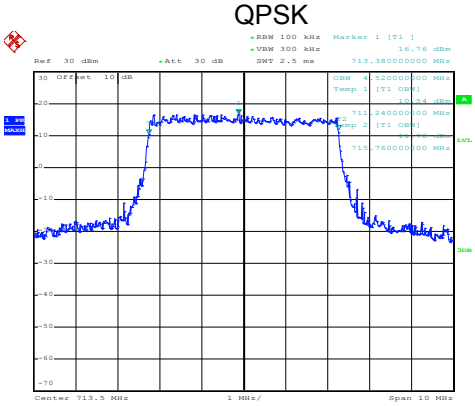

Date: 28.JUN.2020 17:13:12

Highest channel

LTE Band 17: 99% Occupy bandwidth
BW: 10MHz

16QAM

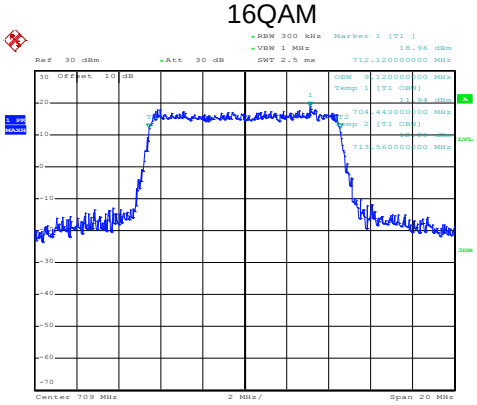

Date: 28.JUN.2020 17:13:50

QPSK

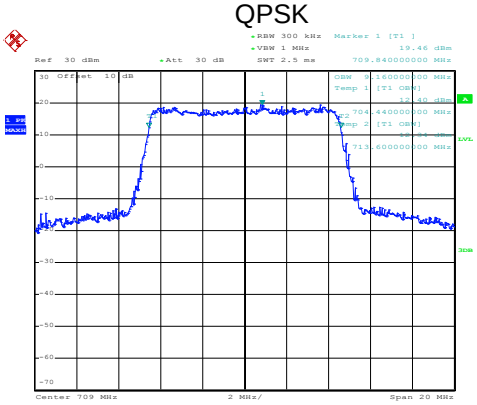

Date: 28.JUN.2020 17:13:46

Lowest channel

16QAM

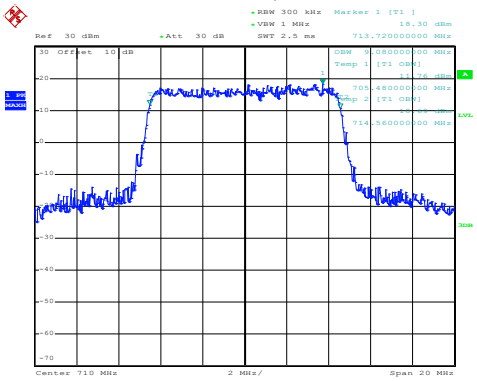

Date: 28.JUN.2020 17:14:27

QPSK

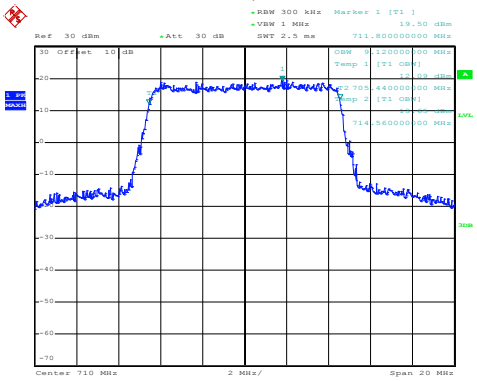

Date: 28.JUN.2020 17:14:22

Middle channel

16QAM

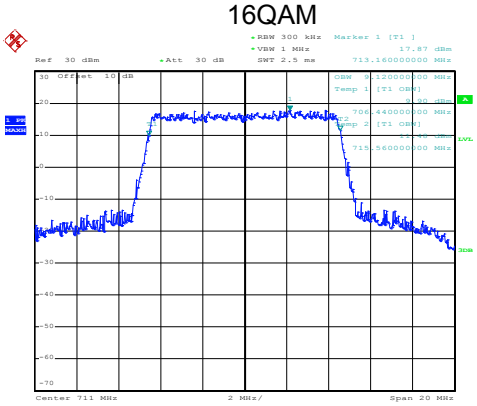

Date: 28.JUN.2020 17:14:47

QPSK

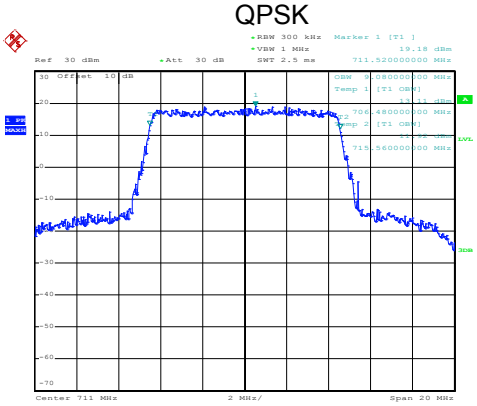

Date: 28.JUN.2020 17:14:42

Highest channel

LTE Band 17: -26dBc bandwidth
BW: 5MHz

16QAM

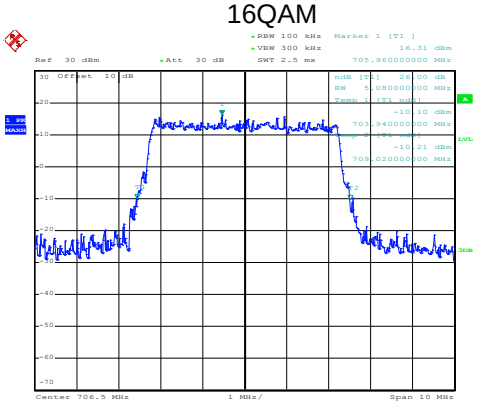

Date: 28.JUN.2020 17:11:48

QPSK

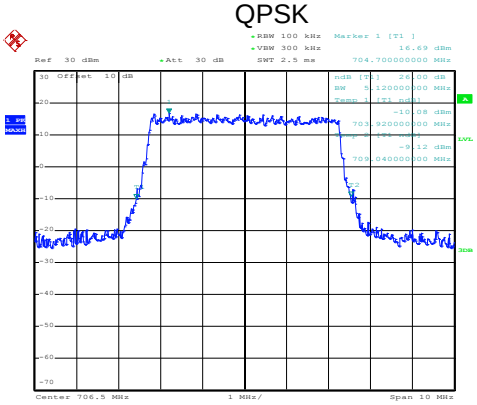

Date: 28.JUN.2020 17:11:44

Lowest channel

16QAM

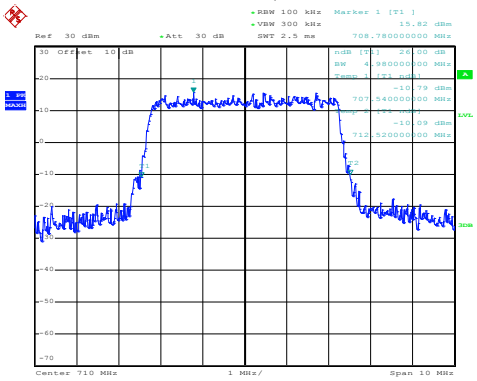

Date: 28.JUN.2020 17:12:29

QPSK

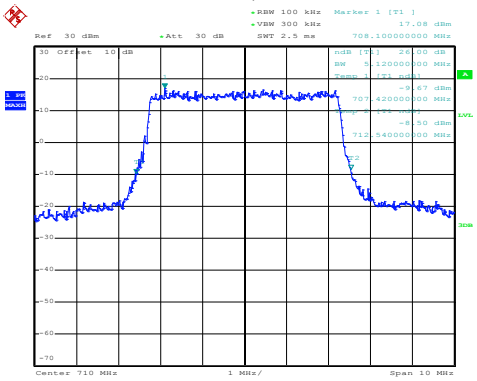

Date: 28.JUN.2020 17:12:22

Middle channel

16QAM

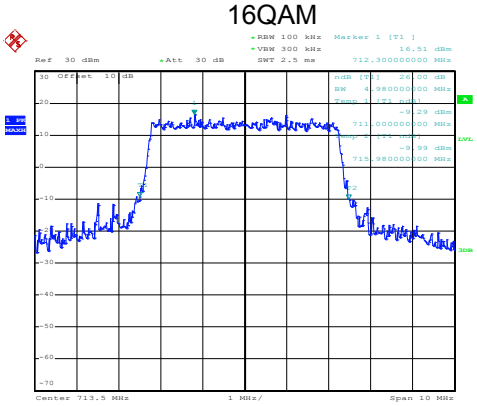

Date: 28.JUN.2020 17:13:00

QPSK

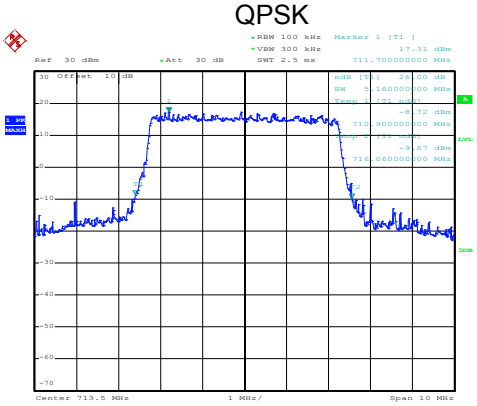

Date: 28.JUN.2020 17:12:55

Highest channel

LTE Band 17: -26dBc bandwidth
BW: 10MHz

16QAM

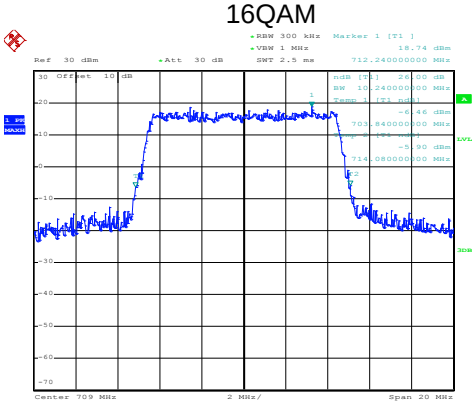

Date: 28.JUN.2020 17:14:02

QPSK

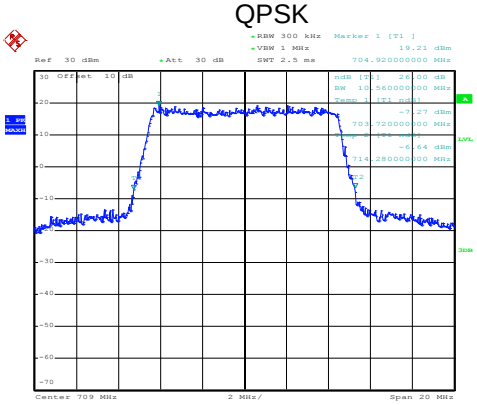

Date: 28.JUN.2020 17:13:57

Lowest channel

16QAM

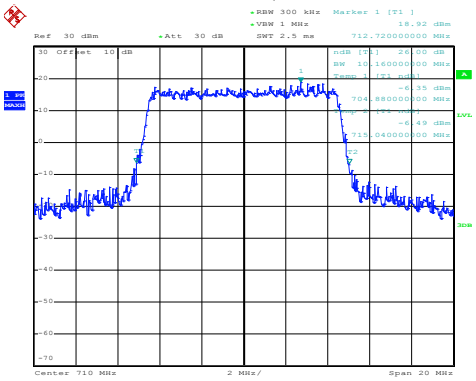

Date: 28.JUN.2020 17:14:15

QPSK

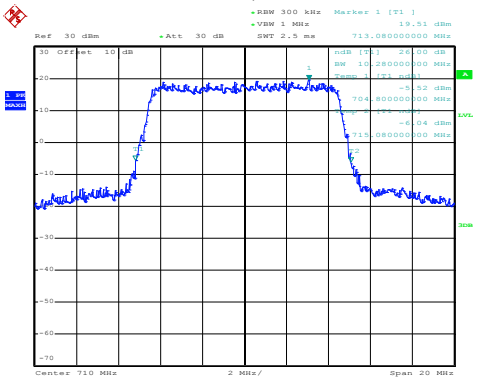

Date: 28.JUN.2020 17:14:11

Middle channel

16QAM

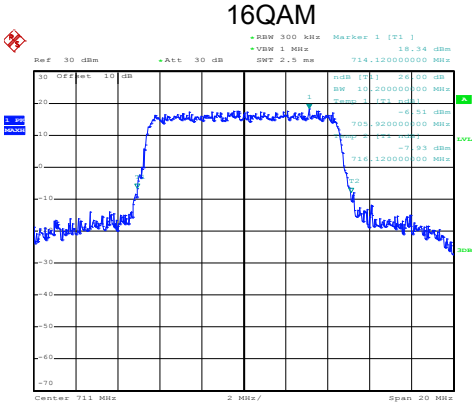

Date: 28.JUN.2020 17:15:12

QPSK

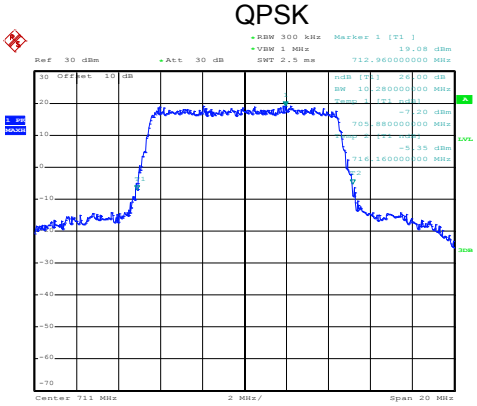

Date: 28.JUN.2020 17:15:07

Highest channel

6.4 Out of band emission at antenna terminals

Test Requirement:	Part 22.917(a), Part 24.238 (a), part 27.53(g), part 27.53(h), Part 27.53(m), Part 27.53(c)
Limit:	LTE Band 2 & 4 & 5 & 12 & 13 & 17: The power of any emission outside a licensee's frequency block shall be attenuated below the transmitter power (P) in watts by at least 43 + 10 $\log_{10}$(P) dB (-13 dBm). LTE Band 7: For mobile digital stations, the attenuation factor shall be not less than 40 + 10 log (P) dB on all frequencies between the channel edge and 5 megahertz from the channel edge, 43 + 10 log (P) dB on all frequencies between 5 megahertz and X megahertz from the channel edge, and 55 + 10 log (P) dB on all frequencies more than X megahertz from the channel edge, where X is the greater of 6 megahertz or the actual emission bandwidth as defined in paragraph (m)(6) of this section. In addition, the attenuation factor shall not be less that 43 + 10 log (P) dB on all frequencies between 2490.5 MHz and 2496 MHz and 55 + 10 log (P) dB at or below 2490.5 MHz.
Test Setup:	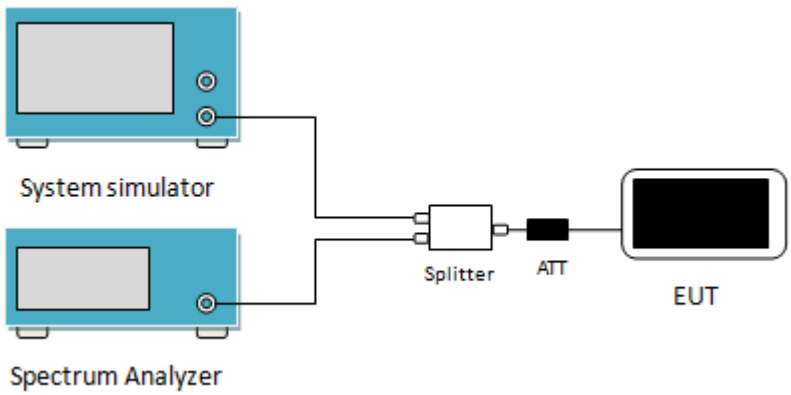
Test Procedure:	1 The RF output of the transceiver was connected to a spectrum analyzer through appropriate attenuation. 2 For the out of band: For Band 5 & 12 & 17 set the RBW=100 kHz, VBW=300 kHz and for Band 2 & 4 & 7 set the RBW=1 MHz, VBW=3 MHz when below 1 GHz, RBW =1 MHz, VBW=3 MHz when above 1 GHz, Start=30MHz, Stop= 10th harmonic. 3 Band Edge Requirements: In the 1 MHz bands immediately outside and adjacent to the frequency block, a resolution bandwidth of at least 1 percent of the emission bandwidth of the fundamental emission of the transmitter may be employed to measure the out of band Emissions.
Test Instruments:	Refer to section 5.10 for details
Test mode:	Refer to section 5.3 for details
Test results:	Passed
Remark:	Pre-scan all RB Size and offset, and found the RB Size and offset of worst case, so the report shows only the worst case test data.

Test plots as follows (Conducted spurious emission) (worst case):
LTE Band 2 part:

LTE Band 2: 16 QAM & RB Size 1
BW: 1.4MHz
Lowest channel

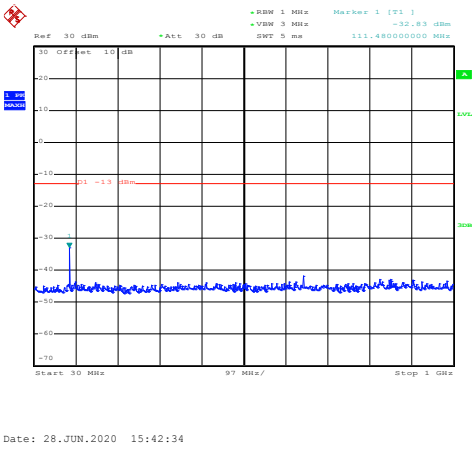

30MHz~1GHz

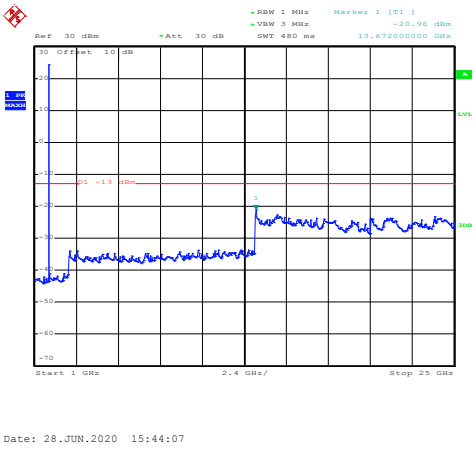

1GHz~25GHz

Middle channel

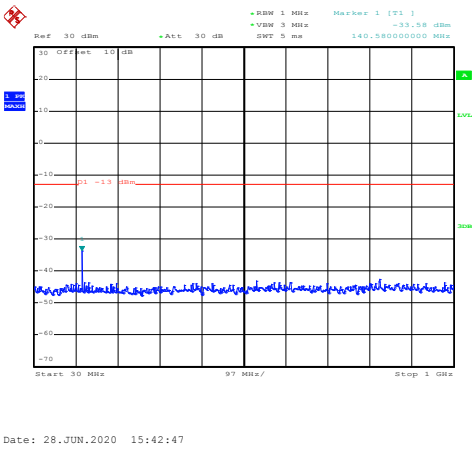

30MHz~1GHz

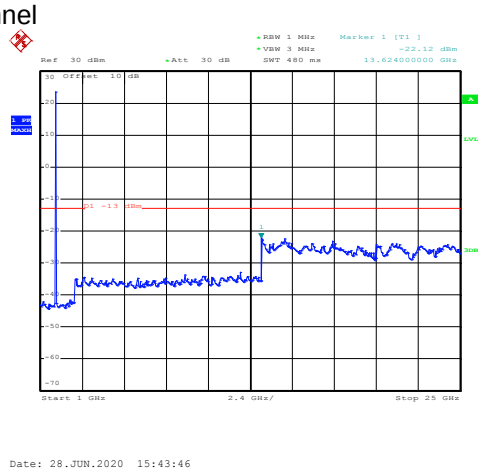

1GHz~25GHz

High channel

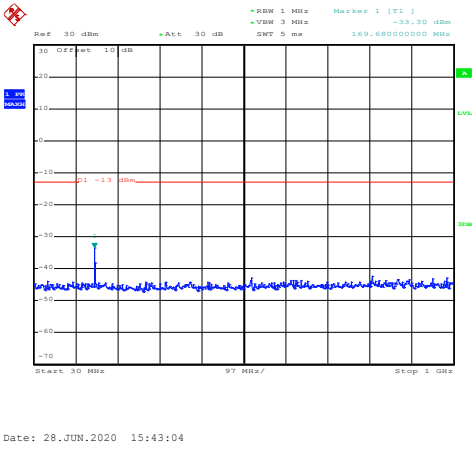

30MHz~1GHz

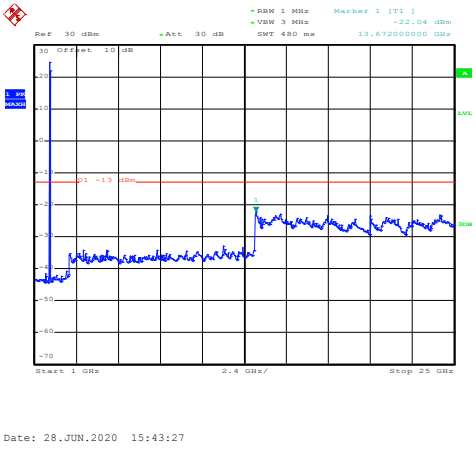

1GHz~25GHz

LTE Band 2: QPSK & RB Size 1
BW: 1.4MHz
Lowest channel

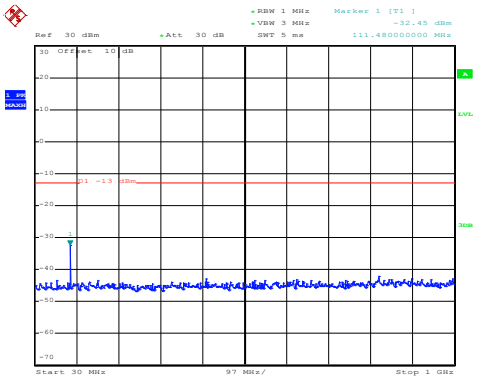

30MHz~1GHz

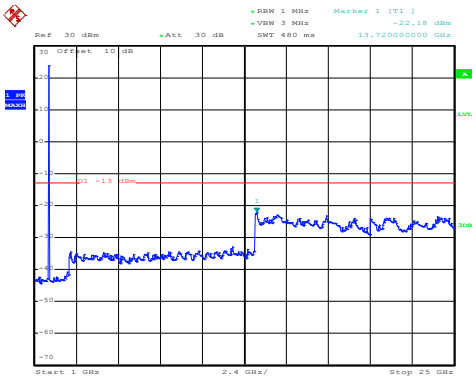

1GHz~25GHz

Middle channel

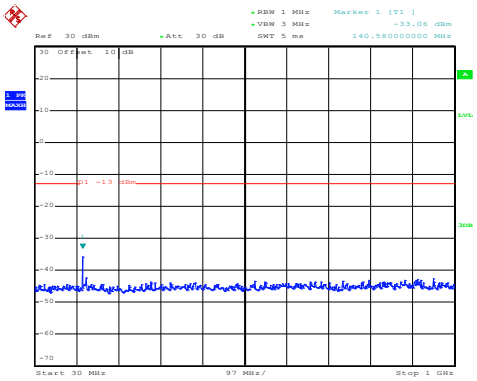

30MHz~1GHz

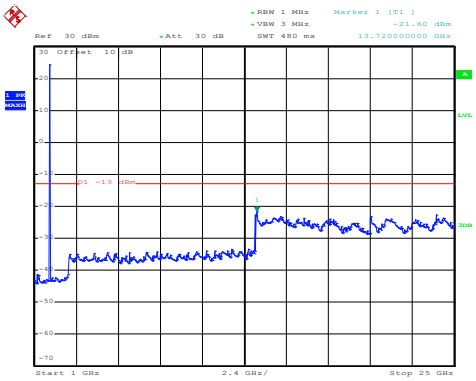

1GHz~25GHz

High channel

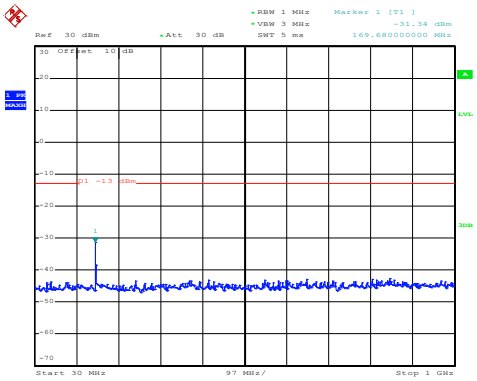

30MHz~1GHz

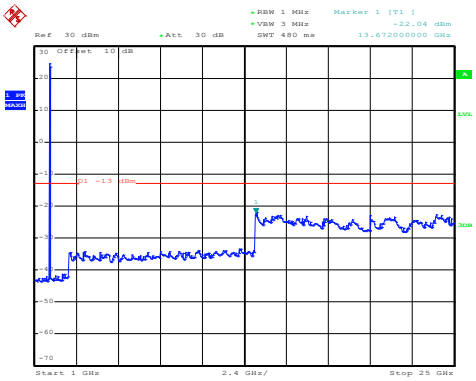

1GHz~25GHz

LTE Band 2: 16 QAM & RB Size 1
BW: 20MHz
Lowest channel

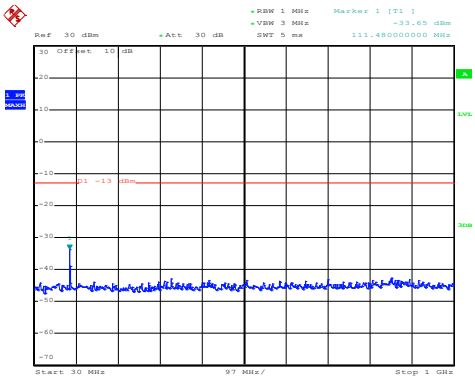

30MHz~1GHz

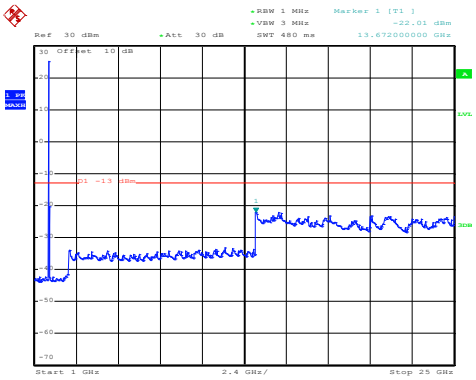

1GHz~25GHz

Middle channel

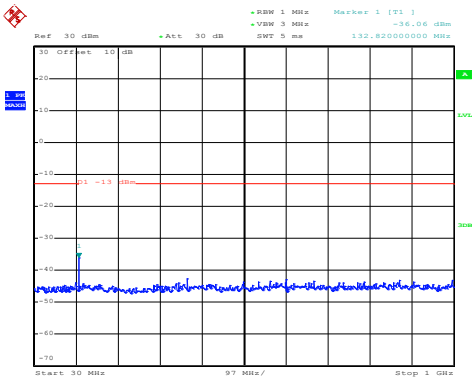

30MHz~1GHz

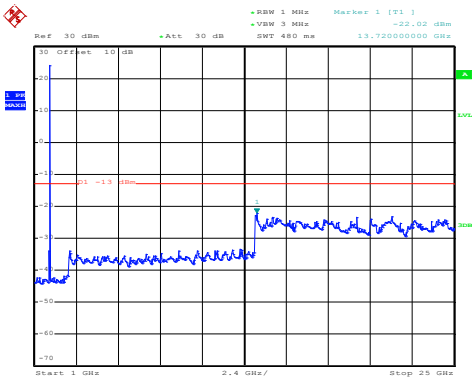

1GHz~25GHz

High channel

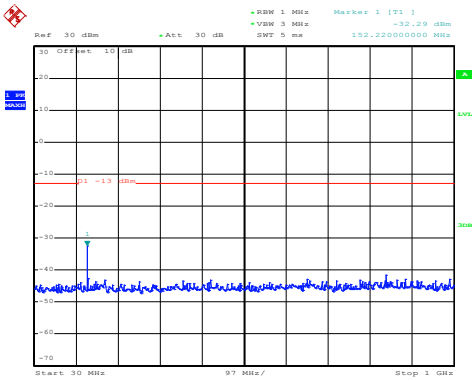

30MHz~1GHz

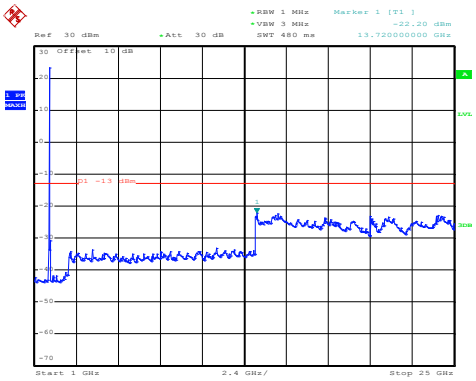

1GHz~25GHz

LTE Band 2: QPSK & RB Size 1
BW: 20MHz
Lowest channel

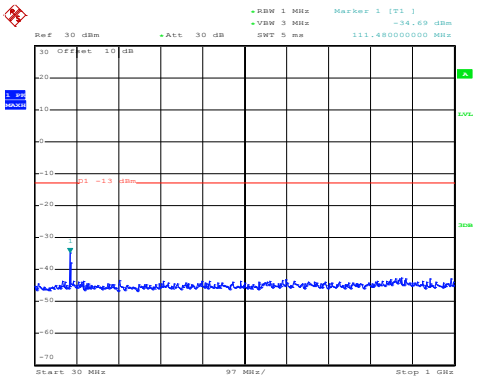

Date: 28.JUN.2020 15:37:28

30MHz~1GHz

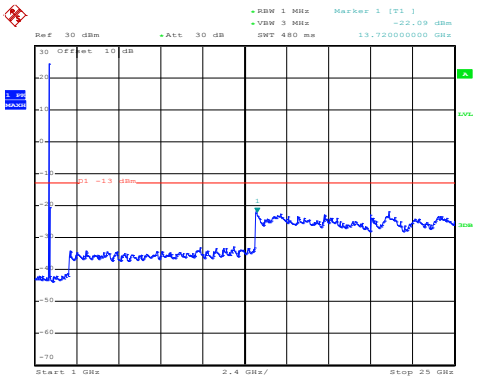

Date: 28.JUN.2020 15:35:53

1GHz~25GHz

Middle channel

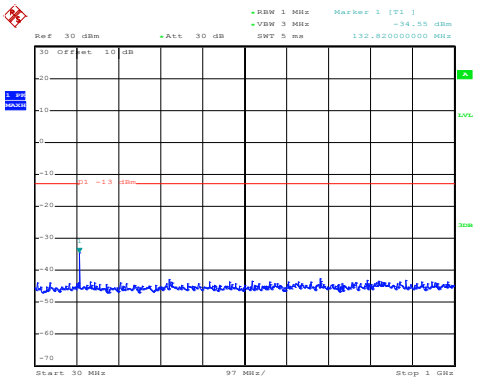

Date: 28.JUN.2020 15:37:13

30MHz~1GHz

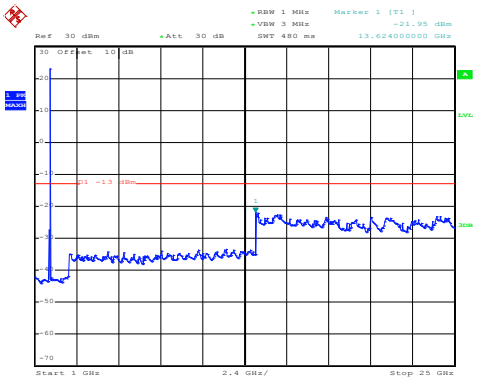

Date: 28.JUN.2020 15:36:19

1GHz~25GHz

High channel

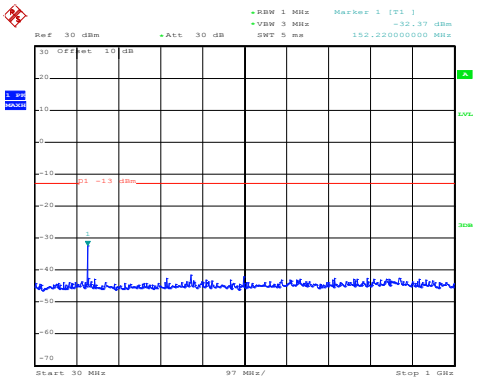

Date: 28.JUN.2020 15:36:59

30MHz~1GHz

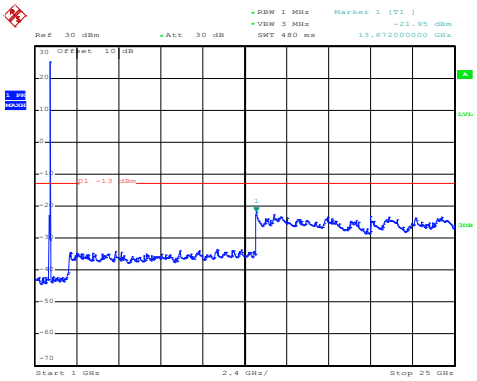

Date: 28.JUN.2020 15:36:38

1GHz~25GHz

LTE Band 4 part:

LTE Band 4: 16 QAM & RB Size 1
BW: 1.4MHz
Lowest channel

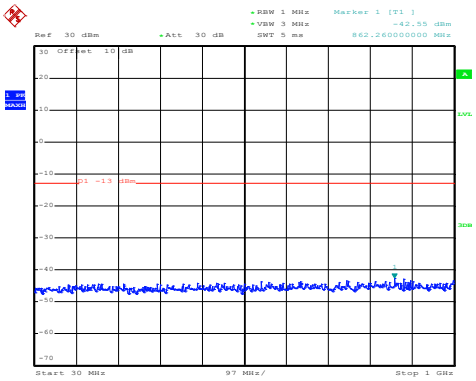

Date: 28.JUN.2020 15:42:17

30MHz~1GHz

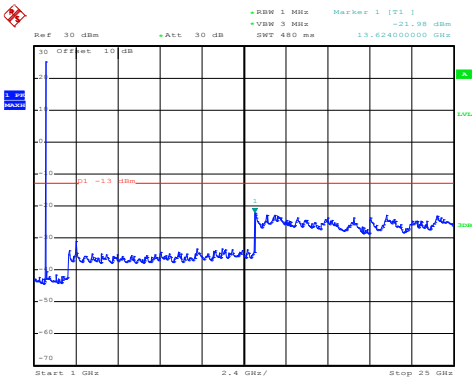

Date: 28.JUN.2020 15:40:48

1GHz~25GHz

Middle channel

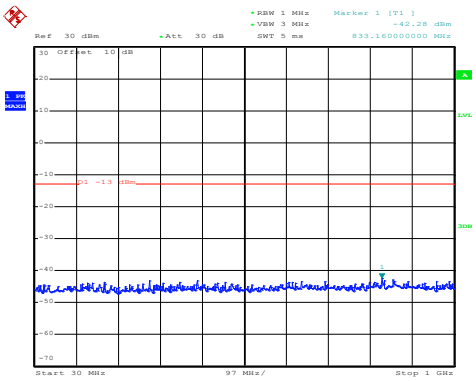

Date: 28.JUN.2020 15:42:04

30MHz~1GHz

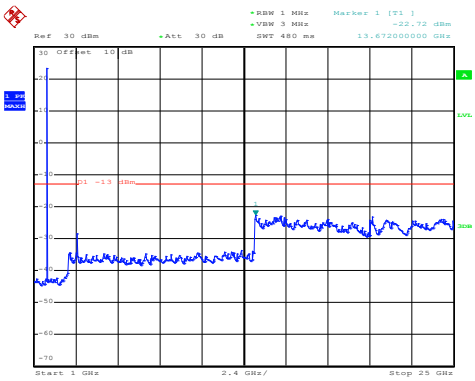

Date: 28.JUN.2020 15:41:06

1GHz~25GHz

High channel

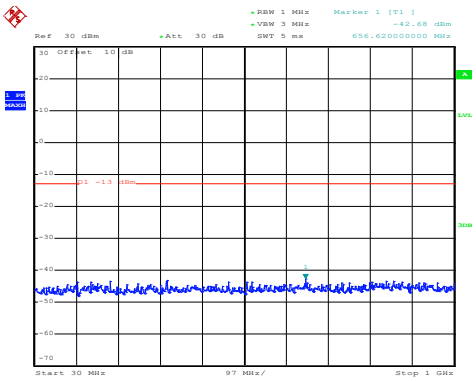

Date: 28.JUN.2020 15:41:50

30MHz~1GHz

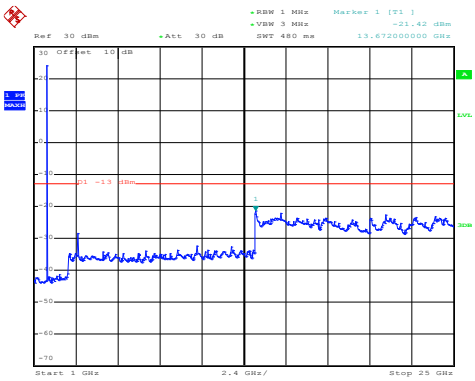

Date: 28.JUN.2020 15:41:33

1GHz~25GHz

LTE Band 4: QPSK & RB Size 1
BW: 1.4MHz
Lowest channel

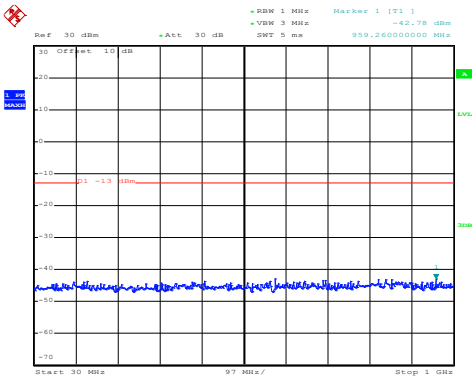

30MHz~1GHz

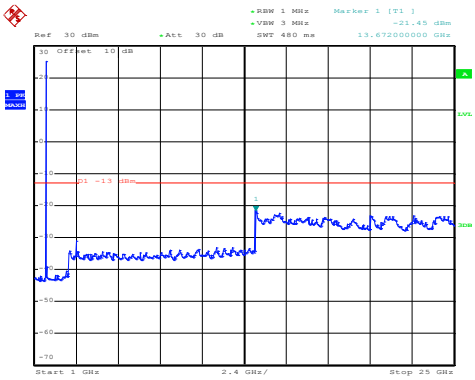

1GHz~25GHz

Middle channel

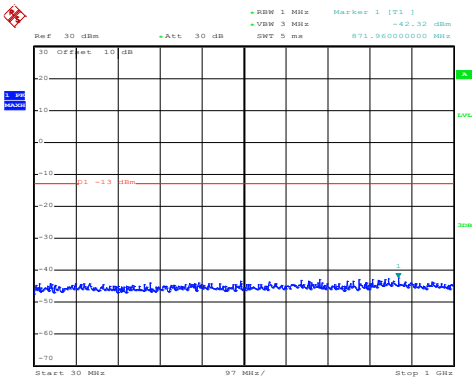

30MHz~1GHz

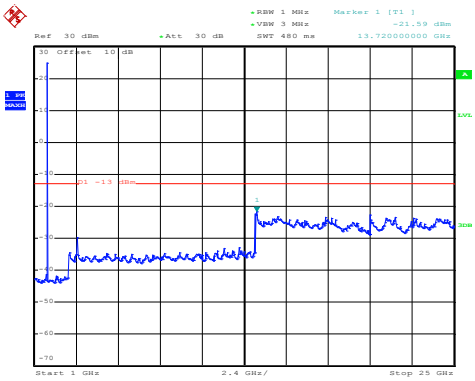

1GHz~25GHz

High channel

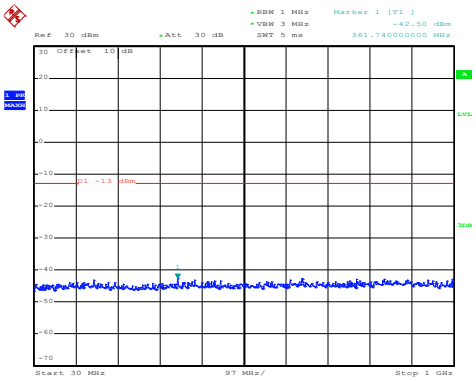

30MHz~1GHz

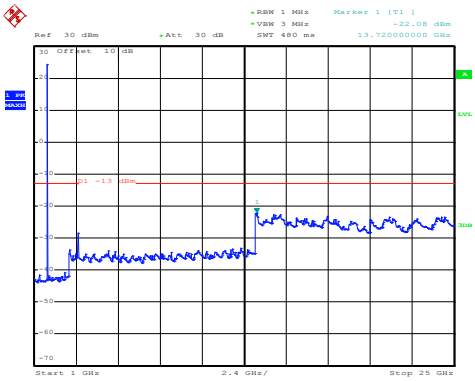

1GHz~25GHz

LTE Band 4: 16 QAM & RB Size 1
BW: 20MHz
Lowest channel

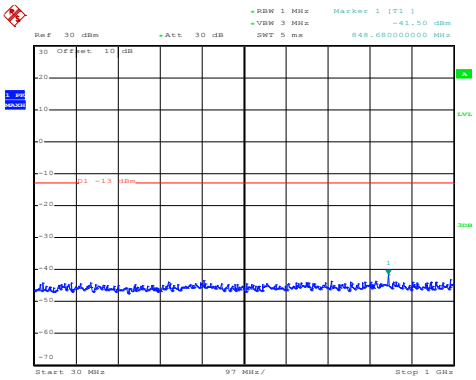

Date: 28.JUN.2020 15:38:07

30MHz~1GHz

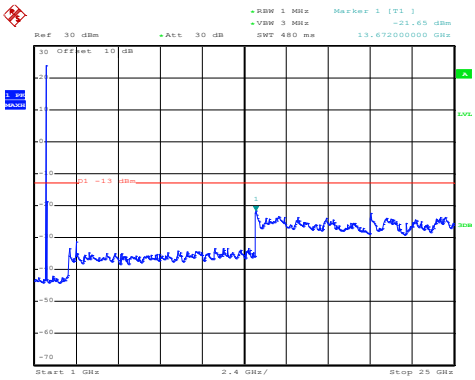

Date: 28.JUN.2020 15:39:57

1GHz~25GHz

Middle channel

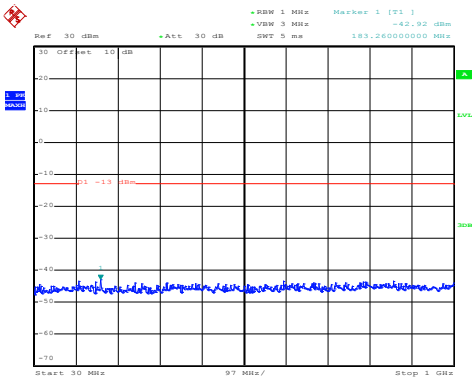

Date: 28.JUN.2020 15:38:20

30MHz~1GHz

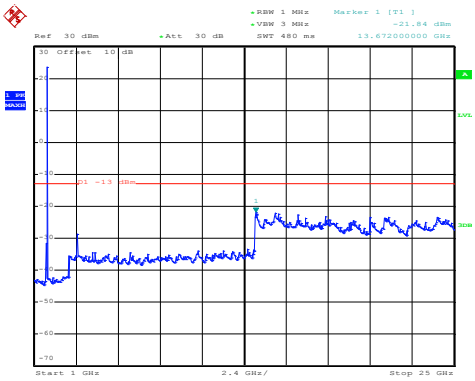

Date: 28.JUN.2020 15:39:30

1GHz~25GHz

High channel

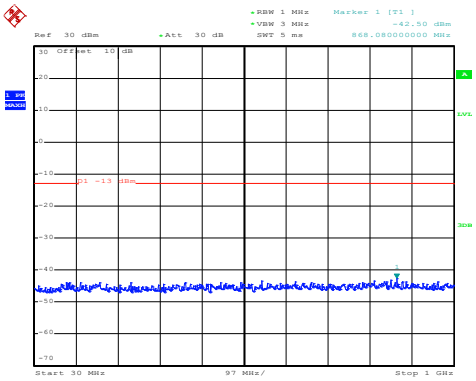

Date: 28.JUN.2020 15:38:42

30MHz~1GHz

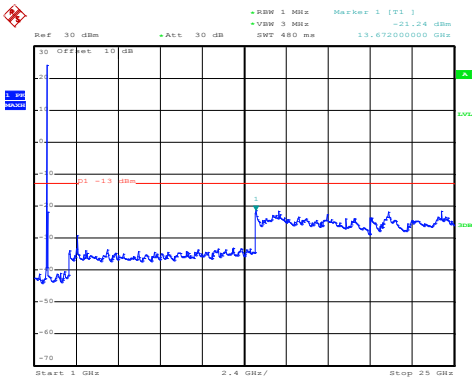

Date: 28.JUN.2020 15:39:15

1GHz~25GHz

LTE Band 4: QPSK & RB Size 1
BW: 20MHz
Lowest channel

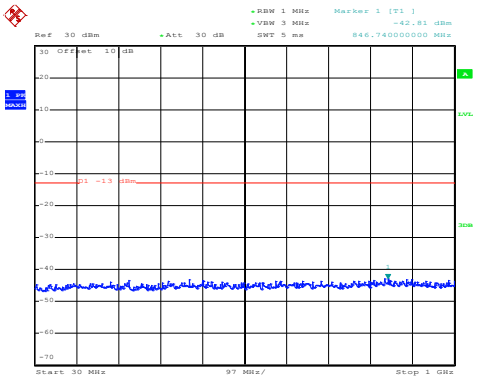

Date: 28.JUN.2020 15:38:02

30MHz~1GHz

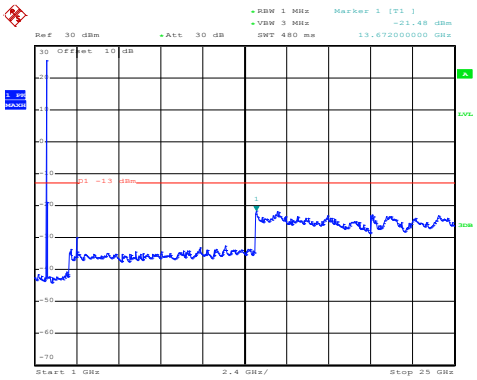

Date: 28.JUN.2020 15:39:49

1GHz~25GHz

Middle channel

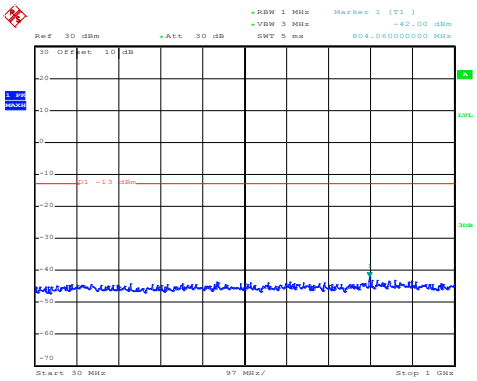

Date: 28.JUN.2020 15:38:15

30MHz~1GHz

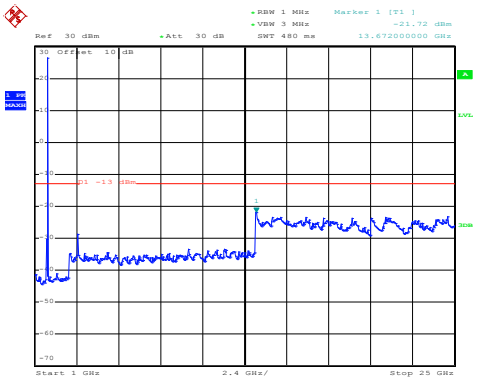

Date: 28.JUN.2020 15:39:25

1GHz~25GHz

High channel

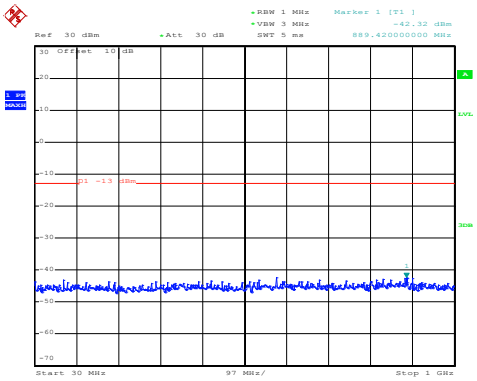

Date: 28.JUN.2020 15:38:36

30MHz~1GHz

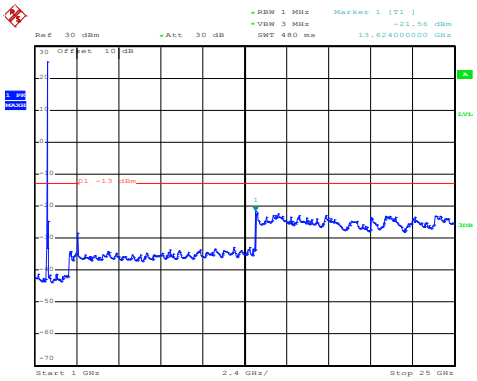

Date: 28.JUN.2020 15:39:00

1GHz~25GHz

LTE Band 5 part:

LTE Band 5: 16 QAM & RB Size 1
BW: 1.4MHz
Lowest channel

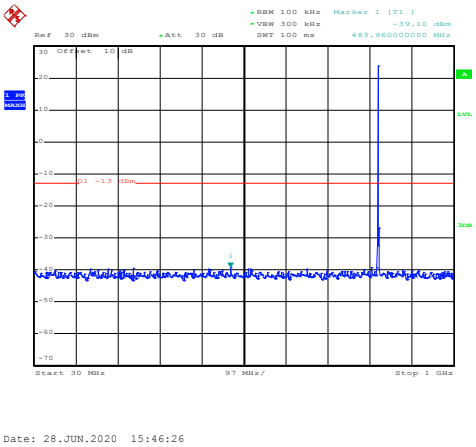

30MHz~1GHz

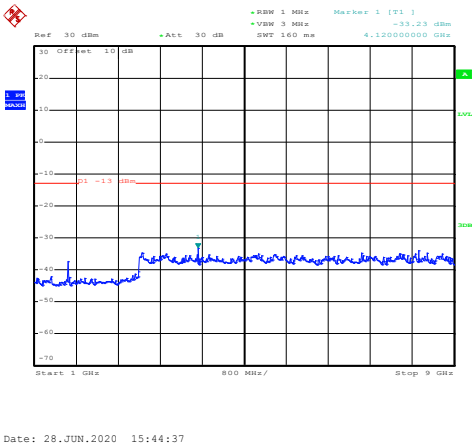

1GHz~9GHz

Middle channel

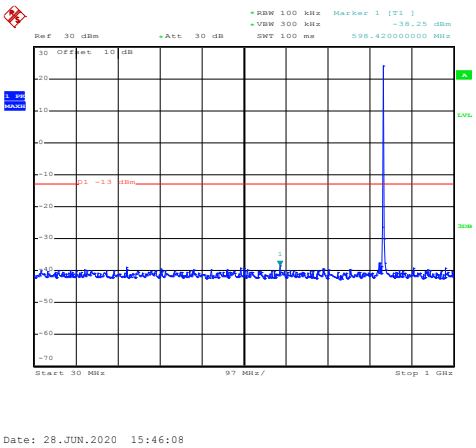

30MHz~1GHz

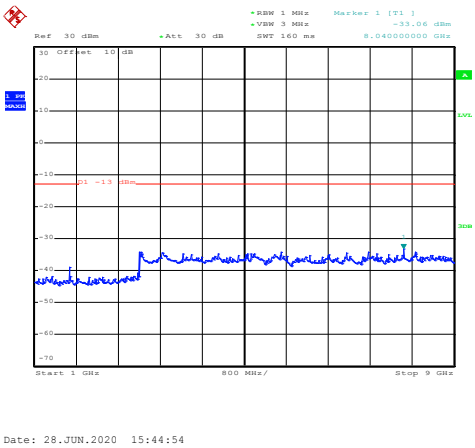

1GHz~9GHz

High channel

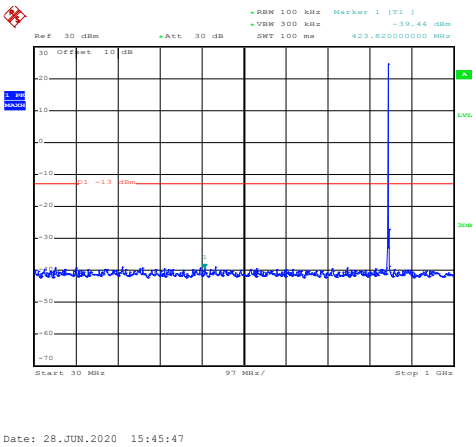

30MHz~1GHz

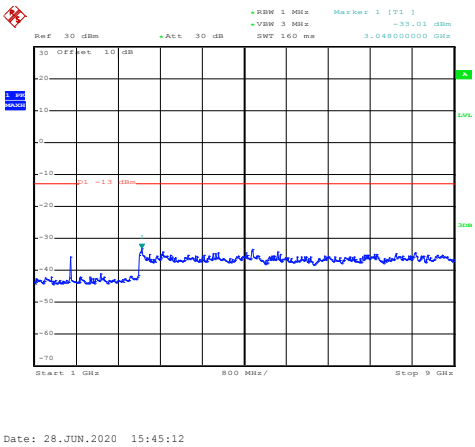

1GHz~9GHz

LTE Band 5: QPSK & RB Size 1
BW: 1.4MHz
Lowest channel

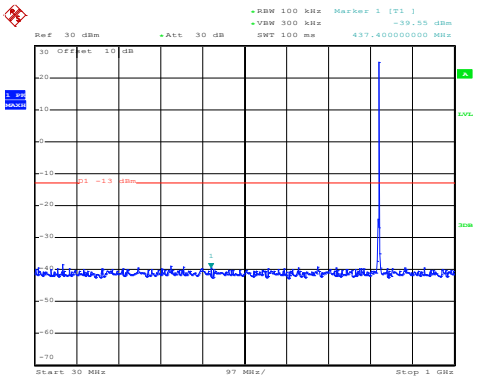

Date: 28.JUN.2020 15:46:19

30MHz~1GHz

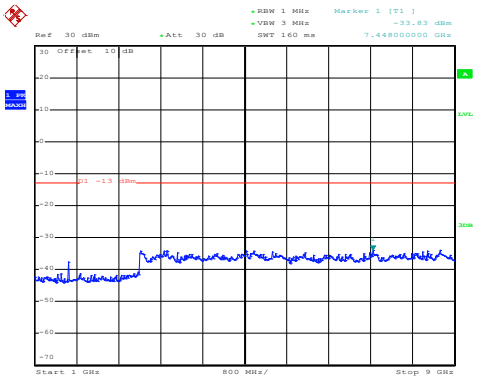

Date: 28.JUN.2020 15:44:30

1GHz~9GHz

Middle channel

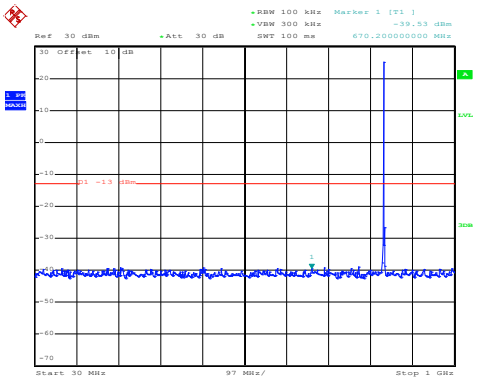

Date: 28.JUN.2020 15:46:00

30MHz~1GHz

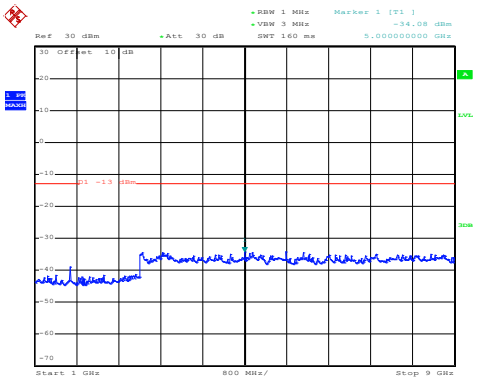

Date: 28.JUN.2020 15:44:46

1GHz~9GHz

High channel

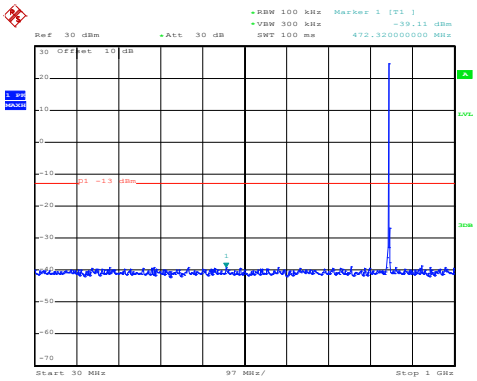

Date: 28.JUN.2020 15:45:35

30MHz~1GHz

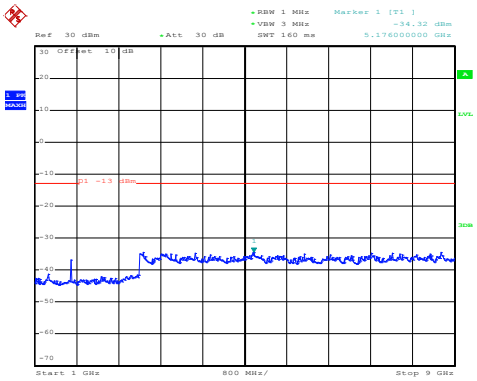

Date: 28.JUN.2020 15:45:04

1GHz~9GHz

LTE Band 5: 16 QAM & RB Size 1
BW: 10MHz
Lowest channel

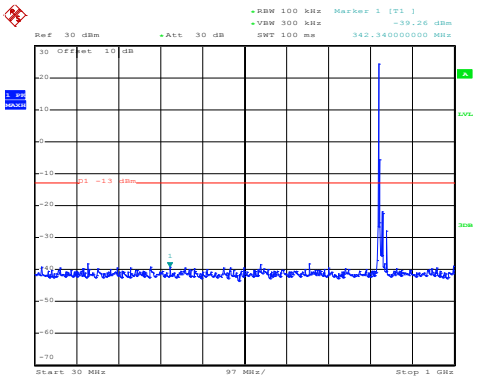

30MHz~1GHz

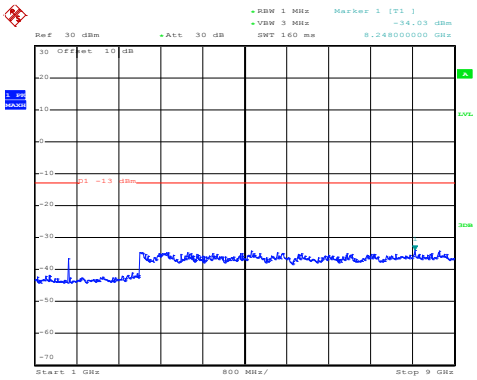

1GHz~9GHz

Middle channel

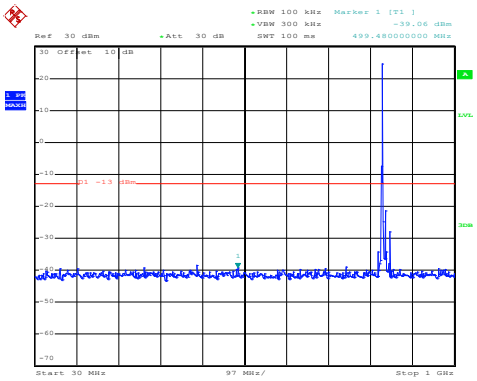

30MHz~1GHz

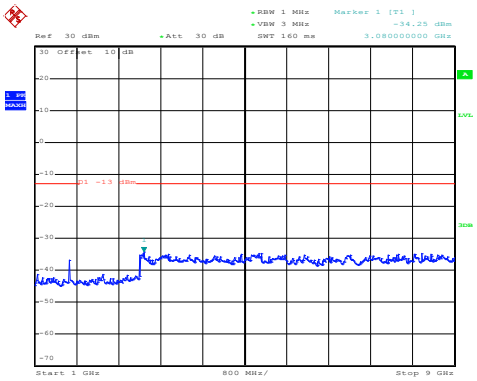

1GHz~9GHz

High channel

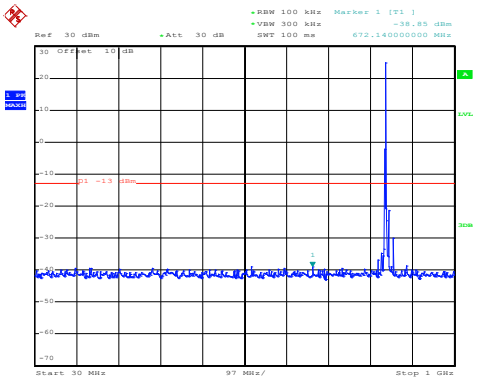

30MHz~1GHz

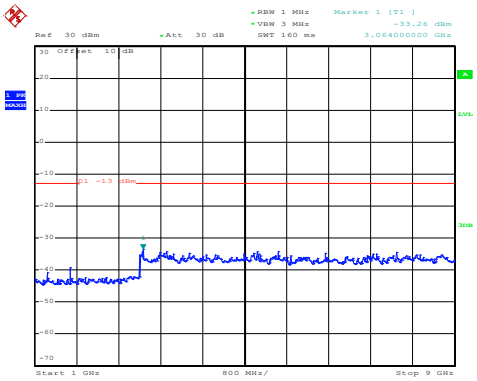

1GHz~9GHz

LTE Band 5: QPSK & RB Size 1
BW: 10MHz
Lowest channel

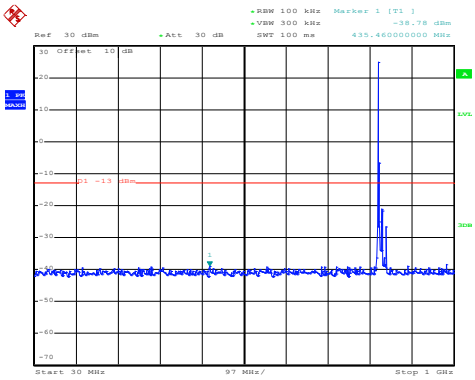

Date: 28.JUN.2020 15:51:33

30MHz~1GHz

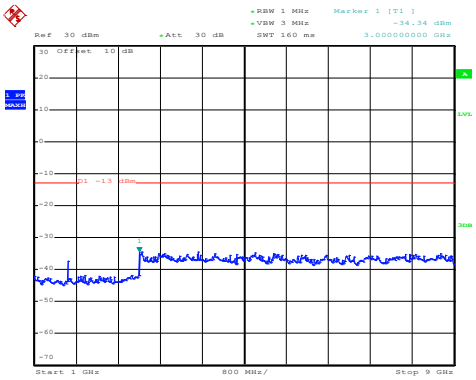

Date: 28.JUN.2020 15:53:19

1GHz~9GHz

Middle channel

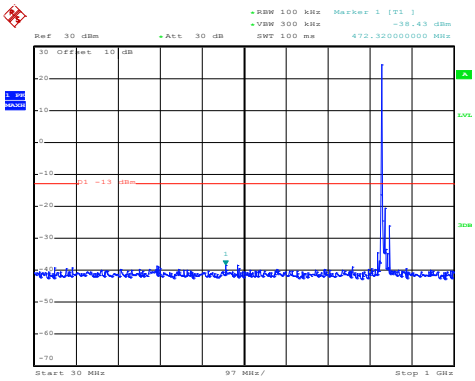

Date: 28.JUN.2020 15:51:52

30MHz~1GHz

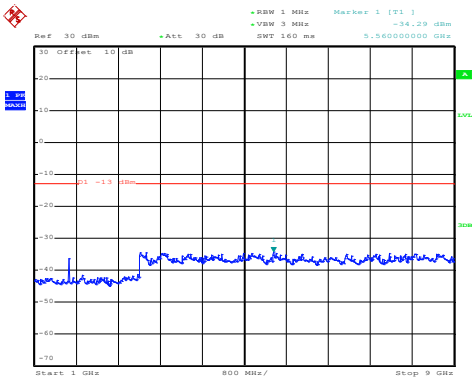

Date: 28.JUN.2020 15:53:02

1GHz~9GHz

High channel

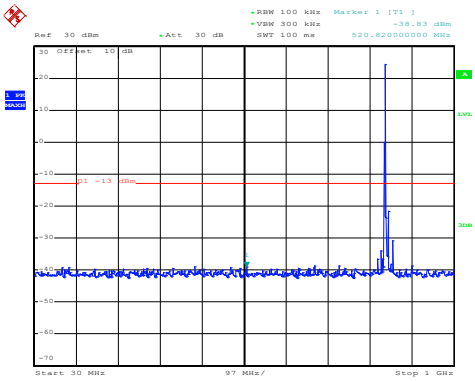

Date: 28.JUN.2020 15:52:18

30MHz~1GHz

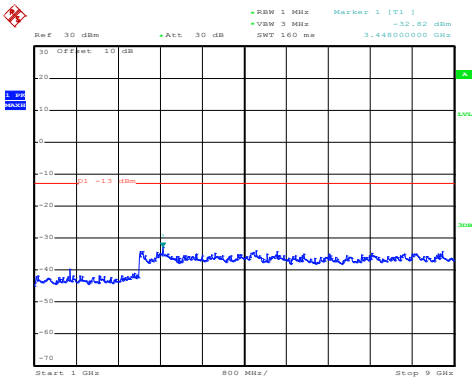

Date: 28.JUN.2020 15:52:45

1GHz~9GHz

LTE Band 7 part:

LTE Band 7: 16 QAM & RB Size 1
BW: 5MHz
Lowest channel

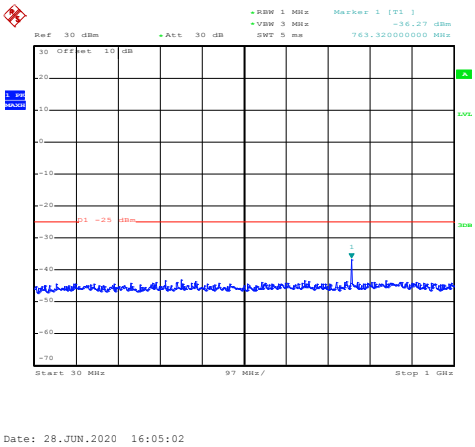

30MHz~1GHz

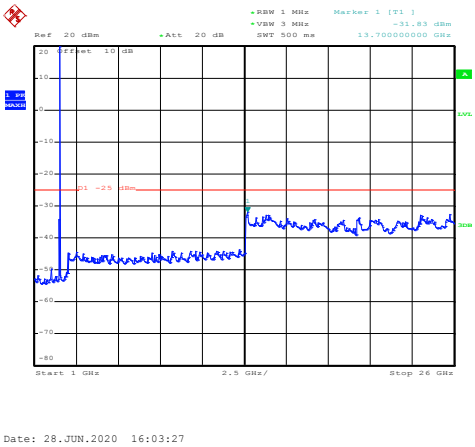

1GHz~25GHz

Middle channel

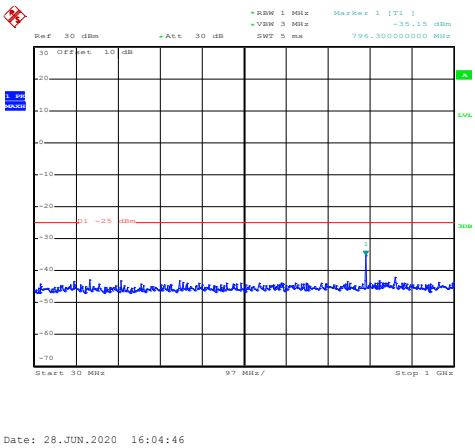

30MHz~1GHz

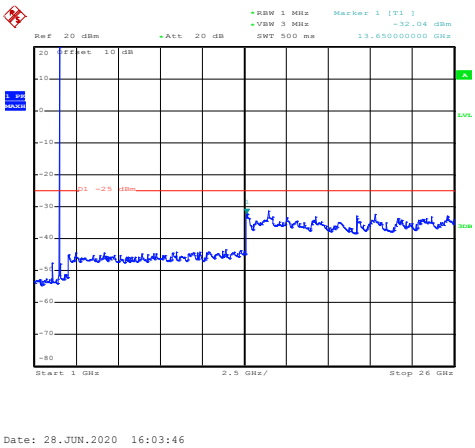

1GHz~25GHz

High channel

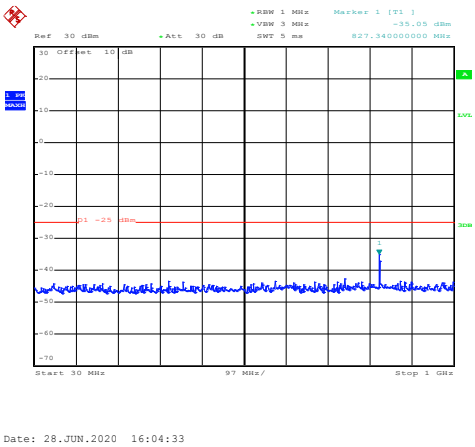

30MHz~1GHz

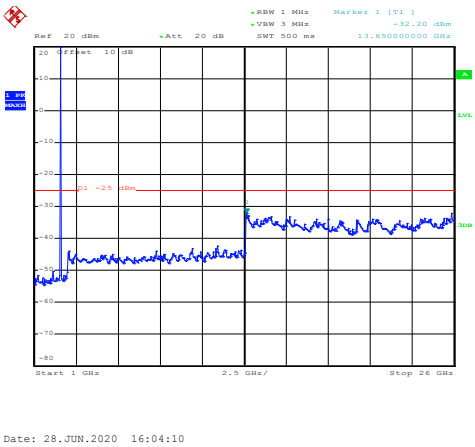

1GHz~25GHz

LTE Band 7: QPSK & RB Size 1
BW: 5MHz
Lowest channel

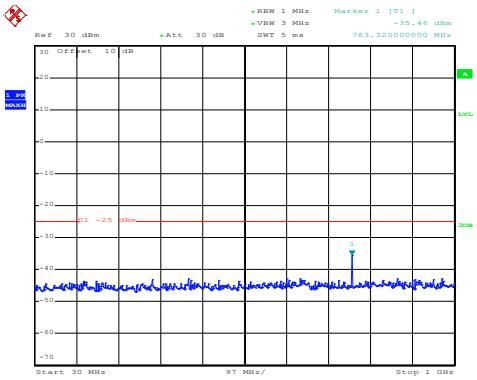

Date: 28.JUN.2020 16:04:56

30MHz~1GHz

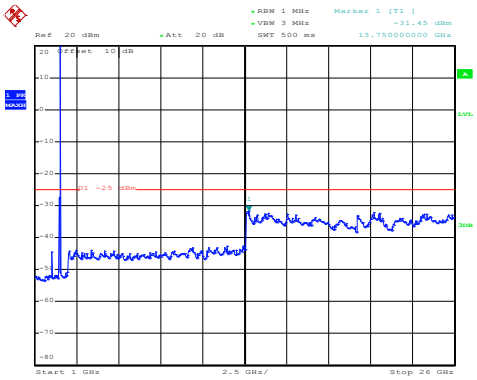

Date: 28.JUN.2020 16:03:20

1GHz~25GHz

Middle channel

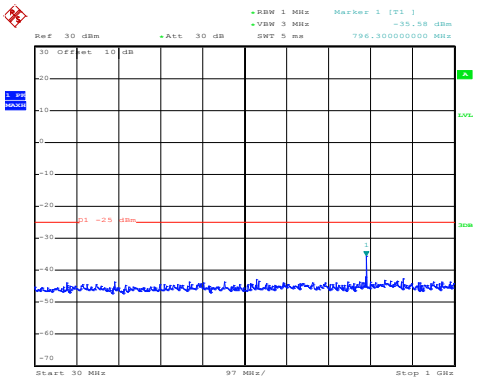

Date: 28.JUN.2020 16:04:40

30MHz~1GHz

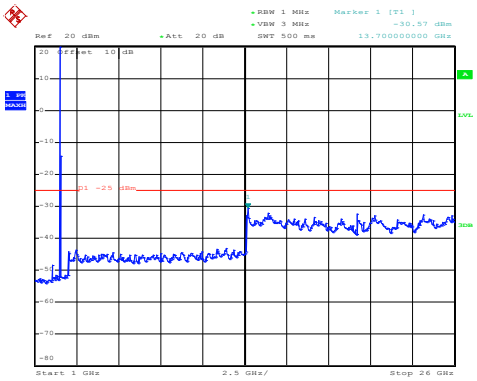

Date: 28.JUN.2020 16:03:38

1GHz~25GHz

High channel

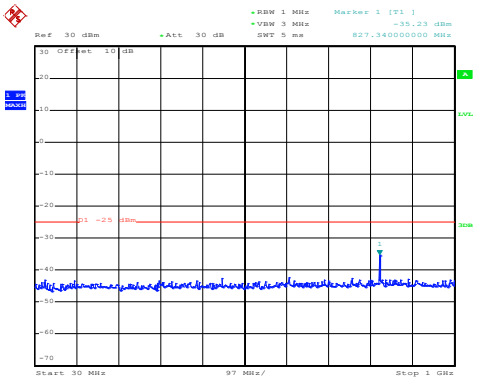

Date: 28.JUN.2020 16:04:28

30MHz~1GHz

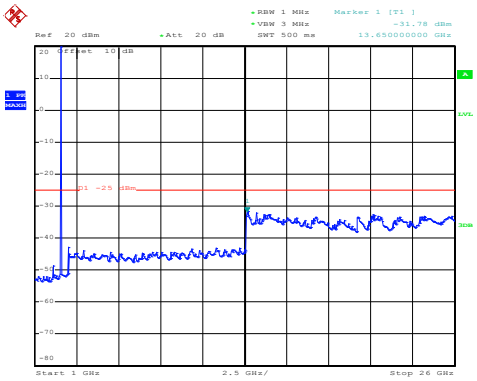

Date: 28.JUN.2020 16:04:04

1GHz~25GHz

LTE Band 7: 16 QAM & RB Size 1
BW: 20MHz
Lowest channel

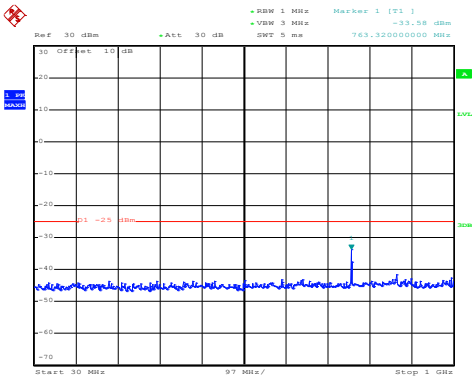

30MHz~1GHz

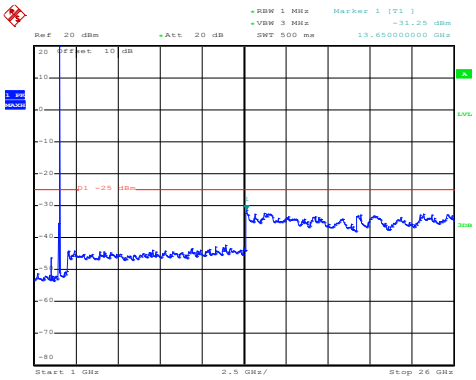

1GHz~25GHz

Middle channel

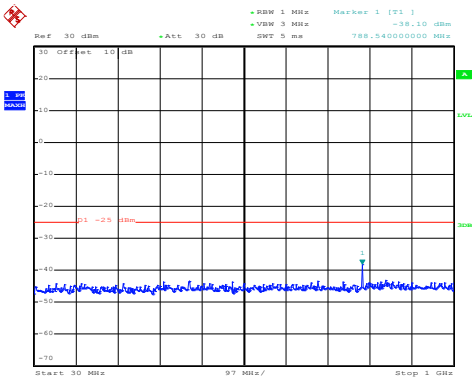

30MHz~1GHz

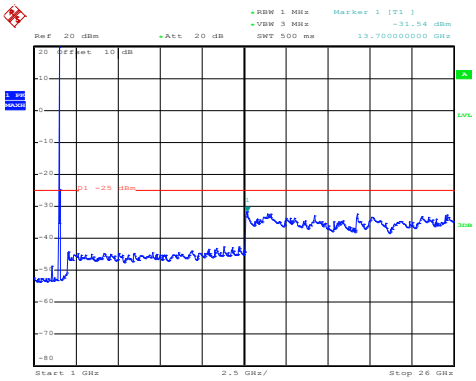

1GHz~25GHz

High channel

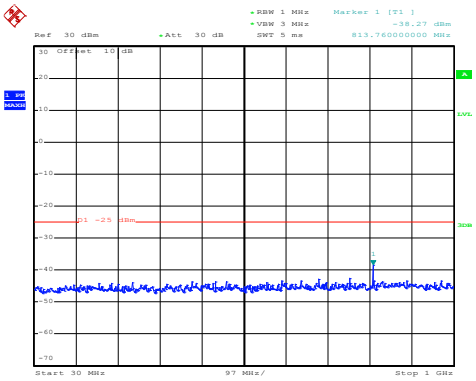

30MHz~1GHz

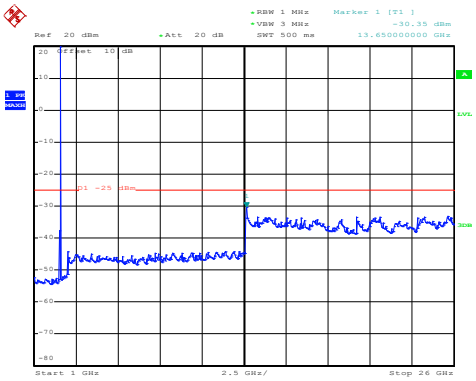

1GHz~25GHz

LTE Band 7: QPSK & RB Size 1
BW: 20MHz
Lowest channel

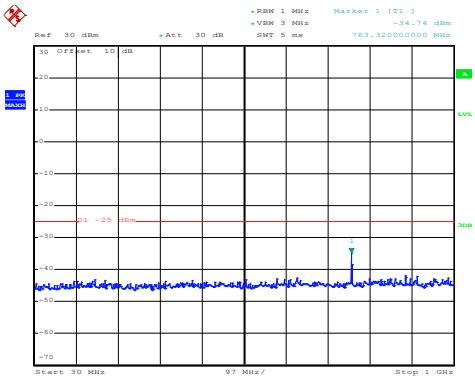

Date: 28.JUN.2020 15:32:25

30MHz~1GHz

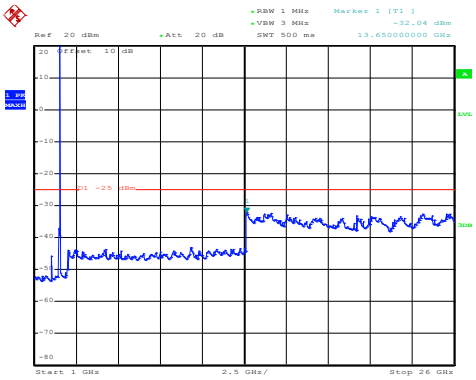

Date: 28.JUN.2020 15:35:04

1GHz~25GHz

Middle channel

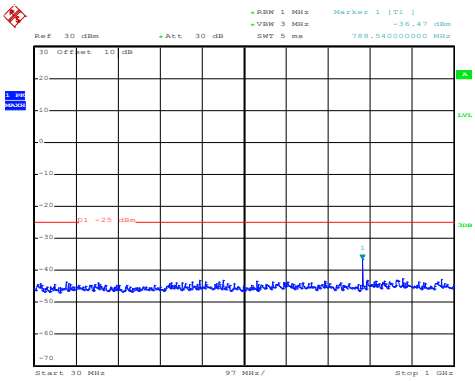

Date: 28.JUN.2020 15:32:02

30MHz~1GHz

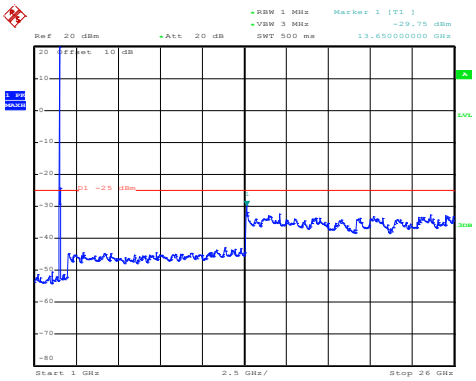

Date: 28.JUN.2020 15:33:29

1GHz~25GHz

High channel

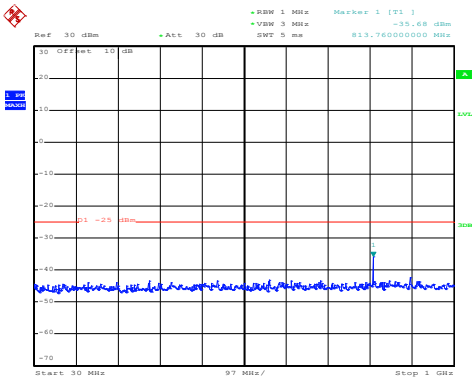

Date: 28.JUN.2020 15:32:42

30MHz~1GHz

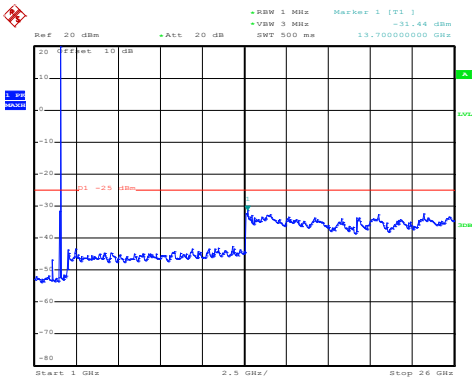

Date: 28.JUN.2020 15:33:09

1GHz~25GHz

LTE Band 12 part:

LTE Band 12: 16 QAM & RB Size 1
BW: 1.4MHz
Lowest channel

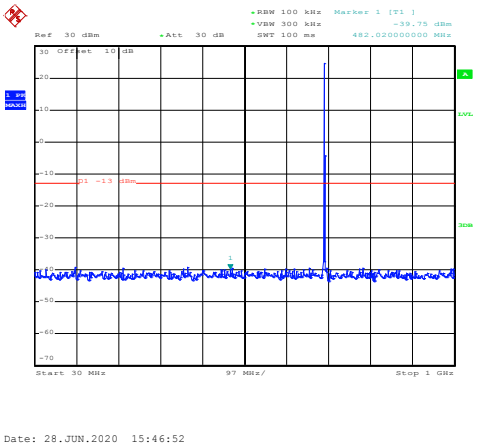

30MHz~1GHz

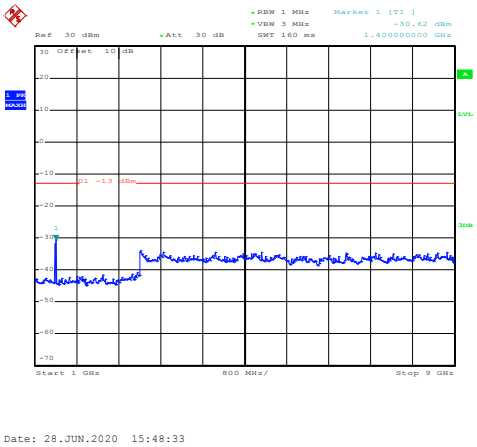

1GHz~9GHz

Middle channel

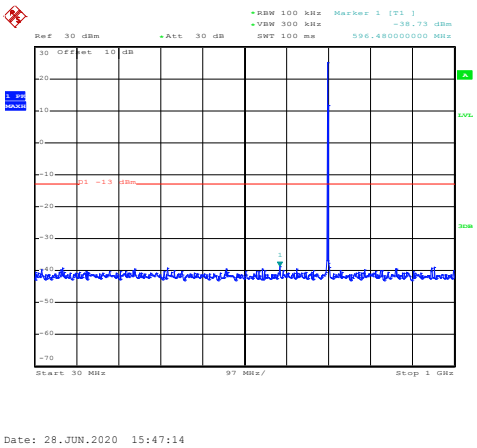

30MHz~1GHz

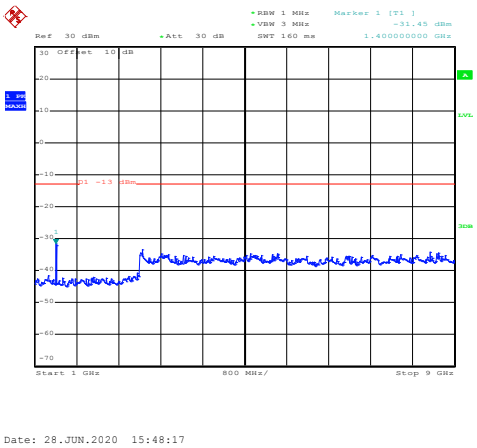

1GHz~9GHz

High channel

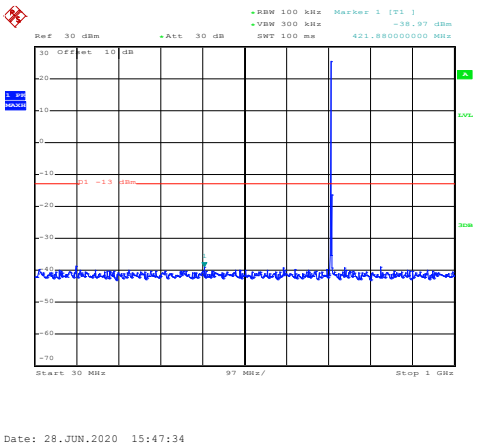

30MHz~1GHz

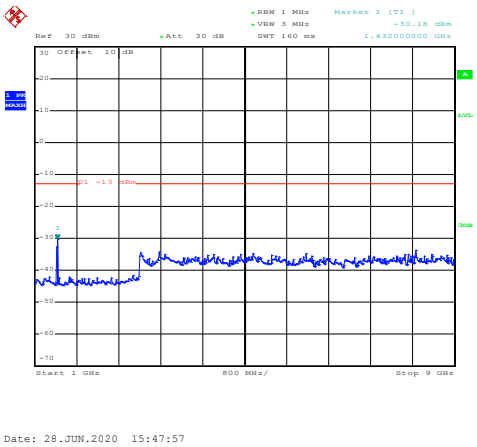

1GHz~9GHz

LTE Band 12: QPSK & RB Size 1
BW: 1.4MHz
Lowest channel

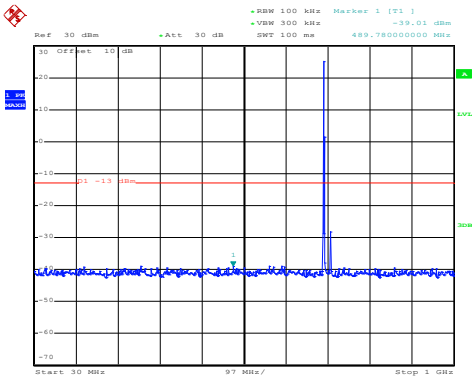

Date: 28.JUN.2020 15:46:46

30MHz~1GHz

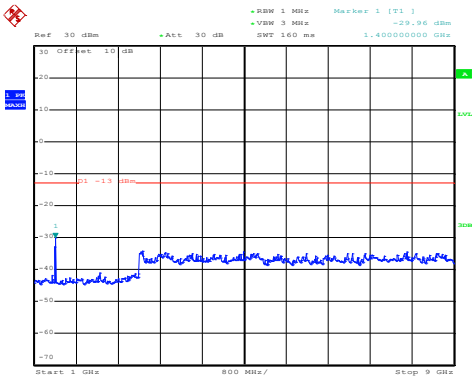

Date: 28.JUN.2020 15:48:25

1GHz~9GHz

Middle channel

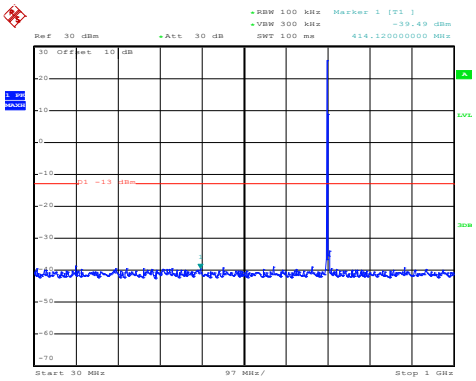

Date: 28.JUN.2020 15:47:06

30MHz~1GHz

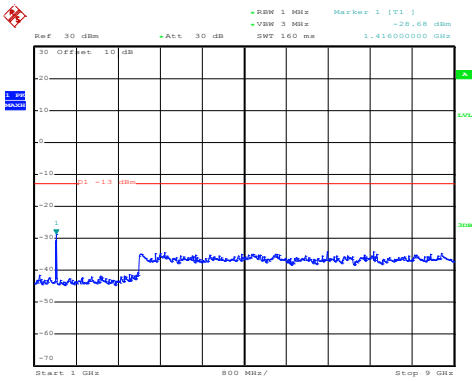

Date: 28.JUN.2020 15:48:11

1GHz~9GHz

High channel

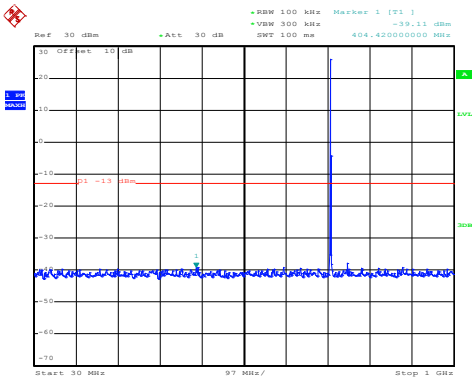

Date: 28.JUN.2020 15:47:26

30MHz~1GHz

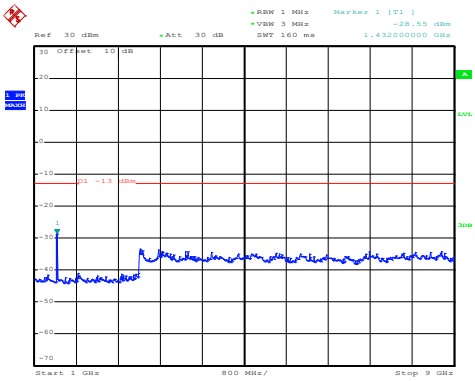

Date: 28.JUN.2020 15:47:51

1GHz~9GHz

LTE Band 12: 16 QAM & RB Size 1
BW: 10MHz
Lowest channel

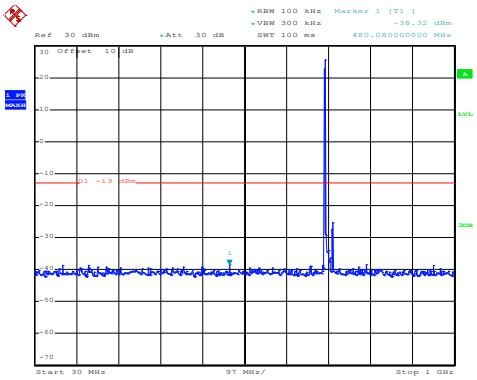

Date: 28.JUN.2020 15:51:18

30MHz~1GHz

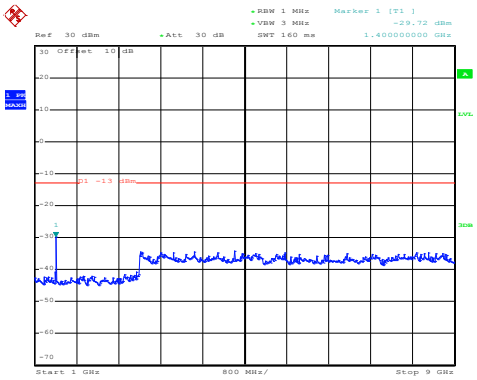

Date: 28.JUN.2020 15:49:23

1GHz~9GHz

Middle channel

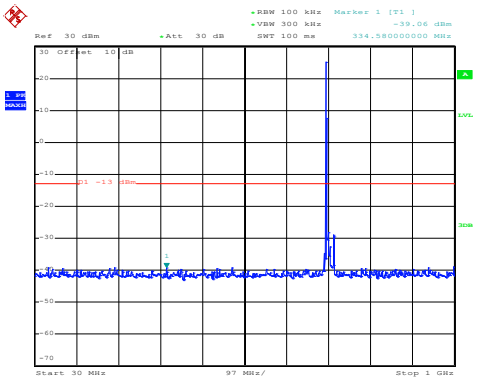

Date: 28.JUN.2020 15:50:43

30MHz~1GHz

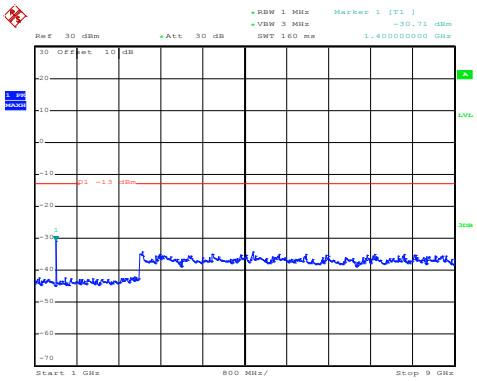

Date: 28.JUN.2020 15:49:38

1GHz~9GHz

High channel

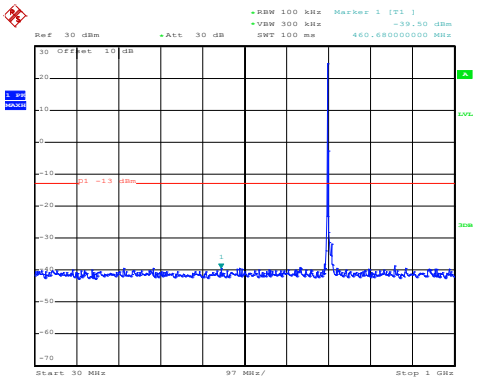

Date: 28.JUN.2020 15:50:23

30MHz~1GHz

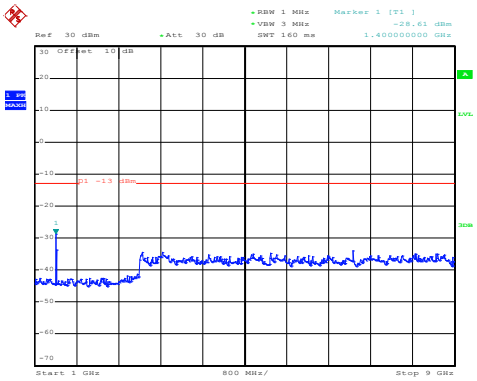

Date: 28.JUN.2020 15:49:51

1GHz~9GHz

LTE Band 12: QPSK & RB Size 1
BW: 10MHz
Lowest channel

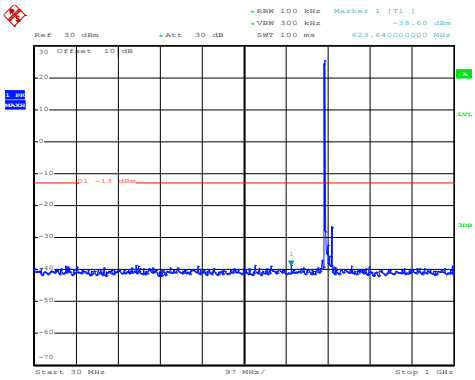

Date: 28.JUN.2020 15:51:06

30MHz~1GHz

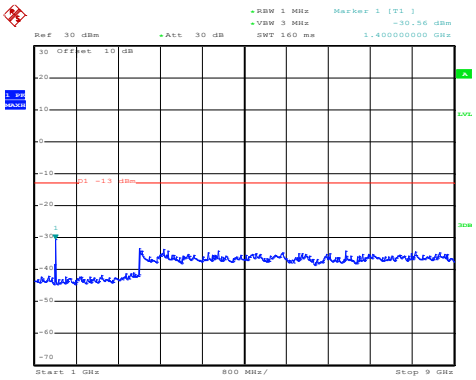

Date: 28.JUN.2020 15:49:16

1GHz~9GHz

Middle channel

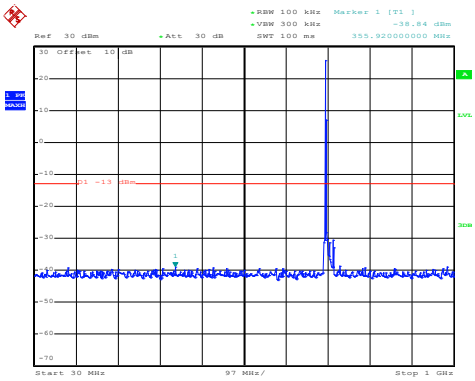

Date: 28.JUN.2020 15:50:34

30MHz~1GHz

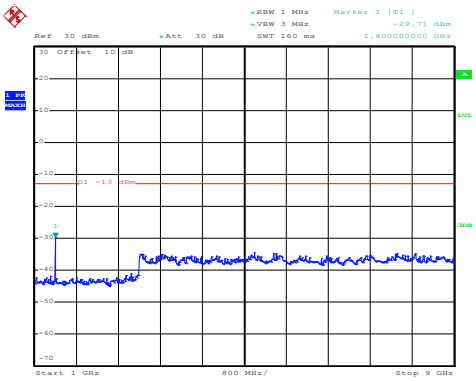

Date: 28.JUN.2020 15:49:32

1GHz~9GHz

High channel

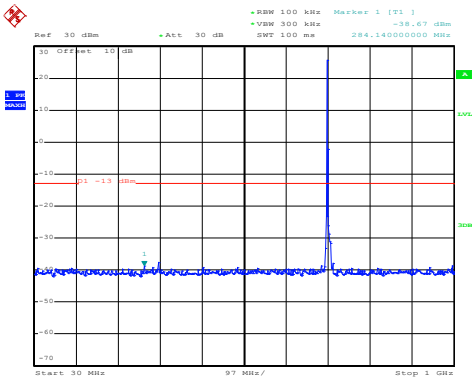

Date: 28.JUN.2020 15:50:14

30MHz~1GHz

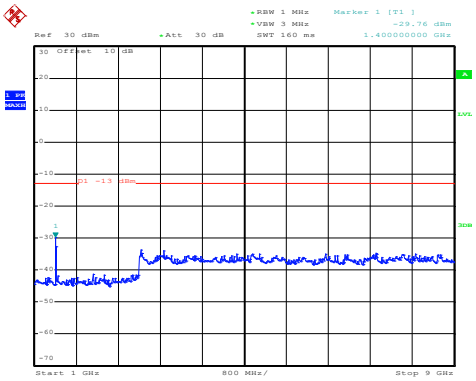

Date: 28.JUN.2020 15:49:46

1GHz~9GHz

LTE Band 13 part:

LTE Band 13: 16 QAM & RB Size 1
BW: 5MHz
Lowest channel

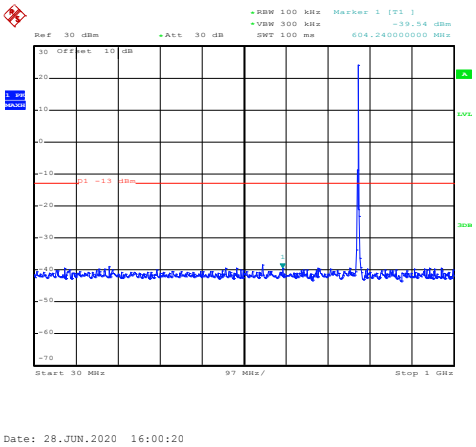

30MHz~1GHz

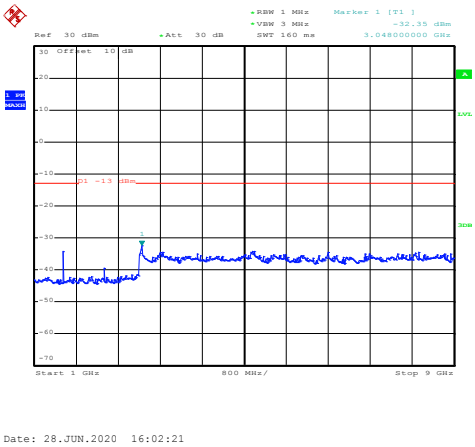

1GHz~9GHz

Middle channel

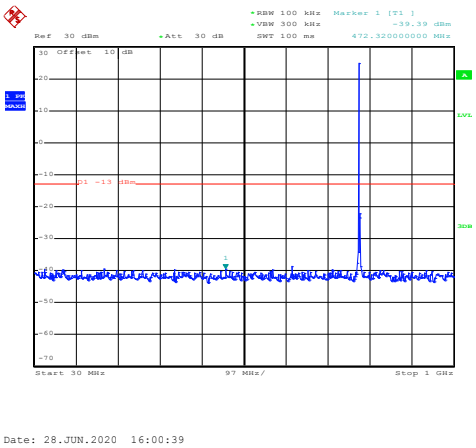

30MHz~1GHz

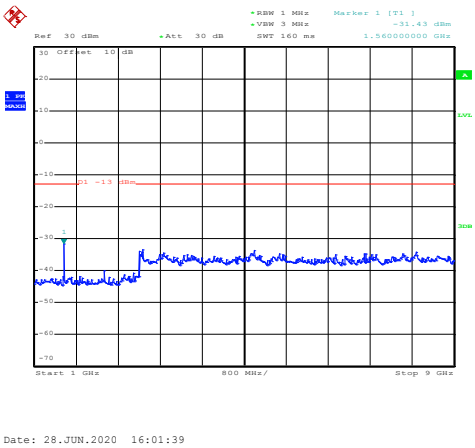

1GHz~9GHz

High channel

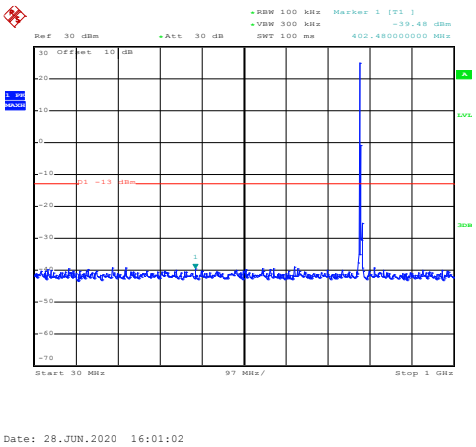

30MHz~1GHz

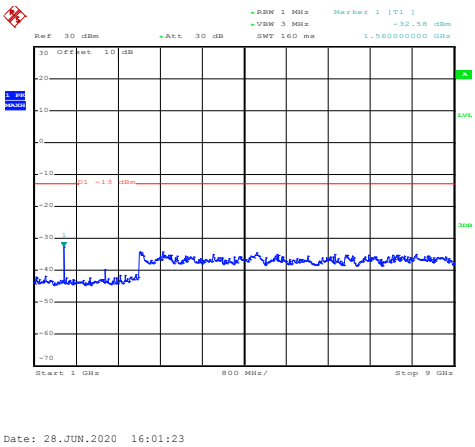

1GHz~9GHz

LTE Band 13: QPSK & RB Size 1
BW: 5MHz
Lowest channel

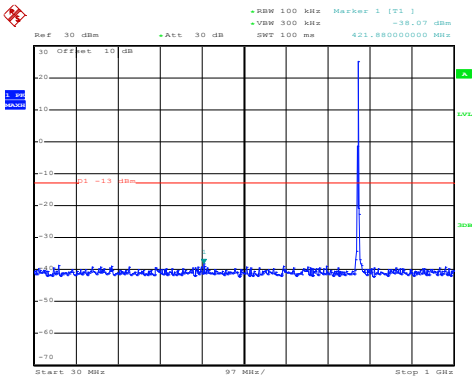

Date: 28.JUN.2020 16:00:12

30MHz~1GHz

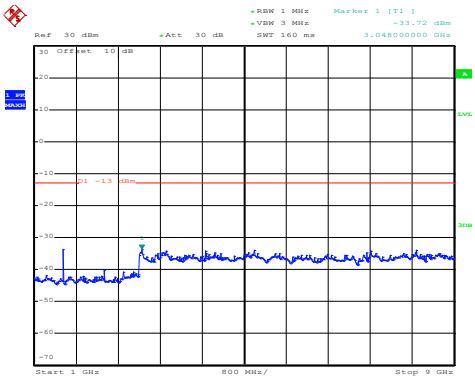

Date: 28.JUN.2020 16:02:11

1GHz~9GHz

Middle channel

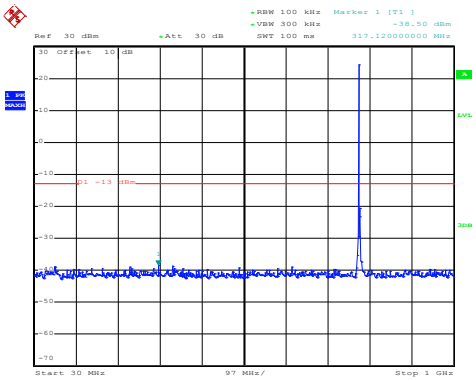

Date: 28.JUN.2020 16:00:32

30MHz~1GHz

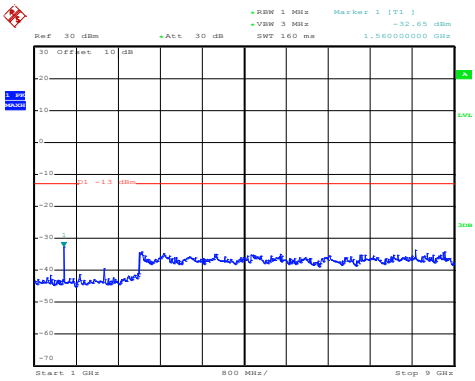

Date: 28.JUN.2020 16:01:31

1GHz~9GHz

High channel

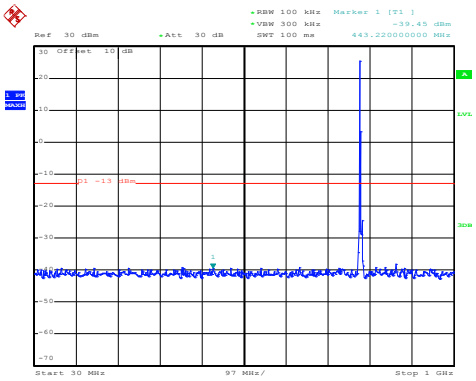

Date: 28.JUN.2020 16:00:55

30MHz~1GHz

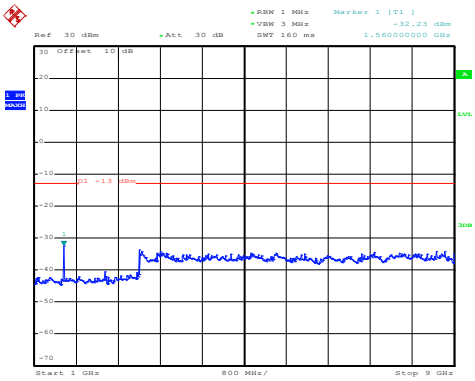

Date: 28.JUN.2020 16:01:16

1GHz~9GHz

LTE Band 13: 16 QAM & RB Size 1
BW: 10MHz
Middle channel

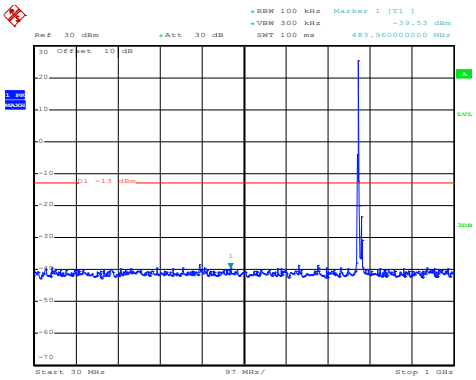

30MHz~1GHz

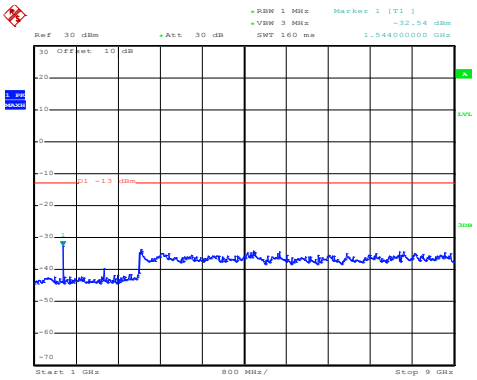

1GHz~9GHz

LTE Band 13: QPSK & RB Size 1
BW: 10MHz
Middle channel

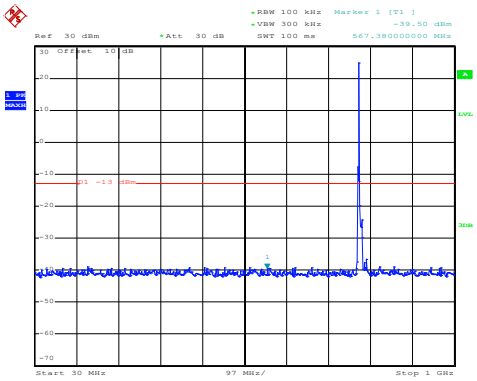

30MHz~1GHz

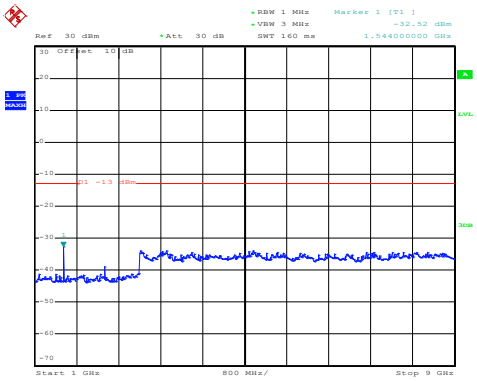

1GHz~9GHz

LTE Band 17 part:

LTE Band 17: 16 QAM & RB Size 1
BW: 5MHz
Lowest channel

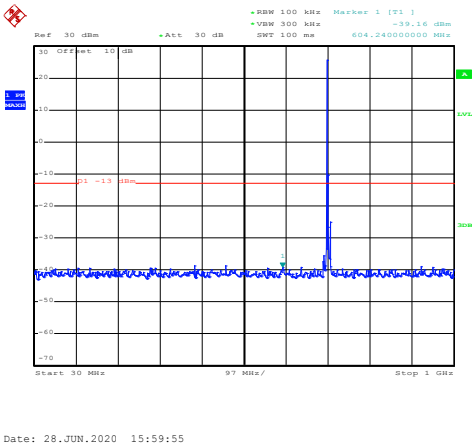

30MHz~1GHz

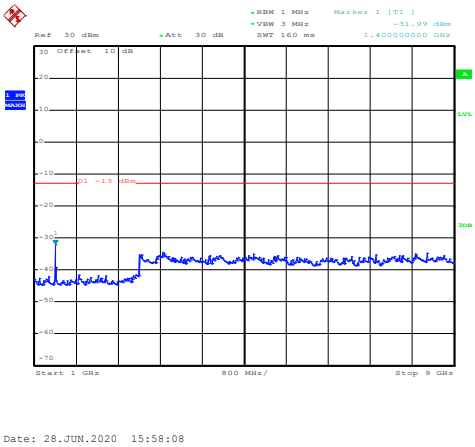

1GHz~9GHz

Middle channel

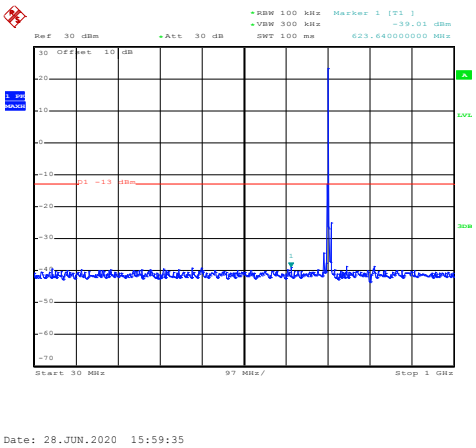

30MHz~1GHz

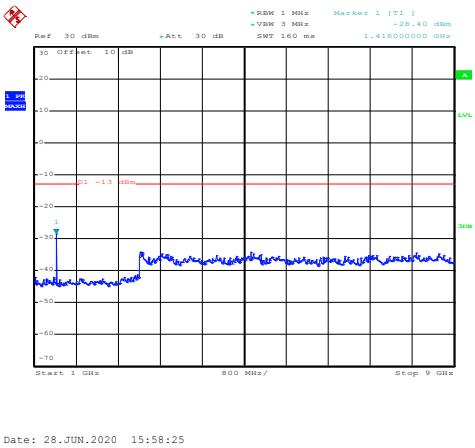

1GHz~9GHz

High channel

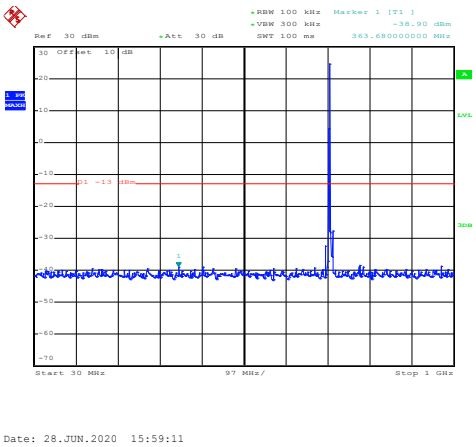

30MHz~1GHz

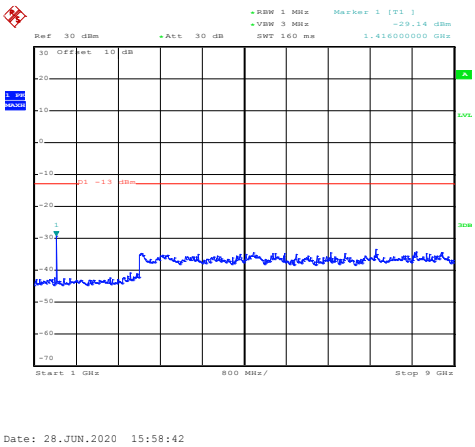

1GHz~9GHz

LTE Band 17: QPSK & RB Size 1
BW: 5MHz
Lowest channel

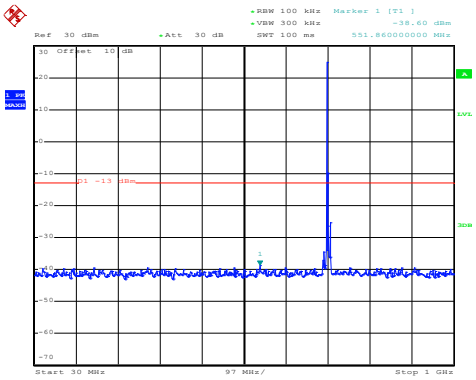

Date: 28.JUN.2020 15:59:46

30MHz~1GHz

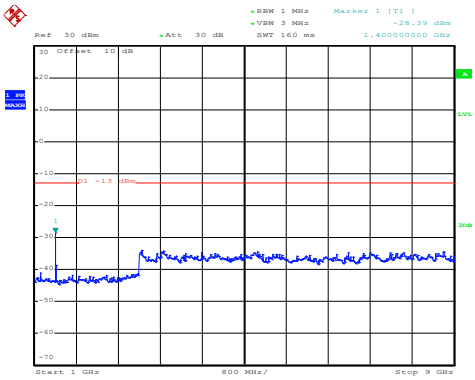

Date: 28.JUN.2020 15:58:03

1GHz~9GHz

Middle channel

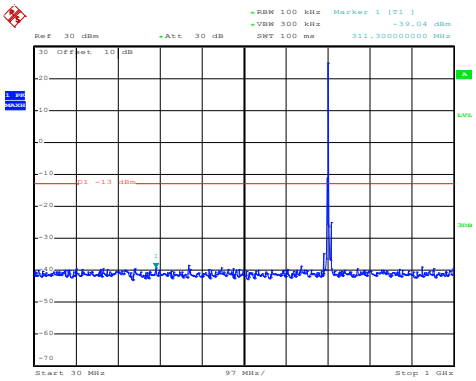

Date: 28.JUN.2020 15:59:25

30MHz~1GHz

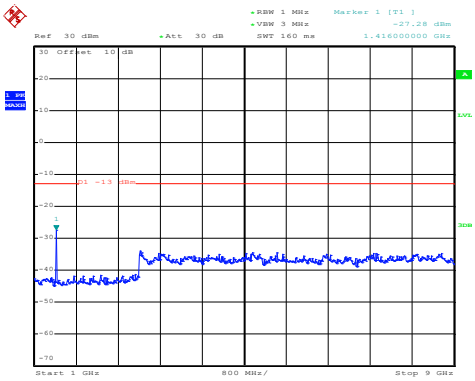

Date: 28.JUN.2020 15:58:18

1GHz~9GHz

High channel

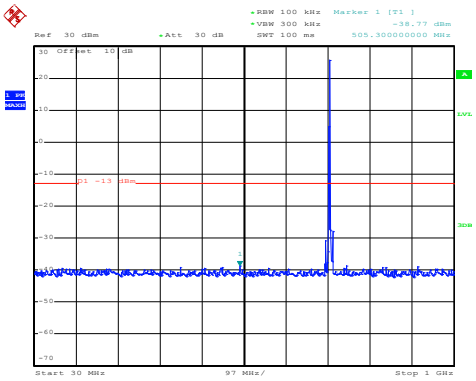

Date: 28.JUN.2020 15:59:02

30MHz~1GHz

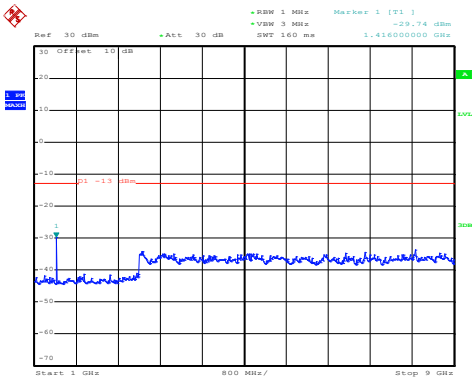

Date: 28.JUN.2020 15:58:34

1GHz~9GHz

LTE Band 17: 16 QAM & RB Size 1
BW: 10MHz
Lowest channel

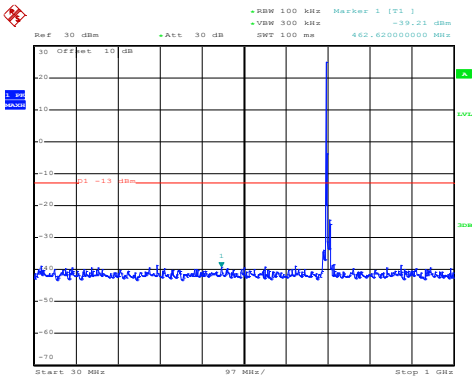

Date: 28.JUN.2020 15:55:53

30MHz~1GHz

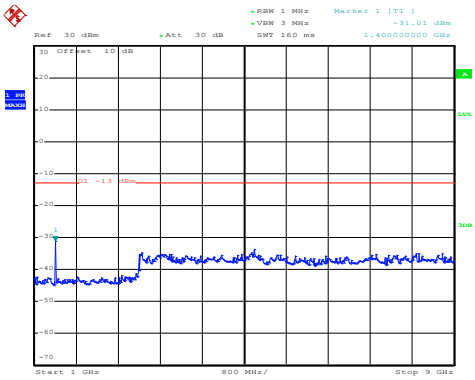

Date: 28.JUN.2020 15:57:38

1GHz~9GHz

Middle channel

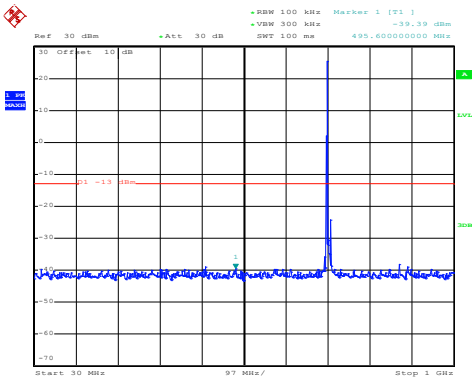

Date: 28.JUN.2020 15:56:15

30MHz~1GHz

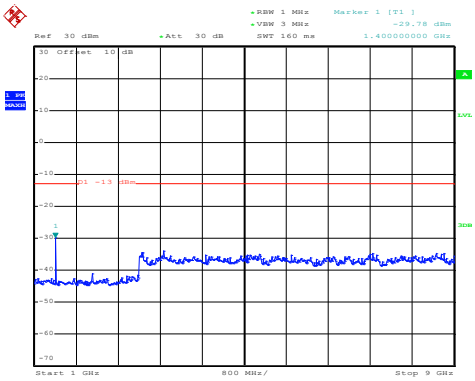

Date: 28.JUN.2020 15:57:21

1GHz~9GHz

High channel

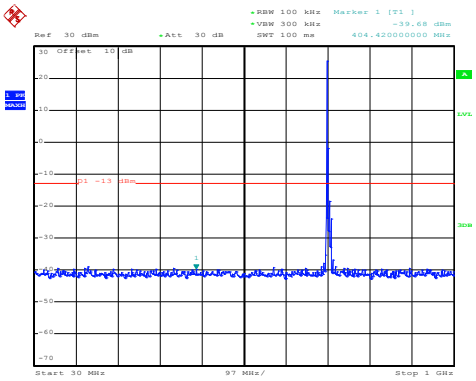

Date: 28.JUN.2020 15:56:45

30MHz~1GHz

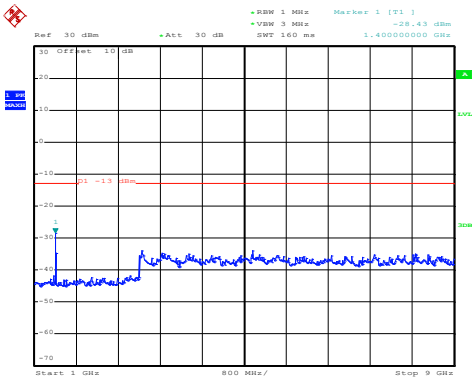

Date: 28.JUN.2020 15:57:06

1GHz~9GHz

LTE Band 17: QPSK & RB Size 1
BW: 10MHz
Lowest channel

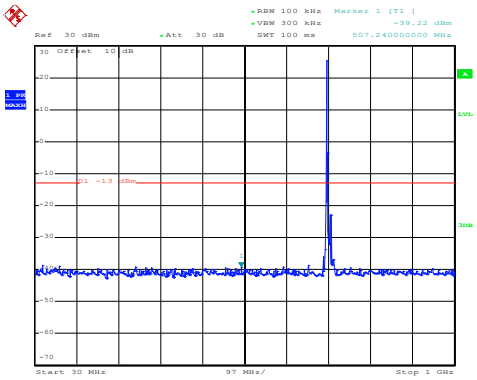

Date: 28.JUN.2020 15:55:46

30MHz~1GHz

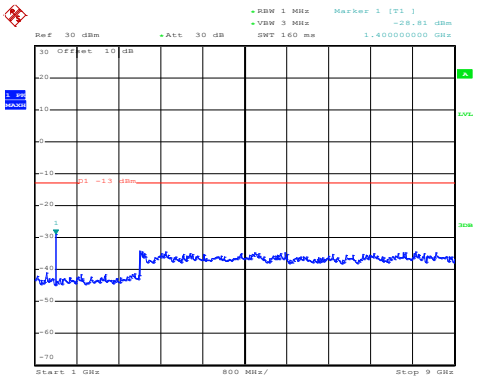

Date: 28.JUN.2020 15:57:32

1GHz~9GHz

Middle channel

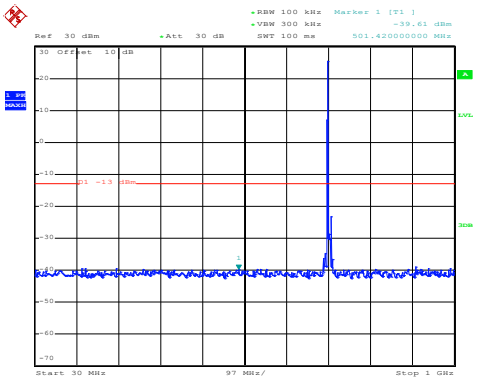

Date: 28.JUN.2020 15:56:06

30MHz~1GHz

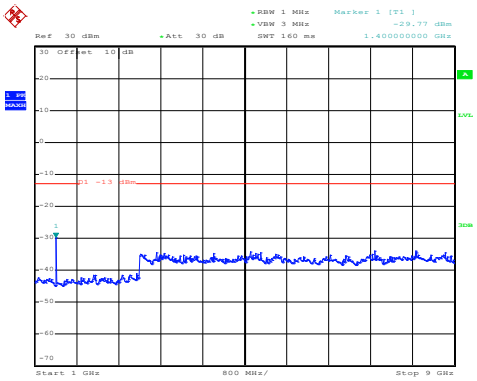

Date: 28.JUN.2020 15:57:15

1GHz~9GHz

High channel

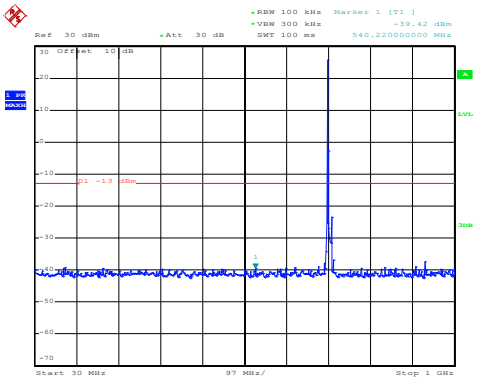

Date: 28.JUN.2020 15:56:34

30MHz~1GHz

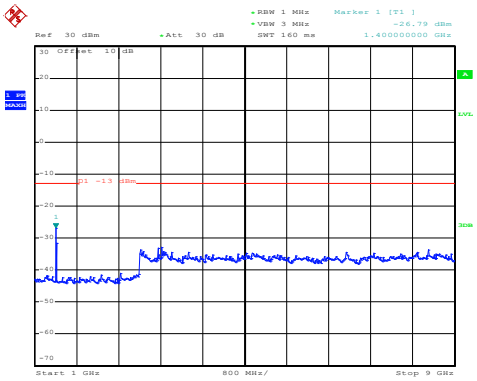

Date: 28.JUN.2020 15:57:00

1GHz~9GHz

Band edge emission:

LTE Band 2 part:

LTE Band 2, BW: 1.4MHz
16QAM & RB Size 1

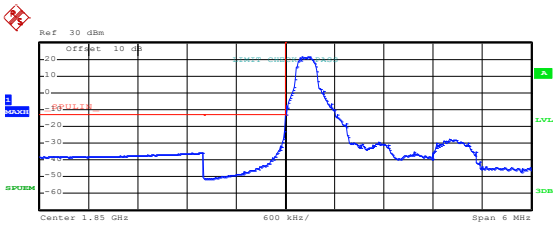

Start [Hz]	Stop [Hz]	RBW [Hz]	Freq [Hz]	PwrAbs [dBm]	ΔLimit [dB]
1.847 G	1.849 G	1.00 M	1.849000 G	-35.71	-22.71
1.849 G	1.850 G	30.00 k	1.849992 G	-24.15	-11.15
1.850 G	1.853 G	100.00 k	1.850273 G	21.76	-11.24

Date: 28.JUN.2020 16:26:20

Lowest channel

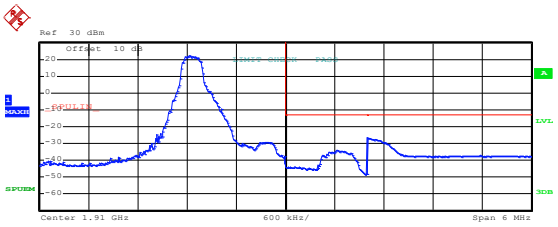

Start [Hz]	Stop [Hz]	RBW [Hz]	Freq [Hz]	PwrAbs [dBm]	ΔLimit [dB]
1.907 G	1.910 G	100.00 k	1.908839 G	21.90	-11.10
1.910 G	1.911 G	30.00 k	1.910621 G	-34.11	-21.11
1.911 G	1.913 G	1.00 M	1.911000 G	-26.38	-13.38

Date: 28.JUN.2020 16:27:38

Highest channel

16QAM & RB Size 6

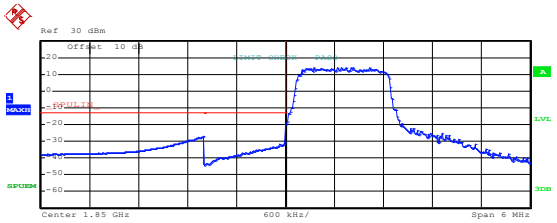

Start [Hz]	Stop [Hz]	RBW [Hz]	Freq [Hz]	PwrAbs [dBm]	ΔLimit [dB]
1.847 G	1.849 G	1.00 M	1.849000 G	-27.02	-14.02
1.849 G	1.850 G	30.00 k	1.849992 G	-31.38	-18.38
1.850 G	1.853 G	100.00 k	1.850345 G	13.97	-19.03

Date: 28.JUN.2020 16:26:34

Lowest channel

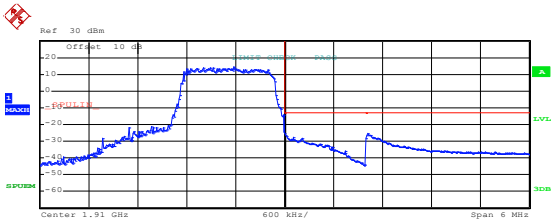

Start [Hz]	Stop [Hz]	RBW [Hz]	Freq [Hz]	PwrAbs [dBm]	ΔLimit [dB]
1.907 G	1.910 G	100.00 k	1.909373 G	14.49	-18.51
1.910 G	1.911 G	30.00 k	1.910004 G	-25.36	-12.36
1.911 G	1.913 G	1.00 M	1.911014 G	-25.46	-12.46

Date: 28.JUN.2020 16:26:53

Highest channel

LTE Band 2, BW: 1.4MHz

QPSK & RB Size 1

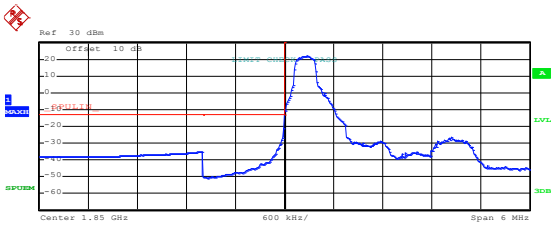

Start [Hz]	Stop [Hz]	RBW [Hz]	Freq [Hz]	PwrAbs [dBm]	ΔLimit [dB]
1.847 G	1.849 G	1.00 M	1.849000 G	-35.31	-22.31
1.849 G	1.850 G	30.00 k	1.849992 G	-22.37	-9.37
1.850 G	1.853 G	100.00 k	1.850273 G	21.89	-11.11

Date: 28.JUN.2020 16:26:12

Lowest channel

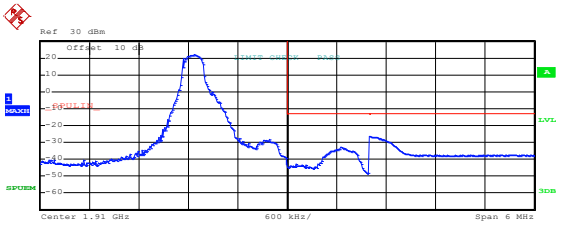

Start [Hz]	Stop [Hz]	RBW [Hz]	Freq [Hz]	PwrAbs [dBm]	ΔLimit [dB]
1.907 G	1.910 G	100.00 k	1.908866 G	22.10	-10.90
1.910 G	1.911 G	30.00 k	1.910649 G	-32.77	-19.77
1.911 G	1.913 G	1.00 M	1.911006 G	-26.47	-13.47

Date: 28.JUN.2020 16:27:07

Highest channel

QPSK & RB Size 6

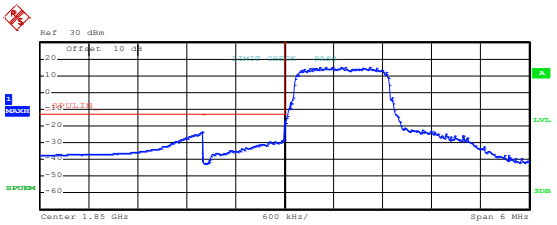

Start [Hz]	Stop [Hz]	RBW [Hz]	Freq [Hz]	PwrAbs [dBm]	ΔLimit [dB]
1.847 G	1.849 G	1.00 M	1.849000 G	-23.80	-10.80
1.849 G	1.850 G	30.00 k	1.849992 G	-28.46	-15.46
1.850 G	1.853 G	100.00 k	1.850507 G	15.36	-17.64

Date: 28.JUN.2020 16:26:28

Lowest channel

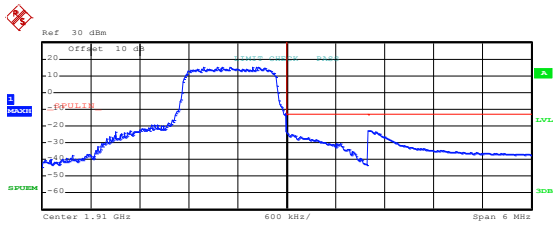

Start [Hz]	Stop [Hz]	RBW [Hz]	Freq [Hz]	PwrAbs [dBm]	ΔLimit [dB]
1.907 G	1.910 G	100.00 k	1.909622 G	15.25	-17.75
1.910 G	1.911 G	30.00 k	1.910004 G	-24.02	-11.02
1.911 G	1.913 G	1.00 M	1.911010 G	-22.82	-9.82

Date: 28.JUN.2020 16:26:47

Highest channel

LTE Band 2, BW: 20MHz
16QAM & RB Size 1

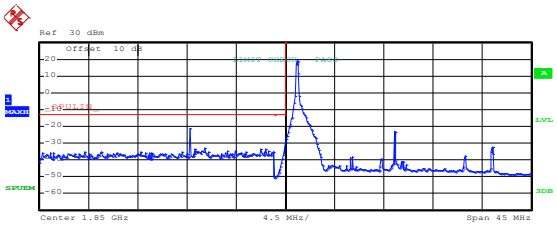

Start [Hz]	Stop [Hz]	RBW [Hz]	Freq [Hz]	PwrAbs [dBm]	Δ Limit [dB]
1.827 G	1.849 G	1.00 M	1.841282 G	-21.18	-8.18
1.849 G	1.850 G	30.00 k	1.849972 G	-33.28	-20.28
1.850 G	1.873 G	100.00 k	1.851080 G	19.00	-14.00

Date: 28.JUN.2020 16:34:17

Lowest channel

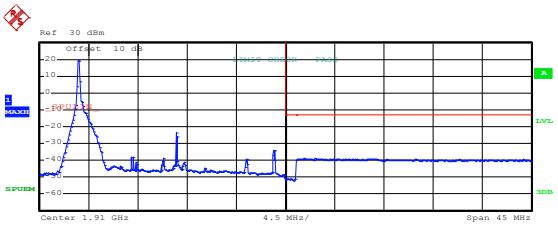

Start [Hz]	Stop [Hz]	RBW [Hz]	Freq [Hz]	PwrAbs [dBm]	Δ Limit [dB]
1.888 G	1.910 G	100.00 k	1.891123 G	19.37	-13.63
1.910 G	1.911 G	30.00 k	1.910435 G	-50.65	-37.65
1.911 G	1.933 G	1.00 M	1.911710 G	-38.95	-25.95

Date: 28.JUN.2020 16:35:06

Highest channel

16QAM & RB Size 100

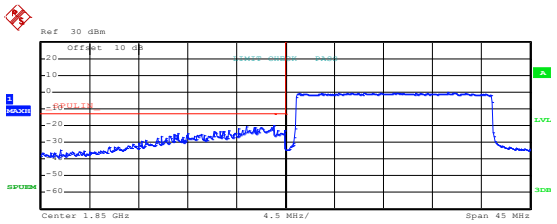

Start [Hz]	Stop [Hz]	RBW [Hz]	Freq [Hz]	PwrAbs [dBm]	Δ Limit [dB]
1.827 G	1.849 G	1.00 M	1.848936 G	-19.79	-6.79
1.849 G	1.850 G	300.00 k	1.849257 G	-22.88	-9.88
1.850 G	1.873 G	100.00 k	1.864918 G	-0.29	-33.29

Date: 28.JUN.2020 16:34:34

Lowest channel

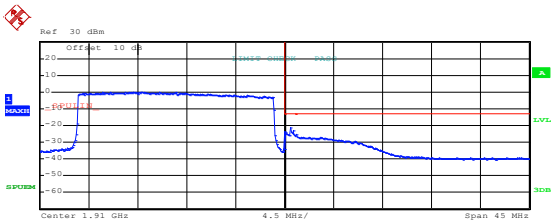

Start [Hz]	Stop [Hz]	RBW [Hz]	Freq [Hz]	PwrAbs [dBm]	Δ Limit [dB]
1.888 G	1.910 G	100.00 k	1.897107 G	0.09	-32.91
1.910 G	1.911 G	300.00 k	1.910557 G	-21.42	-8.42
1.911 G	1.933 G	1.00 M	1.911064 G	-25.24	-12.24

Date: 28.JUN.2020 16:35:25

Highest channel

LTE Band 2, BW: 20MHz

QPSK & RB Size 1

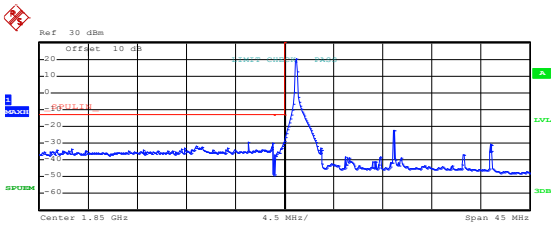

Start [Hz]	Stop [Hz]	RBW [Hz]	Freq [Hz]	PwrAbs [dBm]	ΔLimit [dB]
1.827 G	1.849 G	1.00 M	1.846656 G	-29.58	-16.58
1.849 G	1.850 G	30.00 k	1.849998 G	-30.23	-17.23
1.850 G	1.873 G	100.00 k	1.851103 G	20.53	-12.47

Date: 28.JUN.2020 16:34:11

Lowest channel

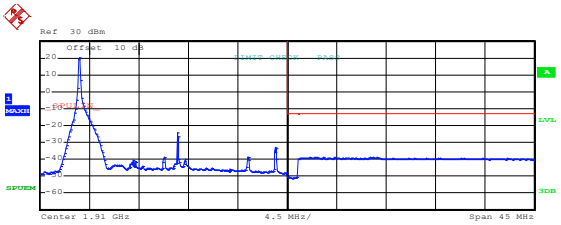

Start [Hz]	Stop [Hz]	RBW [Hz]	Freq [Hz]	PwrAbs [dBm]	ΔLimit [dB]
1.888 G	1.910 G	100.00 k	1.891078 G	20.22	-12.78
1.910 G	1.911 G	30.00 k	1.910219 G	-50.24	-37.24
1.911 G	1.933 G	1.00 M	1.917515 G	-38.65	-25.65

Date: 28.JUN.2020 16:35:00

Highest channel

QPSK & RB Size 100

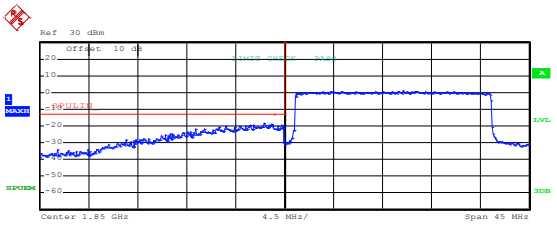

Start [Hz]	Stop [Hz]	RBW [Hz]	Freq [Hz]	PwrAbs [dBm]	ΔLimit [dB]
1.827 G	1.849 G	1.00 M	1.848097 G	-18.00	-5.00
1.849 G	1.850 G	300.00 k	1.849709 G	-19.61	-6.61
1.850 G	1.873 G	100.00 k	1.860890 G	0.99	-32.01

Date: 28.JUN.2020 16:34:28

Lowest channel

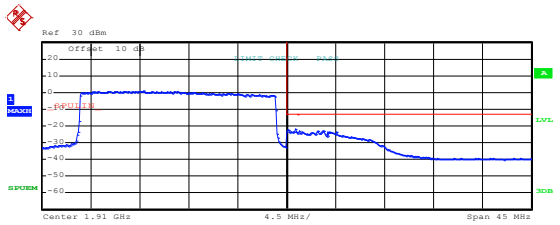

Start [Hz]	Stop [Hz]	RBW [Hz]	Freq [Hz]	PwrAbs [dBm]	ΔLimit [dB]
1.888 G	1.910 G	100.00 k	1.896838 G	0.84	-32.16
1.910 G	1.911 G	300.00 k	1.910807 G	-21.92	-8.92
1.911 G	1.933 G	1.00 M	1.912892 G	-22.99	-9.99

Date: 28.JUN.2020 16:35:17

Highest channel

LTE Band 4 part:

LTE Band 4, BW: 1.4MHz
16QAM & RB Size 1

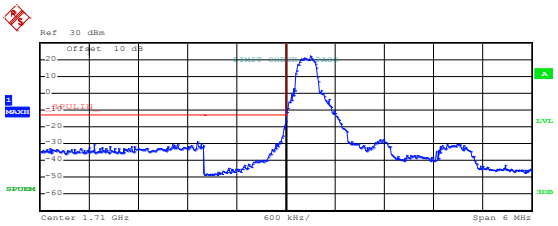

Start [Hz]	Stop [Hz]	RBW [Hz]	Freq [Hz]	PwrAbs [dBm]	ΔLimit [dB]
1.707 G	1.709 G	1.00 M	1.708916 G	-28.65	-15.65
1.709 G	1.710 G	30.00 k	1.709999 G	-19.19	-6.19
1.710 G	1.713 G	100.00 k	1.710294 G	21.83	-11.17

Date: 28.JUN.2020 16:24:30

Lowest channel

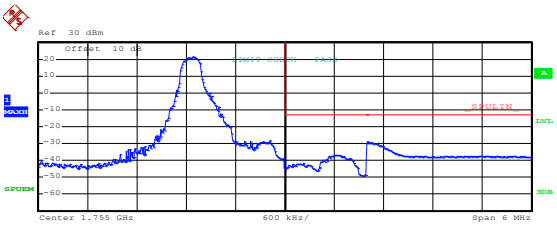

Start [Hz]	Stop [Hz]	RBW [Hz]	Freq [Hz]	PwrAbs [dBm]	ΔLimit [dB]
1.752 G	1.755 G	100.00 k	1.753884 G	21.33	-11.67
1.755 G	1.756 G	30.00 k	1.755649 G	-36.92	-23.92
1.756 G	1.758 G	1.00 M	1.756002 G	-29.01	-16.01

Date: 28.JUN.2020 16:25:34

Highest channel

16QAM & RB Size 6

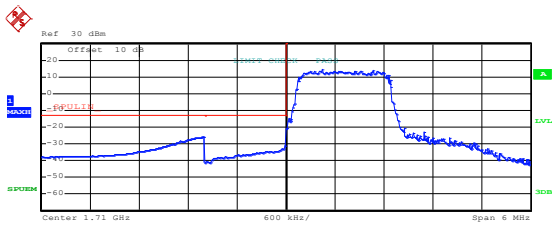

Start [Hz]	Stop [Hz]	RBW [Hz]	Freq [Hz]	PwrAbs [dBm]	ΔLimit [dB]
1.707 G	1.709 G	1.00 M	1.709000 G	-25.59	-12.59
1.709 G	1.710 G	30.00 k	1.709992 G	-31.30	-18.30
1.710 G	1.713 G	100.00 k	1.710447 G	14.46	-18.54

Date: 28.JUN.2020 16:24:53

Lowest channel

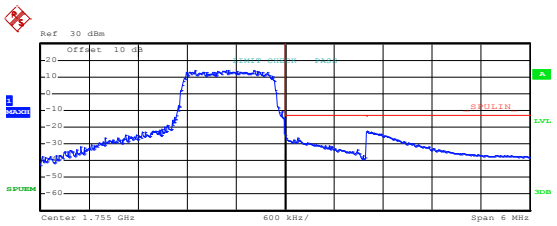

Start [Hz]	Stop [Hz]	RBW [Hz]	Freq [Hz]	PwrAbs [dBm]	ΔLimit [dB]
1.752 G	1.755 G	100.00 k	1.753893 G	14.13	-18.87
1.755 G	1.756 G	30.00 k	1.755009 G	-25.29	-12.29
1.756 G	1.758 G	1.00 M	1.756012 G	-22.46	-9.46

Date: 28.JUN.2020 16:25:20

Highest channel

LTE Band 4, BW: 1.4MHz

QPSK & RB Size 1

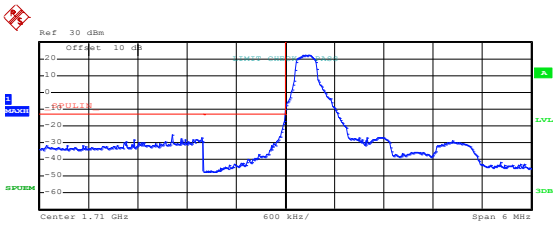

Start [Hz]	Stop [Hz]	RBW [Hz]	Freq [Hz]	PwrAbs [dBm]	Δ Limit [dB]
1.707 G	1.709 G	1.00 M	1.708624 G	-25.46	-12.46
1.709 G	1.710 G	30.00 k	1.709999 G	-17.20	-4.20
1.710 G	1.713 G	100.00 k	1.710294 G	22.05	-10.95

Date: 28.JUN.2020 16:24:24

Lowest channel

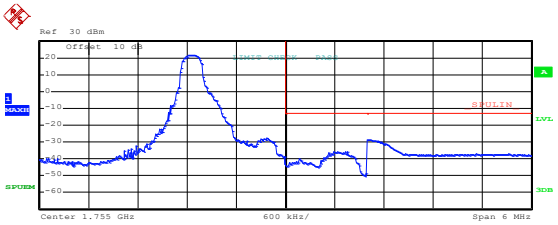

Start [Hz]	Stop [Hz]	RBW [Hz]	Freq [Hz]	PwrAbs [dBm]	Δ Limit [dB]
1.752 G	1.755 G	100.00 k	1.753875 G	21.71	-11.29
1.755 G	1.756 G	30.00 k	1.755636 G	-35.64	-22.64
1.756 G	1.758 G	1.00 M	1.756002 G	-28.65	-15.65

Date: 28.JUN.2020 16:25:27

Highest channel

QPSK & RB Size 6

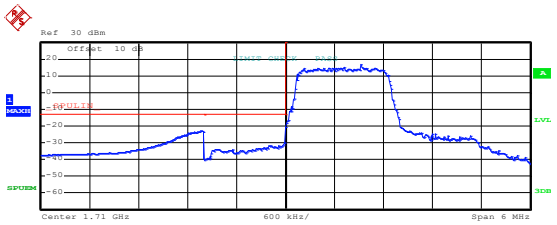

Start [Hz]	Stop [Hz]	RBW [Hz]	Freq [Hz]	PwrAbs [dBm]	Δ Limit [dB]
1.707 G	1.709 G	1.00 M	1.708968 G	-23.13	-10.13
1.709 G	1.710 G	30.00 k	1.709992 G	-30.31	-17.31
1.710 G	1.713 G	100.00 k	1.710927 G	16.88	-16.12

Date: 28.JUN.2020 16:24:48

Lowest channel

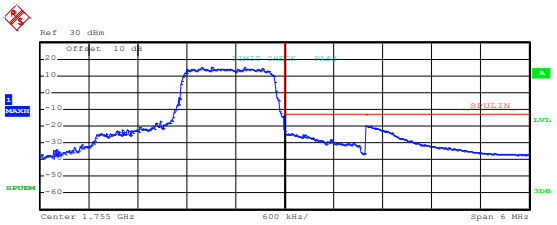

Start [Hz]	Stop [Hz]	RBW [Hz]	Freq [Hz]	PwrAbs [dBm]	Δ Limit [dB]
1.752 G	1.755 G	100.00 k	1.754109 G	15.37	-17.63
1.755 G	1.756 G	30.00 k	1.755004 G	-23.32	-10.32
1.756 G	1.758 G	1.00 M	1.756006 G	-20.23	-7.23

Date: 28.JUN.2020 16:25:15

Highest channel

LTE Band 4, BW: 20MHz
16QAM & RB Size 1

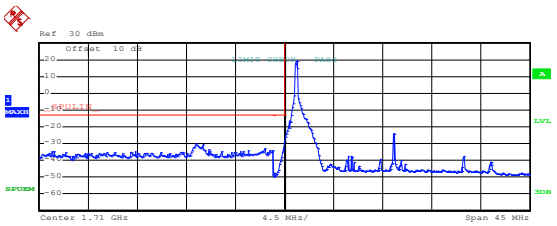

Start [Hz]	Stop [Hz]	RBW [Hz]	Freq [Hz]	PwrAbs [dBm]	ΔLimit [dB]
1.688 G	1.709 G	1.00 M	1.701841 G	-29.69	-16.69
1.709 G	1.710 G	30.00 k	1.709992 G	-32.96	-19.96
1.710 G	1.732 G	100.00 k	1.711057 G	18.97	-14.03

Date: 28.JUN.2020 16:35:59

Lowest channel

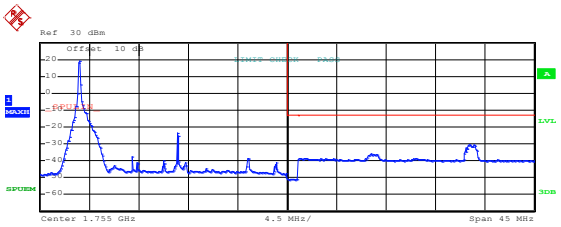

Start [Hz]	Stop [Hz]	RBW [Hz]	Freq [Hz]	PwrAbs [dBm]	ΔLimit [dB]
1.732 G	1.755 G	100.00 k	1.736055 G	19.31	-13.69
1.755 G	1.756 G	30.00 k	1.755083 G	-50.05	-37.05
1.756 G	1.778 G	1.00 M	1.771609 G	-30.27	-17.27

Date: 28.JUN.2020 16:36:38

Highest channel

16QAM & RB Size 100

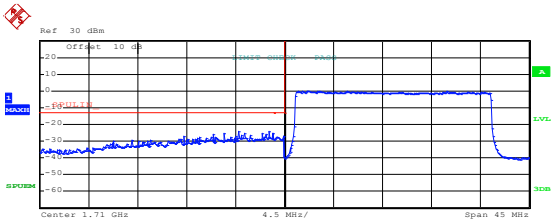

Start [Hz]	Stop [Hz]	RBW [Hz]	Freq [Hz]	PwrAbs [dBm]	ΔLimit [dB]
1.688 G	1.709 G	1.00 M	1.708570 G	-24.32	-11.32
1.709 G	1.710 G	300.00 k	1.709915 G	-26.90	-13.90
1.710 G	1.732 G	100.00 k	1.713218 G	0.01	-32.99

Date: 28.JUN.2020 16:36:18

Lowest channel

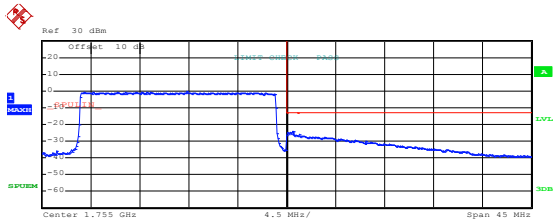

Start [Hz]	Stop [Hz]	RBW [Hz]	Freq [Hz]	PwrAbs [dBm]	ΔLimit [dB]
1.732 G	1.755 G	100.00 k	1.745775 G	-0.40	-33.40
1.755 G	1.756 G	300.00 k	1.755535 G	-23.97	-10.97
1.756 G	1.778 G	1.00 M	1.756172 G	-25.95	-12.95

Date: 28.JUN.2020 16:36:56

Highest channel

LTE Band 4, BW: 20MHz

QPSK & RB Size 1

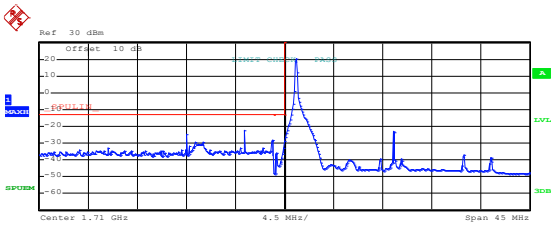

Start [Hz]	Stop [Hz]	RBW [Hz]	Freq [Hz]	PwrAbs [dBm]	ΔLimit [dB]
1.688 G	1.709 G	1.00 M	1.706248 G	-22.56	-9.56
1.709 G	1.710 G	30.00 k	1.709866 G	-32.65	-19.65
1.710 G	1.732 G	100.00 k	1.711080 G	20.38	-12.62

Date: 28.JUN.2020 16:35:52

Lowest channel

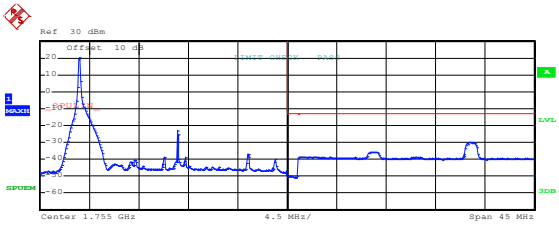

Start [Hz]	Stop [Hz]	RBW [Hz]	Freq [Hz]	PwrAbs [dBm]	ΔLimit [dB]
1.732 G	1.755 G	100.00 k	1.736100 G	20.26	-12.74
1.755 G	1.756 G	30.00 k	1.755881 G	-49.73	-36.73
1.756 G	1.778 G	1.00 M	1.771652 G	-29.86	-16.86

Date: 28.JUN.2020 16:36:33

Highest channel

QPSK & RB Size 100

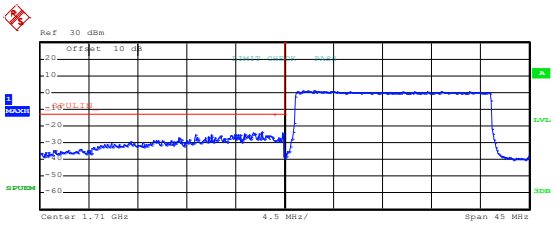

Start [Hz]	Stop [Hz]	RBW [Hz]	Freq [Hz]	PwrAbs [dBm]	ΔLimit [dB]
1.688 G	1.709 G	1.00 M	1.707904 G	-23.46	-10.46
1.709 G	1.710 G	300.00 k	1.709794 G	-24.08	-11.08
1.710 G	1.732 G	100.00 k	1.712700 G	0.97	-32.03

Date: 28.JUN.2020 16:36:10

Lowest channel

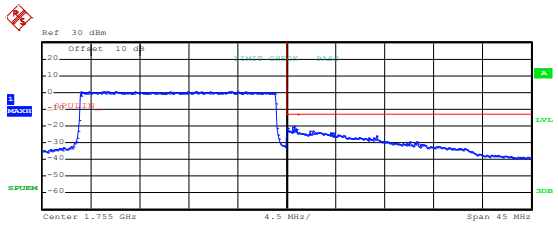

Start [Hz]	Stop [Hz]	RBW [Hz]	Freq [Hz]	PwrAbs [dBm]	ΔLimit [dB]
1.732 G	1.755 G	100.00 k	1.745888 G	0.60	-32.40
1.755 G	1.756 G	300.00 k	1.755675 G	-20.23	-7.23
1.756 G	1.778 G	1.00 M	1.757376 G	-22.77	-9.77

Date: 28.JUN.2020 16:36:51

Highest channel

LTE Band 5 part:

LTE Band 5, BW: 1.4MHz
16QAM & RB Size 1

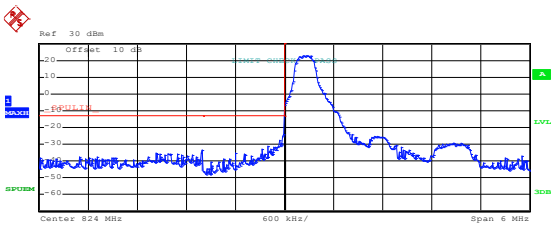

Start [Hz]	Stop [Hz]	RBW [Hz]	Freq [Hz]	PwrAbs [dBm]	ΔLimit [dB]
821.000 M	823.000 M	100.00 k	822.998000 M	-33.51	-20.51
823.000 M	824.000 M	30.00 k	823.975806 M	-24.62	-11.62
824.000 M	827.000 M	100.00 k	824.285000 M	22.78	-10.22

Date: 28.JUN.2020 16:22:27

Lowest channel

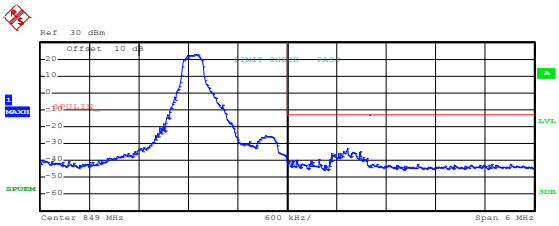

Start [Hz]	Stop [Hz]	RBW [Hz]	Freq [Hz]	PwrAbs [dBm]	ΔLimit [dB]
846.000 M	849.000 M	100.00 k	847.893000 M	22.77	-10.23
849.000 M	850.000 M	30.00 k	849.725806 M	-32.77	-19.77
850.000 M	852.000 M	100.00 k	850.086000 M	-42.18	-29.18

Date: 28.JUN.2020 16:23:46

Highest channel

16QAM & RB Size 6

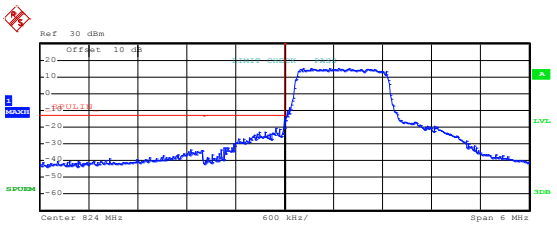

Start [Hz]	Stop [Hz]	RBW [Hz]	Freq [Hz]	PwrAbs [dBm]	ΔLimit [dB]
821.000 M	823.000 M	100.00 k	822.850000 M	-33.63	-20.63
823.000 M	824.000 M	30.00 k	823.975806 M	-20.31	-7.31
824.000 M	827.000 M	100.00 k	824.318000 M	15.29	-17.71

Date: 28.JUN.2020 16:22:42

Lowest channel

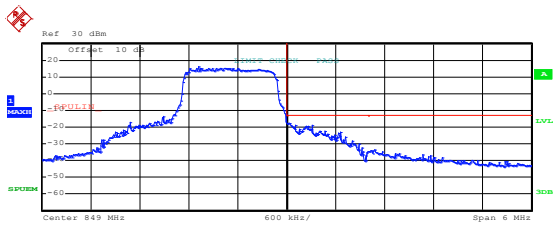

Start [Hz]	Stop [Hz]	RBW [Hz]	Freq [Hz]	PwrAbs [dBm]	ΔLimit [dB]
846.000 M	849.000 M	100.00 k	847.914000 M	16.35	-16.65
849.000 M	850.000 M	30.00 k	849.032258 M	-16.44	-3.44
850.000 M	852.000 M	100.00 k	850.076000 M	-33.73	-20.73

Date: 28.JUN.2020 16:23:14

Highest channel

LTE Band 5, BW: 1.4MHz

QPSK & RB Size 1

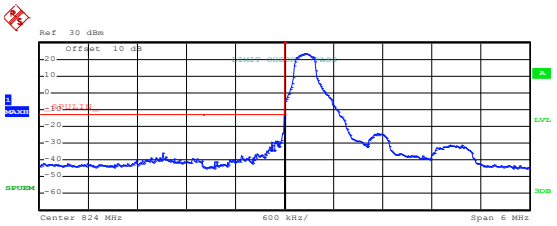

Start [Hz]	Stop [Hz]	RBW [Hz]	Freq [Hz]	PwrAbs [dBm]	ΔLimit [dB]
821.000 M	823.000 M	100.00 k	822.512000 M	-36.02	-23.02
823.000 M	824.000 M	30.00 k	823.967742 M	-24.38	-11.38
824.000 M	827.000 M	100.00 k	824.261000 M	23.33	-9.67

Date: 28.JUN.2020 16:22:17

Lowest channel

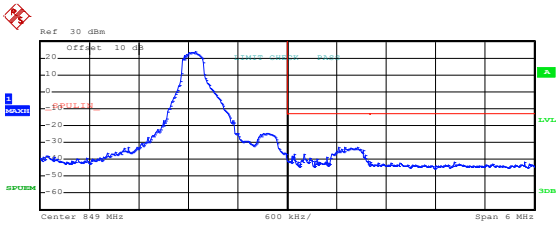

Start [Hz]	Stop [Hz]	RBW [Hz]	Freq [Hz]	PwrAbs [dBm]	ΔLimit [dB]
846.000 M	849.000 M	100.00 k	847.887000 M	23.59	-9.41
849.000 M	850.000 M	30.00 k	849.685484 M	-32.67	-19.67
850.000 M	852.000 M	100.00 k	851.030000 M	-41.49	-28.49

Date: 28.JUN.2020 16:23:38

Highest channel

QPSK & RB Size 6

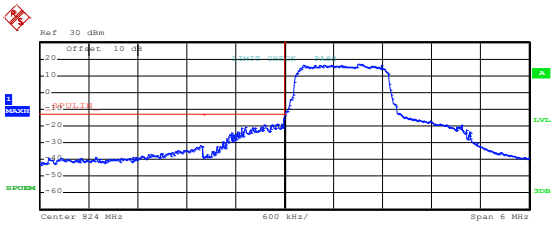

Start [Hz]	Stop [Hz]	RBW [Hz]	Freq [Hz]	PwrAbs [dBm]	ΔLimit [dB]
821.000 M	823.000 M	100.00 k	822.962000 M	-31.45	-18.45
823.000 M	824.000 M	30.00 k	823.983871 M	-18.47	-5.47
824.000 M	827.000 M	100.00 k	824.927000 M	17.03	-15.97

Date: 28.JUN.2020 16:22:36

Lowest channel

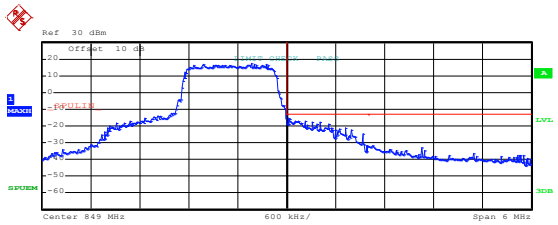

Start [Hz]	Stop [Hz]	RBW [Hz]	Freq [Hz]	PwrAbs [dBm]	ΔLimit [dB]
846.000 M	849.000 M	100.00 k	848.571000 M	17.43	-15.57
849.000 M	850.000 M	30.00 k	849.016129 M	-15.37	-2.37
850.000 M	852.000 M	100.00 k	850.060000 M	-31.68	-18.68

Date: 28.JUN.2020 16:23:29

Highest channel

LTE Band 5, BW: 10MHz
16QAM & RB Size 1

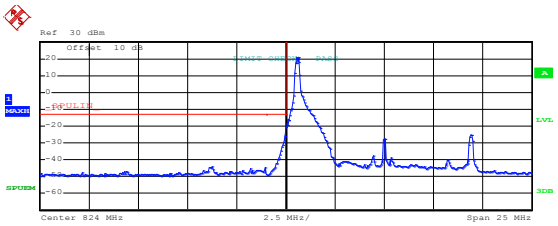

Start [Hz]	Stop [Hz]	RBW [Hz]	Freq [Hz]	PwrAbs [dBm]	ΔLimit [dB]
811.500 M	823.000 M	100.00 k	820.263000 M	-43.96	-30.96
823.000 M	824.000 M	30.00 k	823.995000 M	-26.07	-13.07
824.000 M	836.500 M	100.00 k	824.625000 M	20.82	-12.18

Date: 28.JUN.2020 16:20:17

Lowest channel

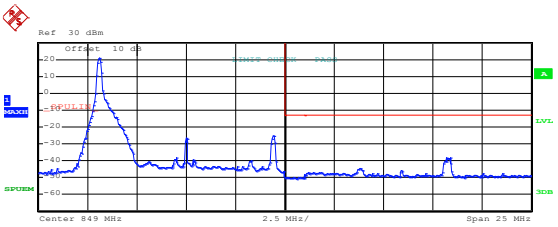

Start [Hz]	Stop [Hz]	RBW [Hz]	Freq [Hz]	PwrAbs [dBm]	ΔLimit [dB]
836.500 M	849.000 M	100.00 k	839.575000 M	20.86	-12.14
849.000 M	850.000 M	30.00 k	849.442000 M	-49.00	-36.00
850.000 M	861.500 M	100.00 k	857.210500 M	-38.00	-25.00

Date: 28.JUN.2020 16:21:04

Highest channel

16QAM & RB Size 50

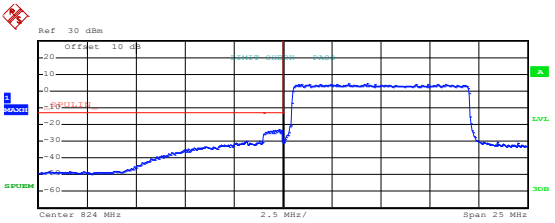

Start [Hz]	Stop [Hz]	RBW [Hz]	Freq [Hz]	PwrAbs [dBm]	ΔLimit [dB]
811.500 M	823.000 M	100.00 k	822.114500 M	-29.86	-16.86
823.000 M	824.000 M	300.00 k	823.798387 M	-23.15	-10.15
824.000 M	836.500 M	100.00 k	828.312500 M	4.37	-28.63

Date: 28.JUN.2020 16:20:46

Lowest channel

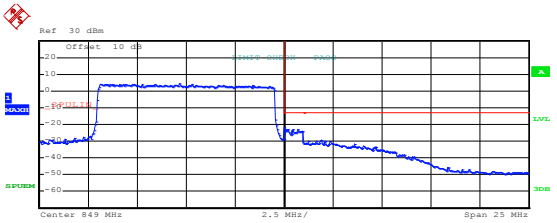

Start [Hz]	Stop [Hz]	RBW [Hz]	Freq [Hz]	PwrAbs [dBm]	ΔLimit [dB]
836.500 M	849.000 M	100.00 k	843.650000 M	4.45	-28.55
849.000 M	850.000 M	300.00 k	849.104839 M	-22.64	-9.64
850.000 M	861.500 M	100.00 k	850.885500 M	-29.41	-16.41

Date: 28.JUN.2020 16:21:24

Highest channel

LTE Band 5, BW: 10MHz

QPSK & RB Size 1

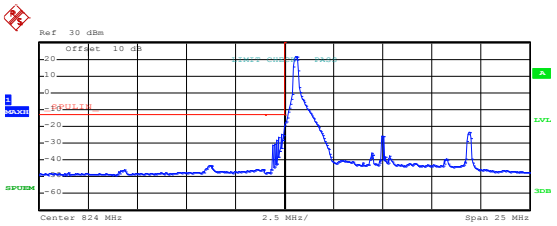

Start [Hz]	Stop [Hz]	RBW [Hz]	Freq [Hz]	PwrAbs [dBm]	ΔLimit [dB]
811.500 M	823.000 M	100.00 k	820.171000 M	-43.29	-30.29
823.000 M	824.000 M	30.00 k	823.835000 M	-24.40	-11.40
824.000 M	836.500 M	100.00 k	824.575000 M	21.76	-11.24

Date: 28.JUN.2020 16:20:12

Lowest channel

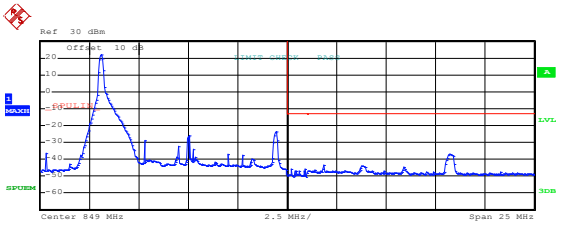

Start [Hz]	Stop [Hz]	RBW [Hz]	Freq [Hz]	PwrAbs [dBm]	ΔLimit [dB]
836.500 M	849.000 M	100.00 k	839.600000 M	21.97	-11.03
849.000 M	850.000 M	30.00 k	849.877000 M	-45.78	-32.78
850.000 M	861.500 M	100.00 k	857.210500 M	-37.13	-24.13

Date: 28.JUN.2020 16:20:59

Highest channel

QPSK & RB Size 50

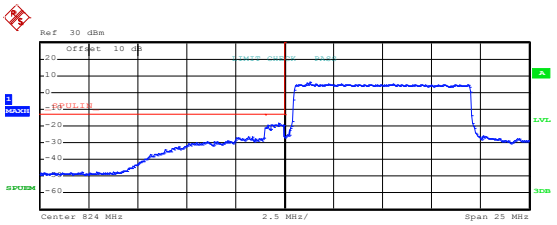

Start [Hz]	Stop [Hz]	RBW [Hz]	Freq [Hz]	PwrAbs [dBm]	ΔLimit [dB]
811.500 M	823.000 M	100.00 k	822.356000 M	-26.65	-13.65
823.000 M	824.000 M	300.00 k	823.685484 M	-18.21	-5.21
824.000 M	836.500 M	100.00 k	825.275000 M	6.14	-26.86

Date: 28.JUN.2020 16:20:41

Lowest channel

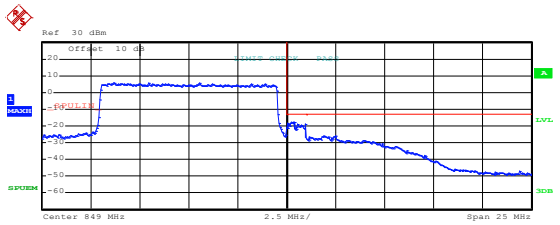

Start [Hz]	Stop [Hz]	RBW [Hz]	Freq [Hz]	PwrAbs [dBm]	ΔLimit [dB]
836.500 M	849.000 M	100.00 k	841.962500 M	5.73	-27.27
849.000 M	850.000 M	300.00 k	849.354839 M	-17.55	-4.55
850.000 M	861.500 M	100.00 k	851.472000 M	-26.07	-13.07

Date: 28.JUN.2020 16:21:20

Highest channel

LTE Band 7 part:

LTE Band 7, BW: 5MHz
16QAM & RB Size 1

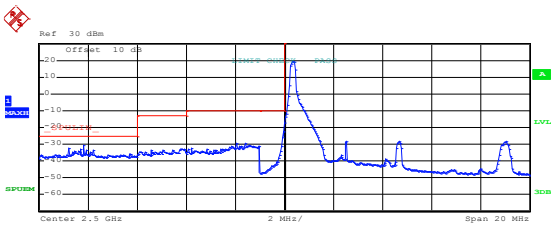

Start [Hz]	Stop [Hz]	RBW [Hz]	Freq [Hz]	PwrAbs [dBm]	ΔLimit [dB]
2.490 G	2.494 G	1.00 M	2.491816 G	-30.46	-5.46
2.494 G	2.496 G	1.00 M	2.495908 G	-32.68	-19.68
2.496 G	2.499 G	1.00 M	2.498043 G	-29.26	-19.26
2.499 G	2.500 G	30.00 k	2.499996 G	-22.06	-12.06
2.500 G	2.510 G	100.00 k	2.500350 G	19.32	-13.68

Date: 28.JUN.2020 16:08:18

Lowest channel

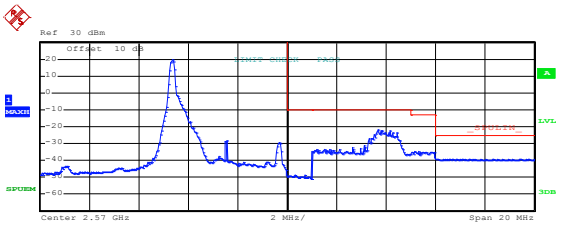

Start [Hz]	Stop [Hz]	RBW [Hz]	Freq [Hz]	PwrAbs [dBm]	ΔLimit [dB]
2.560 G	2.570 G	100.00 k	2.565360 G	19.60	-13.40
2.570 G	2.571 G	30.00 k	2.570278 G	-48.43	-38.43
2.571 G	2.575 G	1.00 M	2.573696 G	-21.87	-11.87
2.575 G	2.576 G	1.00 M	2.575333 G	-34.60	-21.60
2.576 G	2.580 G	1.00 M	2.577388 G	-38.94	-13.94

Date: 28.JUN.2020 16:09:32

Highest channel

16QAM & RB Size 25

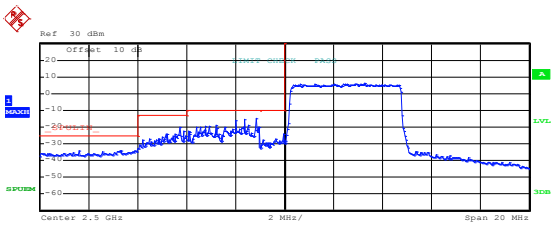

Start [Hz]	Stop [Hz]	RBW [Hz]	Freq [Hz]	PwrAbs [dBm]	ΔLimit [dB]
2.490 G	2.494 G	1.00 M	2.493320 G	-33.77	-8.77
2.494 G	2.496 G	1.00 M	2.495726 G	-20.00	-7.00
2.496 G	2.499 G	1.00 M	2.498838 G	-14.93	-4.93
2.499 G	2.500 G	100.00 k	2.499990 G	-24.35	-14.35
2.500 G	2.510 G	100.00 k	2.503260 G	6.11	-26.89

Date: 28.JUN.2020 16:08:47

Lowest channel

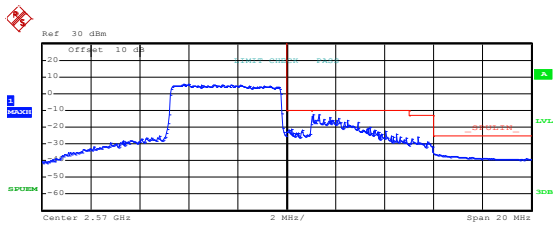

Start [Hz]	Stop [Hz]	RBW [Hz]	Freq [Hz]	PwrAbs [dBm]	ΔLimit [dB]
2.560 G	2.570 G	100.00 k	2.565800 G	5.70	-27.30
2.570 G	2.571 G	100.00 k	2.570206 G	-21.42	-11.42
2.571 G	2.575 G	1.00 M	2.571080 G	-12.60	-2.60
2.575 G	2.576 G	1.00 M	2.575376 G	-25.88	-12.88
2.576 G	2.580 G	1.00 M	2.576240 G	-35.64	-10.64

Date: 28.JUN.2020 16:10:14

Highest channel

LTE Band 7, BW: 5MHz
QPSK & RB Size 1

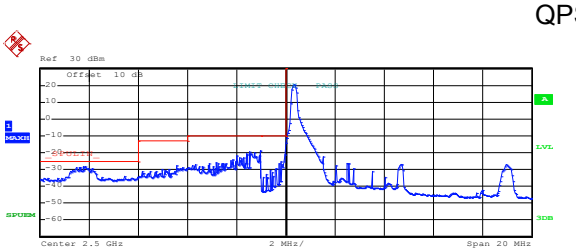

Start [Hz]	Stop [Hz]	RBW [Hz]	Freq [Hz]	PwrAbs [dBm]	ΔLimit [dB]
2.490 G	2.494 G	1.00 M	2.491764 G	-28.10	-3.10
2.494 G	2.496 G	1.00 M	2.495570 G	-27.37	-14.37
2.496 G	2.499 G	1.00 M	2.498946 G	-18.93	-8.93
2.499 G	2.500 G	30.00 k	2.499969 G	-21.34	-11.34
2.500 G	2.510 G	100.00 k	2.500340 G	20.35	-12.65

Date: 28.JUN.2020 16:08:08

Lowest channel

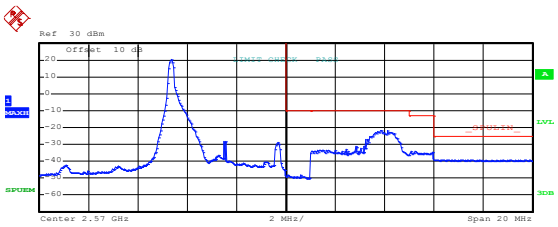

Start [Hz]	Stop [Hz]	RBW [Hz]	Freq [Hz]	PwrAbs [dBm]	ΔLimit [dB]
2.560 G	2.570 G	100.00 k	2.565350 G	20.12	-12.88
2.570 G	2.571 G	30.00 k	2.570603 G	-48.30	-38.30
2.571 G	2.575 G	1.00 M	2.573892 G	-21.59	-11.59
2.575 G	2.576 G	1.00 M	2.575066 G	-34.01	-21.01
2.576 G	2.580 G	1.00 M	2.576432 G	-39.01	-14.01

Date: 28.JUN.2020 16:09:25

Highest channel

QPSK & RB Size 25

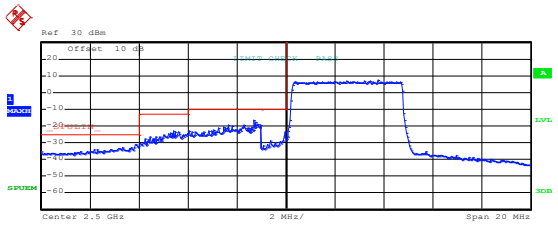

Start [Hz]	Stop [Hz]	RBW [Hz]	Freq [Hz]	PwrAbs [dBm]	ΔLimit [dB]
2.490 G	2.494 G	1.00 M	2.493836 G	-31.28	-6.28
2.494 G	2.496 G	1.00 M	2.495384 G	-22.74	-9.74
2.496 G	2.499 G	1.00 M	2.498667 G	-16.40	-6.40
2.499 G	2.500 G	100.00 k	2.499995 G	-23.58	-13.58
2.500 G	2.510 G	100.00 k	2.503770 G	7.20	-25.80

Date: 28.JUN.2020 16:08:38

Lowest channel

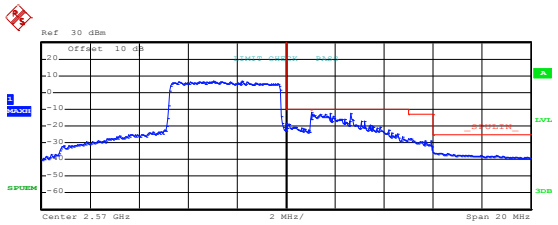

Start [Hz]	Stop [Hz]	RBW [Hz]	Freq [Hz]	PwrAbs [dBm]	ΔLimit [dB]
2.560 G	2.570 G	100.00 k	2.567020 G	6.88	-26.12
2.570 G	2.571 G	100.00 k	2.570011 G	-18.15	-8.15
2.571 G	2.575 G	1.00 M	2.571048 G	-11.78	-1.78
2.575 G	2.576 G	1.00 M	2.575136 G	-27.33	-14.33
2.576 G	2.580 G	1.00 M	2.576012 G	-35.16	-10.16

Date: 28.JUN.2020 16:09:55

Highest channel

LTE Band 7, BW: 20MHz
16QAM & RB Size 1

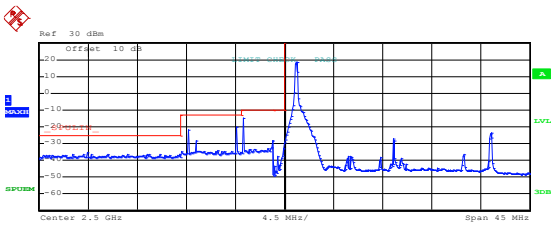

Start [Hz]	Stop [Hz]	RBW [Hz]	Freq [Hz]	PwrAbs [dBm]	ΔLimit [dB]
2.478 G	2.490 G	1.00 M	2.481933 G	-35.14	-10.14
2.490 G	2.496 G	1.00 M	2.495615 G	-20.27	-7.27
2.496 G	2.499 G	1.00 M	2.496174 G	-14.97	-4.97
2.499 G	2.500 G	30.00 k	2.499994 G	-33.00	-23.00
2.500 G	2.523 G	100.00 k	2.501057 G	18.69	-14.31

Date: 29.JUN.2020 22:20:42

Lowest channel

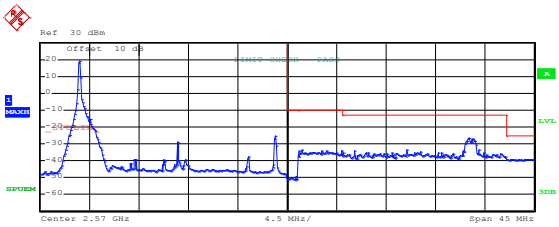

Start [Hz]	Stop [Hz]	RBW [Hz]	Freq [Hz]	PwrAbs [dBm]	ΔLimit [dB]
2.547 G	2.570 G	100.00 k	2.551100 G	19.19	-13.81
2.570 G	2.571 G	30.00 k	2.570786 G	-49.51	-39.51
2.571 G	2.575 G	1.00 M	2.571352 G	-33.58	-23.58
2.575 G	2.590 G	1.00 M	2.586580 G	-26.29	-13.29
2.590 G	2.592 G	1.00 M	2.592135 G	-39.07	-14.07

Date: 29.JUN.2020 22:21:43

Highest channel

16QAM & RB Size 100

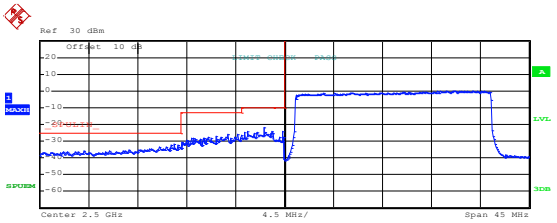

Start [Hz]	Stop [Hz]	RBW [Hz]	Freq [Hz]	PwrAbs [dBm]	ΔLimit [dB]
2.478 G	2.490 G	1.00 M	2.489811 G	-31.91	-6.91
2.490 G	2.496 G	1.00 M	2.495665 G	-25.64	-12.64
2.496 G	2.499 G	1.00 M	2.498070 G	-21.89	-11.89
2.499 G	2.500 G	300.00 k	2.499844 G	-23.99	-13.99
2.500 G	2.523 G	100.00 k	2.514918 G	0.07	-32.93

Date: 29.JUN.2020 22:21:17

Lowest channel

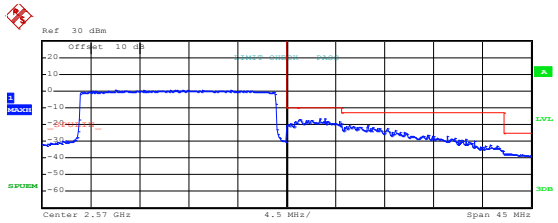

Start [Hz]	Stop [Hz]	RBW [Hz]	Freq [Hz]	PwrAbs [dBm]	ΔLimit [dB]
2.547 G	2.570 G	100.00 k	2.560888 G	0.75	-32.25
2.570 G	2.571 G	300.00 k	2.570790 G	-18.25	-8.25
2.571 G	2.575 G	1.00 M	2.573520 G	-16.38	-6.38
2.575 G	2.590 G	1.00 M	2.575045 G	-19.52	-6.52
2.590 G	2.592 G	1.00 M	2.590205 G	-37.26	-12.26

Date: 29.JUN.2020 22:22:04

Highest channel

LTE Band 7, BW: 20MHz

QPSK & RB Size 1

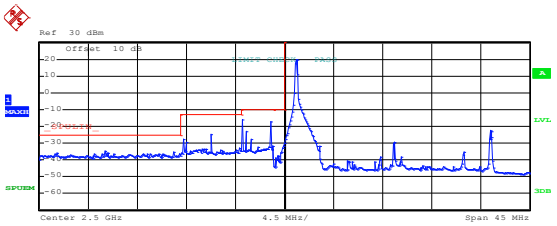

Start [Hz]	Stop [Hz]	RBW [Hz]	Freq [Hz]	PwrAbs [dBm]	ΔLimit [dB]
2.478 G	2.490 G	1.00 M	2.483519 G	-34.63	-9.63
2.490 G	2.496 G	1.00 M	2.493234 G	-24.50	-11.50
2.496 G	2.499 G	1.00 M	2.496144 G	-15.86	-5.86
2.499 G	2.500 G	30.00 k	2.499922 G	-31.61	-21.61
2.500 G	2.523 G	100.00 k	2.501125 G	19.48	-13.52

Date: 29.JUN.2020 22:20:54

Lowest channel

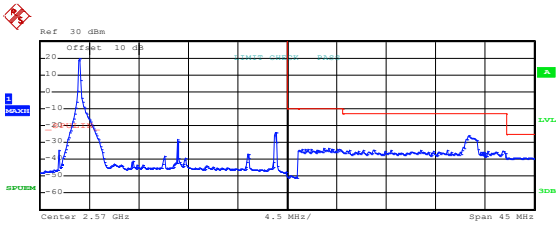

Start [Hz]	Stop [Hz]	RBW [Hz]	Freq [Hz]	PwrAbs [dBm]	ΔLimit [dB]
2.547 G	2.570 G	100.00 k	2.551077 G	20.05	-12.95
2.570 G	2.571 G	30.00 k	2.570149 G	-49.72	-39.72
2.571 G	2.575 G	1.00 M	2.573752 G	-33.37	-23.37
2.575 G	2.590 G	1.00 M	2.586520 G	-25.60	-12.60
2.590 G	2.592 G	1.00 M	2.590925 G	-39.04	-14.04

Date: 29.JUN.2020 22:21:35

Highest channel

QPSK & RB Size 100

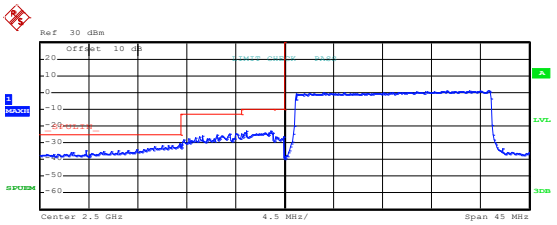

Start [Hz]	Stop [Hz]	RBW [Hz]	Freq [Hz]	PwrAbs [dBm]	ΔLimit [dB]
2.478 G	2.490 G	1.00 M	2.490435 G	-30.52	-5.52
2.490 G	2.496 G	1.00 M	2.495626 G	-24.54	-11.54
2.496 G	2.499 G	1.00 M	2.496474 G	-22.64	-12.64
2.499 G	2.500 G	300.00 k	2.499990 G	-26.26	-16.26
2.500 G	2.523 G	100.00 k	2.516987 G	1.07	-31.93

Date: 29.JUN.2020 22:21:09

Lowest channel

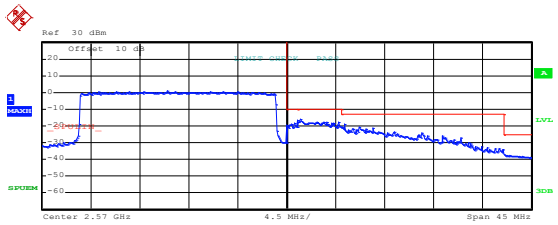

Start [Hz]	Stop [Hz]	RBW [Hz]	Freq [Hz]	PwrAbs [dBm]	ΔLimit [dB]
2.547 G	2.570 G	100.00 k	2.558975 G	0.89	-32.11
2.570 G	2.571 G	300.00 k	2.570733 G	-18.19	-8.19
2.571 G	2.575 G	1.00 M	2.571296 G	-16.16	-6.16
2.575 G	2.590 G	1.00 M	2.575270 G	-18.60	-5.60
2.590 G	2.592 G	1.00 M	2.590003 G	-37.11	-12.11

Date: 29.JUN.2020 22:21:58

Highest channel

LTE band 12 part:

LTE Band 12, BW: 1.4MHz
16QAM & RB Size 1

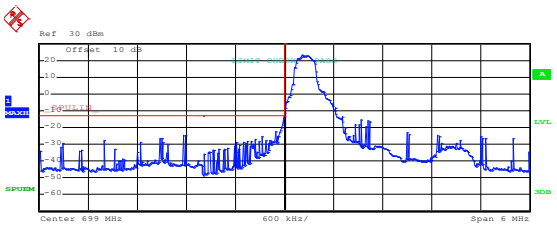

Start [Hz]	Stop [Hz]	RBW [Hz]	Freq [Hz]	PwrAbs [dBm]	ΔLimit [dB]
696.000 M	698.000 M	100.00 k	697.790000 M	-24.43	-11.43
698.000 M	699.000 M	30.00 k	698.993000 M	-14.50	-1.50
699.000 M	702.000 M	100.00 k	699.213000 M	23.01	-9.99

Date: 28.JUN.2020 16:30:46

Lowest channel

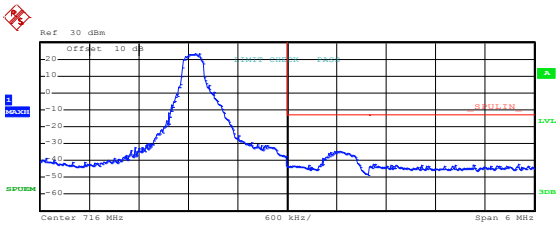

Start [Hz]	Stop [Hz]	RBW [Hz]	Freq [Hz]	PwrAbs [dBm]	ΔLimit [dB]
713.000 M	716.000 M	100.00 k	714.878000 M	23.45	-9.55
716.000 M	717.000 M	30.00 k	716.653000 M	-34.45	-21.45
717.000 M	719.000 M	100.00 k	717.038000 M	-42.36	-29.36

Date: 28.JUN.2020 16:31:51

Highest channel

16QAM & RB Size 6

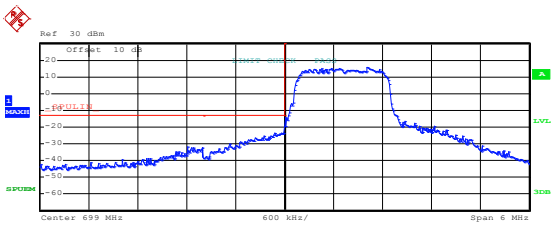

Start [Hz]	Stop [Hz]	RBW [Hz]	Freq [Hz]	PwrAbs [dBm]	ΔLimit [dB]
696.000 M	698.000 M	100.00 k	697.806000 M	-31.51	-18.51
698.000 M	699.000 M	30.00 k	698.885000 M	-23.28	-10.28
699.000 M	702.000 M	100.00 k	700.014000 M	15.57	-17.43

Date: 28.JUN.2020 16:31:00

Lowest channel

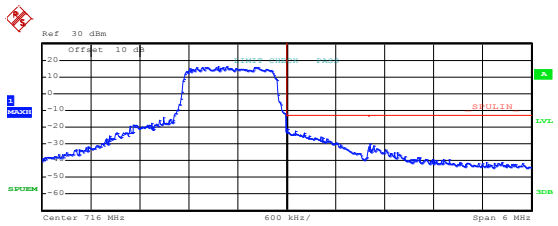

Start [Hz]	Stop [Hz]	RBW [Hz]	Freq [Hz]	PwrAbs [dBm]	ΔLimit [dB]
713.000 M	716.000 M	100.00 k	715.154000 M	16.36	-16.64
716.000 M	717.000 M	30.00 k	716.009000 M	-21.36	-8.36
717.000 M	719.000 M	100.00 k	717.018000 M	-29.94	-16.94

Date: 28.JUN.2020 16:31:24

Highest channel

LTE Band 12, BW: 1.4MHz

QPSK & RB Size 1

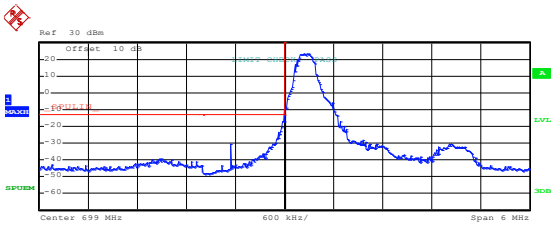

Start [Hz]	Stop [Hz]	RBW [Hz]	Freq [Hz]	PwrAbs [dBm]	ΔLimit [dB]
696.000 M	698.000 M	100.00 k	697.478000 M	-39.35	-26.35
698.000 M	699.000 M	30.00 k	698.976000 M	-16.80	-3.80
699.000 M	702.000 M	100.00 k	699.243000 M	23.37	-9.63

Date: 28.JUN.2020 16:30:24

Lowest channel

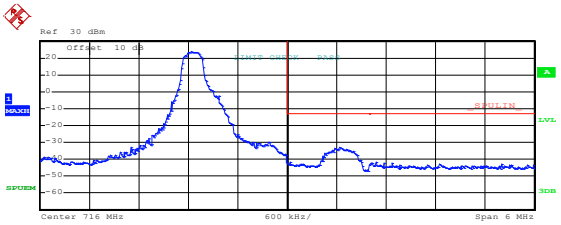

Start [Hz]	Stop [Hz]	RBW [Hz]	Freq [Hz]	PwrAbs [dBm]	ΔLimit [dB]
713.000 M	716.000 M	100.00 k	714.836000 M	23.70	-9.30
716.000 M	717.000 M	30.00 k	716.641000 M	-32.97	-19.97
717.000 M	719.000 M	100.00 k	717.080000 M	-41.71	-28.71

Date: 28.JUN.2020 16:31:42

Highest channel

QPSK & RB Size 6

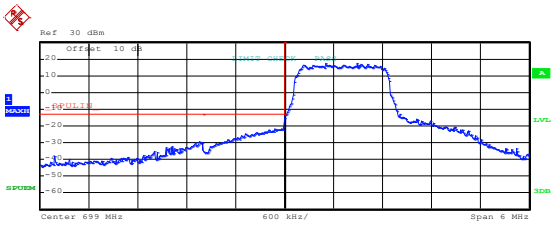

Start [Hz]	Stop [Hz]	RBW [Hz]	Freq [Hz]	PwrAbs [dBm]	ΔLimit [dB]
696.000 M	698.000 M	100.00 k	697.952000 M	-29.61	-16.61
698.000 M	699.000 M	30.00 k	698.991000 M	-20.81	-7.81
699.000 M	702.000 M	100.00 k	699.891000 M	17.20	-15.80

Date: 28.JUN.2020 16:30:55

Lowest channel

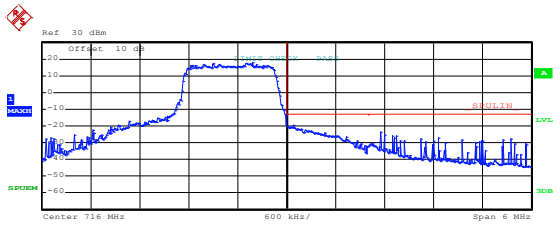

Start [Hz]	Stop [Hz]	RBW [Hz]	Freq [Hz]	PwrAbs [dBm]	ΔLimit [dB]
713.000 M	716.000 M	100.00 k	715.580000 M	17.84	-15.16
716.000 M	717.000 M	30.00 k	716.082000 M	-19.38	-6.38
717.000 M	719.000 M	100.00 k	717.146000 M	-23.30	-10.30

Date: 28.JUN.2020 16:31:18

Highest channel

LTE Band 12, BW: 10MHz
16QAM & RB Size 1

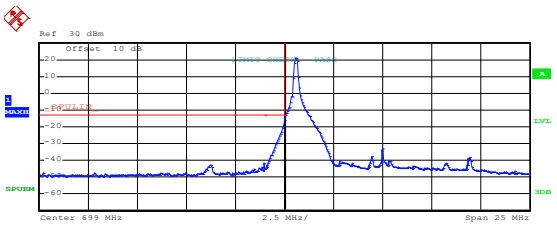

Start [Hz]	Stop [Hz]	RBW [Hz]	Freq [Hz]	PwrAbs [dBm]	ΔLimit [dB]
686.500 M	698.000 M	100.00 k	697.965500 M	-41.58	-28.58
698.000 M	699.000 M	30.00 k	698.986000 M	-19.64	-6.64
699.000 M	711.500 M	100.00 k	699.575000 M	20.95	-12.05

Date: 28.JUN.2020 16:18:25

Lowest channel

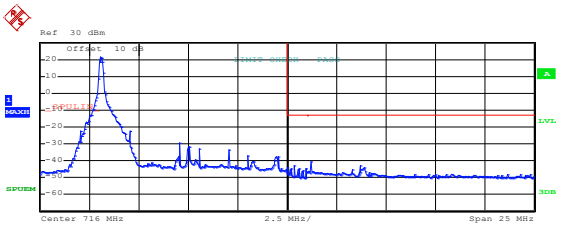

Start [Hz]	Stop [Hz]	RBW [Hz]	Freq [Hz]	PwrAbs [dBm]	ΔLimit [dB]
703.500 M	716.000 M	100.00 k	706.562500 M	21.46	-11.54
716.000 M	717.000 M	30.00 k	716.353000 M	-42.88	-29.88
717.000 M	728.500 M	100.00 k	717.172500 M	-40.53	-27.53

Date: 28.JUN.2020 16:19:17

Highest channel

16QAM & RB Size 50

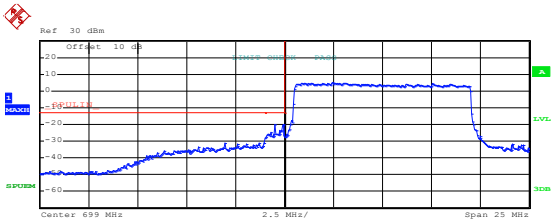

Start [Hz]	Stop [Hz]	RBW [Hz]	Freq [Hz]	PwrAbs [dBm]	ΔLimit [dB]
686.500 M	698.000 M	100.00 k	697.712500 M	-31.00	-18.00
698.000 M	699.000 M	300.00 k	698.991935 M	-19.80	-6.80
699.000 M	711.500 M	100.00 k	701.462500 M	4.92	-28.08

Date: 28.JUN.2020 16:18:58

Lowest channel

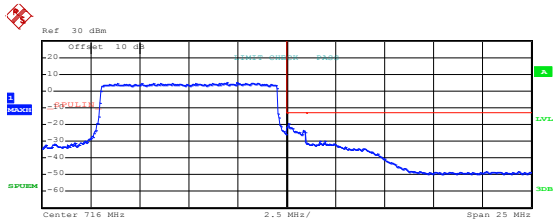

Start [Hz]	Stop [Hz]	RBW [Hz]	Freq [Hz]	PwrAbs [dBm]	ΔLimit [dB]
703.500 M	716.000 M	100.00 k	713.462500 M	5.25	-27.75
716.000 M	717.000 M	300.00 k	716.096774 M	-19.64	-6.64
717.000 M	728.500 M	100.00 k	717.920000 M	-30.16	-17.16

Date: 28.JUN.2020 16:19:39

Highest channel

LTE Band 12, BW: 10MHz

QPSK & RB Size 1

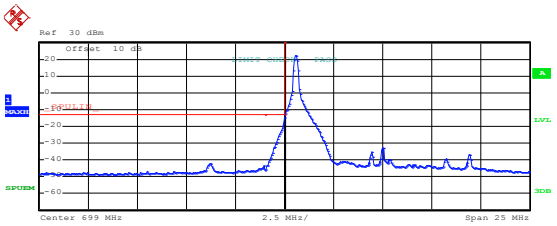

Start [Hz]	Stop [Hz]	RBW [Hz]	Freq [Hz]	PwrAbs [dBm]	Δ Limit [dB]
686.500 M	698.000 M	100.00 k	695.182500 M	-42.30	-29.30
698.000 M	699.000 M	30.00 k	698.990000 M	-18.40	-5.40
699.000 M	711.500 M	100.00 k	699.575000 M	22.39	-10.61

Date: 28.JUN.2020 16:18:18

Lowest channel

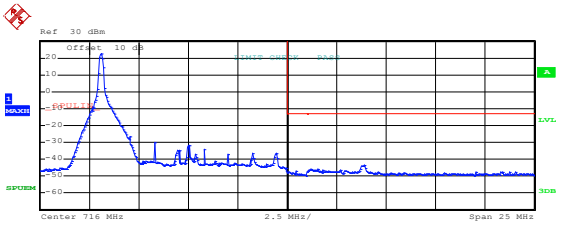

Start [Hz]	Stop [Hz]	RBW [Hz]	Freq [Hz]	PwrAbs [dBm]	Δ Limit [dB]
703.500 M	716.000 M	100.00 k	706.575000 M	22.62	-10.38
716.000 M	717.000 M	30.00 k	716.449000 M	-47.08	-34.08
717.000 M	728.500 M	100.00 k	719.875000 M	-43.63	-30.63

Date: 28.JUN.2020 16:19:12

Highest channel

QPSK & RB Size 50

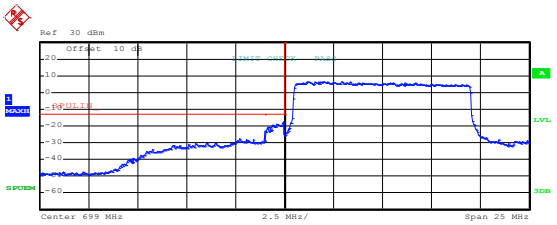

Start [Hz]	Stop [Hz]	RBW [Hz]	Freq [Hz]	PwrAbs [dBm]	Δ Limit [dB]
686.500 M	698.000 M	100.00 k	696.666000 M	-27.71	-14.71
698.000 M	699.000 M	300.00 k	698.975806 M	-17.37	-4.37
699.000 M	711.500 M	100.00 k	700.737500 M	6.33	-26.67

Date: 28.JUN.2020 16:18:53

Lowest channel

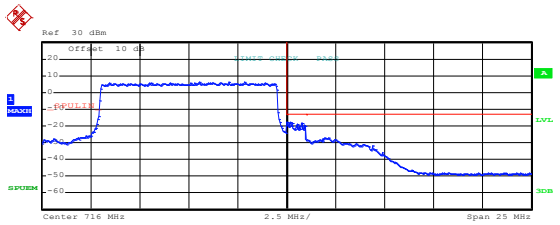

Start [Hz]	Stop [Hz]	RBW [Hz]	Freq [Hz]	PwrAbs [dBm]	Δ Limit [dB]
703.500 M	716.000 M	100.00 k	713.037500 M	6.17	-26.83
716.000 M	717.000 M	300.00 k	716.193548 M	-17.52	-4.52
717.000 M	728.500 M	100.00 k	717.943000 M	-27.11	-14.11

Date: 28.JUN.2020 16:19:34

Highest channel

LTE Band 13 part:

LTE Band 13, BW: 5MHz
16QAM & RB Size 1

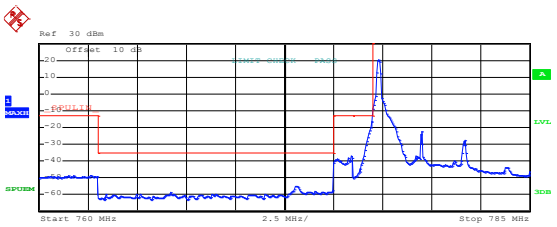

Start [Hz]	Stop [Hz]	RBW [Hz]	Freq [Hz]	PwrAbs [dBm]	ΔLimit [dB]
760.000 M	763.000 M	100.00 k	761.451613 M	-48.68	-35.68
763.000 M	775.000 M	8.50 k	773.064516 M	-55.35	-20.35
775.000 M	776.000 M	100.00 k	775.900000 M	-37.18	-24.18
776.000 M	777.000 M	30.00 k	776.991935 M	-16.31	-3.31
777.000 M	785.000 M	100.00 k	777.322581 M	20.19	-12.81

Date: 28.JUN.2020 16:10:54

Lowest channel

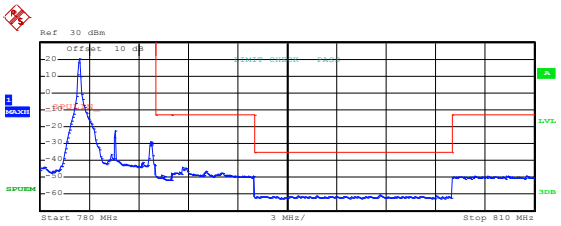

Start [Hz]	Stop [Hz]	RBW [Hz]	Freq [Hz]	PwrAbs [dBm]	ΔLimit [dB]
780.000 M	787.000 M	100.00 k	782.314516 M	20.54	-12.46
787.000 M	788.000 M	30.00 k	787.362903 M	-48.78	-35.78
788.000 M	793.000 M	100.00 k	788.604839 M	-44.21	-31.21
793.000 M	805.000 M	8.50 k	800.645161 M	-60.56	-25.56
805.000 M	810.000 M	100.00 k	809.475806 M	-49.08	-36.08

Date: 28.JUN.2020 16:11:53

Highest channel

16QAM & RB Size 25

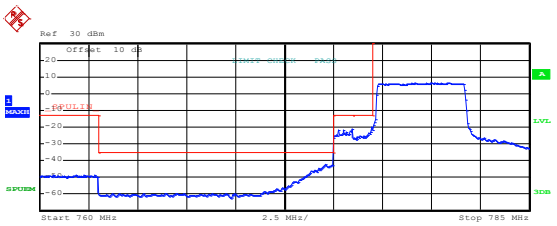

Start [Hz]	Stop [Hz]	RBW [Hz]	Freq [Hz]	PwrAbs [dBm]	ΔLimit [dB]
760.000 M	763.000 M	100.00 k	760.653226 M	-48.49	-35.49
763.000 M	775.000 M	8.50 k	774.612903 M	-41.96	-6.96
775.000 M	776.000 M	100.00 k	775.973000 M	-21.08	-8.08
776.000 M	777.000 M	100.00 k	776.967742 M	-20.26	-7.26
777.000 M	785.000 M	100.00 k	780.161290 M	6.40	-26.60

Date: 28.JUN.2020 16:11:21

Lowest channel

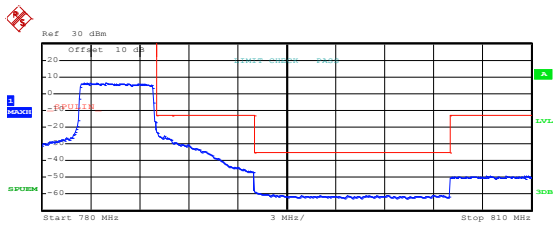

Start [Hz]	Stop [Hz]	RBW [Hz]	Freq [Hz]	PwrAbs [dBm]	ΔLimit [dB]
780.000 M	787.000 M	100.00 k	783.838710 M	6.41	-26.59
787.000 M	788.000 M	100.00 k	787.008065 M	-22.21	-9.21
788.000 M	793.000 M	100.00 k	788.000000 M	-28.66	-15.66
793.000 M	805.000 M	8.50 k	793.096774 M	-59.19	-24.19
805.000 M	810.000 M	100.00 k	809.758065 M	-49.22	-36.22

Date: 28.JUN.2020 16:12:20

Highest channel

LTE Band 13, BW: 5MHz

QPSK & RB Size 1

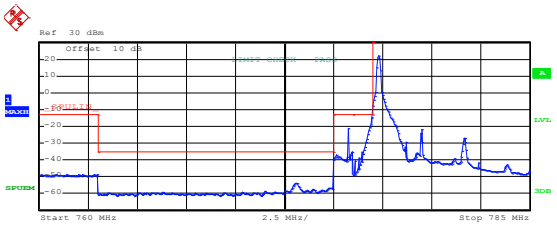

Start [Hz]	Stop [Hz]	RBW [Hz]	Freq [Hz]	PwrAbs [dBm]	ΔLimit [dB]
760.000 M	763.000 M	100.00 k	760.072581 M	-48.59	-35.59
763.000 M	775.000 M	8.50 k	773.064516 M	-53.77	-18.77
775.000 M	776.000 M	100.00 k	775.766000 M	-20.90	-7.90
776.000 M	777.000 M	30.00 k	776.991935 M	-15.06	-2.06
777.000 M	785.000 M	100.00 k	777.322581 M	21.90	-11.10

Date: 28.JUN.2020 16:10:48

Lowest channel

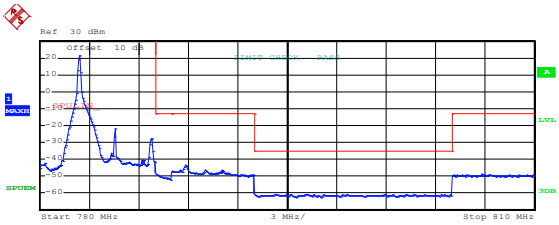

Start [Hz]	Stop [Hz]	RBW [Hz]	Freq [Hz]	PwrAbs [dBm]	ΔLimit [dB]
780.000 M	787.000 M	100.00 k	782.314516 M	21.59	-11.41
787.000 M	788.000 M	30.00 k	787.032258 M	-48.74	-35.74
788.000 M	793.000 M	100.00 k	788.806452 M	-43.18	-30.18
793.000 M	805.000 M	8.50 k	801.419355 M	-60.84	-25.84
805.000 M	810.000 M	100.00 k	806.774194 M	-48.90	-35.90

Date: 28.JUN.2020 16:11:45

Highest channel

QPSK & RB Size 25

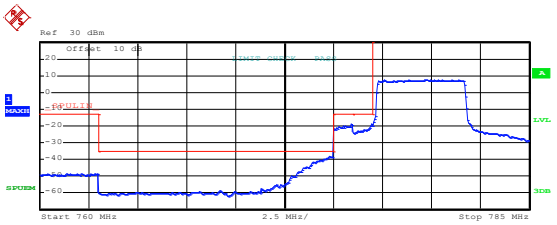

Start [Hz]	Stop [Hz]	RBW [Hz]	Freq [Hz]	PwrAbs [dBm]	ΔLimit [dB]
760.000 M	763.000 M	100.00 k	762.758065 M	-48.48	-35.48
763.000 M	775.000 M	8.50 k	774.806452 M	-38.15	-3.15
775.000 M	776.000 M	100.00 k	775.907000 M	-18.89	-5.89
776.000 M	777.000 M	100.00 k	776.975806 M	-18.70	-5.70
777.000 M	785.000 M	100.00 k	777.580645 M	7.44	-25.56

Date: 28.JUN.2020 16:11:16

Lowest channel

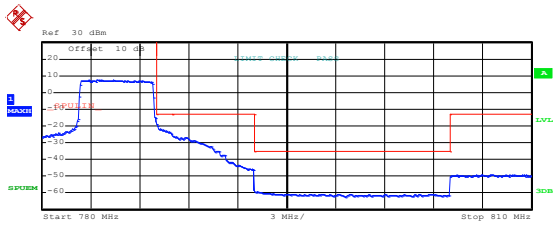

Start [Hz]	Stop [Hz]	RBW [Hz]	Freq [Hz]	PwrAbs [dBm]	ΔLimit [dB]
780.000 M	787.000 M	100.00 k	783.387097 M	7.54	-25.46
787.000 M	788.000 M	100.00 k	787.008065 M	-18.29	-5.29
788.000 M	793.000 M	100.00 k	788.080645 M	-25.85	-12.85
793.000 M	805.000 M	8.50 k	793.193548 M	-59.39	-24.39
805.000 M	810.000 M	100.00 k	807.620968 M	-49.06	-36.06

Date: 28.JUN.2020 16:12:12

Highest channel

LTE Band 13, BW: 10MHz

16QAM & RB Size 1

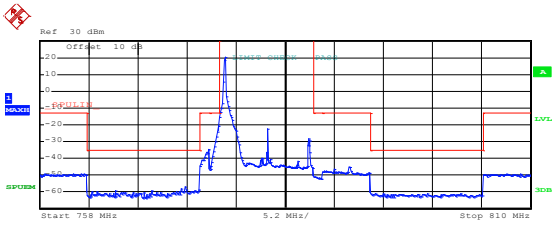

Start [Hz]	Stop [Hz]	RBW [Hz]	Freq [Hz]	PwrAbs [dBm]	ΔLimit [dB]
758.000 M	763.000 M	100.00 k	762.354839 M	-49.01	-36.01
763.000 M	775.000 M	8.50 k	773.258065 M	-57.08	-22.08
775.000 M	776.000 M	100.00 k	775.924000 M	-34.91	-21.91
776.000 M	777.000 M	30.00 k	776.991935 M	-21.04	-8.04
777.000 M	787.000 M	100.00 k	777.564516 M	20.31	-12.69
787.000 M	788.000 M	30.00 k	787.016129 M	-50.79	-37.79
788.000 M	793.000 M	100.00 k	790.741935 M	-45.22	-32.22
793.000 M	805.000 M	8.50 k	793.096774 M	-60.95	-25.95
805.000 M	810.000 M	100.00 k	808.870968 M	-49.18	-36.18

Date: 28.JUN.2020 16:17:06

16QAM & RB Size 50

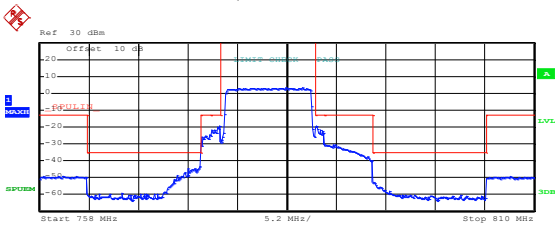

Start [Hz]	Stop [Hz]	RBW [Hz]	Freq [Hz]	PwrAbs [dBm]	ΔLimit [dB]
758.000 M	763.000 M	100.00 k	759.895161 M	-49.39	-36.39
763.000 M	775.000 M	8.50 k	774.806452 M	-43.73	-8.73
775.000 M	776.000 M	100.00 k	775.973000 M	-24.47	-11.47
776.000 M	777.000 M	300.00 k	776.943548 M	-19.20	-6.20
777.000 M	787.000 M	100.00 k	785.548387 M	3.33	-29.67
787.000 M	788.000 M	300.00 k	787.161290 M	-19.70	-6.70
788.000 M	793.000 M	100.00 k	788.040323 M	-30.02	-17.02
793.000 M	805.000 M	8.50 k	793.096774 M	-52.41	-17.41
805.000 M	810.000 M	100.00 k	807.419355 M	-49.11	-36.11

Date: 28.JUN.2020 16:17:33

Middle channel

QPSK & RB Size 1

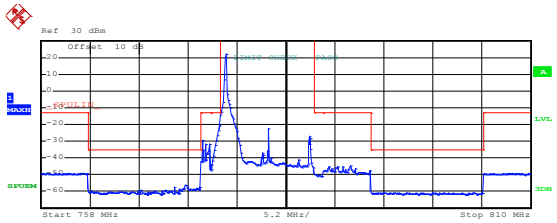

Start [Hz]	Stop [Hz]	RBW [Hz]	Freq [Hz]	PwrAbs [dBm]	ΔLimit [dB]
758.000 M	763.000 M	100.00 k	762.798387 M	-49.04	-36.04
763.000 M	775.000 M	8.50 k	773.258065 M	-56.09	-21.09
775.000 M	776.000 M	100.00 k	775.180000 M	-29.55	-16.55
776.000 M	777.000 M	30.00 k	776.991935 M	-20.34	-7.34
777.000 M	787.000 M	100.00 k	777.564516 M	21.84	-11.16
787.000 M	788.000 M	30.00 k	787.096774 M	-49.68	-36.68
788.000 M	793.000 M	100.00 k	790.782258 M	-44.41	-31.41
793.000 M	805.000 M	8.50 k	800.741935 M	-60.55	-25.55
805.000 M	810.000 M	100.00 k	805.645161 M	-49.10	-36.10

Date: 28.JUN.2020 16:16:58

QPSK & RB Size 50

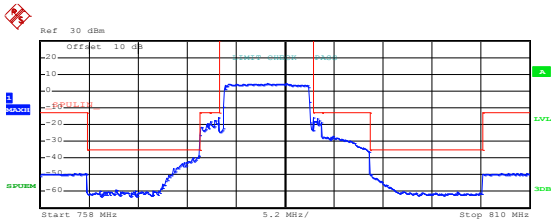

Start [Hz]	Stop [Hz]	RBW [Hz]	Freq [Hz]	PwrAbs [dBm]	ΔLimit [dB]
758.000 M	763.000 M	100.00 k	761.629032 M	-49.11	-36.11
763.000 M	775.000 M	8.50 k	774.709677 M	-38.45	-3.45
775.000 M	776.000 M	100.00 k	775.766000 M	-19.25	-6.25
776.000 M	777.000 M	300.00 k	776.983871 M	-15.72	-2.72
777.000 M	787.000 M	100.00 k	782.000000 M	4.45	-28.55
787.000 M	788.000 M	300.00 k	787.008065 M	-16.12	-3.12
788.000 M	793.000 M	100.00 k	788.443548 M	-27.10	-14.10
793.000 M	805.000 M	8.50 k	793.096774 M	-50.08	-15.08
805.000 M	810.000 M	100.00 k	808.145161 M	-49.40	-36.40

Date: 28.JUN.2020 16:17:26

Middle channel

LTE Band 17 part:

LTE Band 17, BW: 5MHz
16QAM & RB Size 1

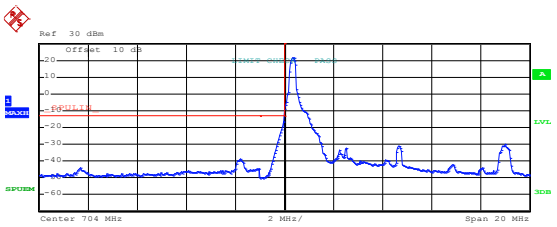

Start [Hz]	Stop [Hz]	RBW [Hz]	Freq [Hz]	PwrAbs [dBm]	ΔLimit [dB]
694.000 M	703.000 M	100.00 k	702.181000 M	-38.87	-25.87
703.000 M	704.000 M	30.00 k	703.991935 M	-16.48	-3.48
704.000 M	714.000 M	100.00 k	704.360000 M	21.55	-11.45

Date: 28.JUN.2020 16:13:14

Lowest channel

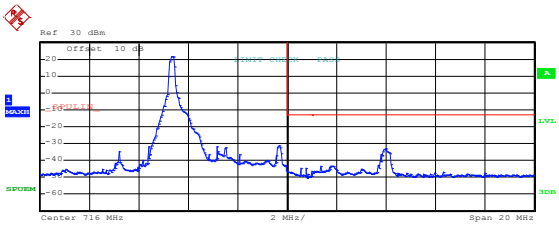

Start [Hz]	Stop [Hz]	RBW [Hz]	Freq [Hz]	PwrAbs [dBm]	ΔLimit [dB]
706.000 M	716.000 M	100.00 k	711.330000 M	21.45	-11.55
716.000 M	717.000 M	30.00 k	716.745000 M	-44.55	-31.55
717.000 M	726.000 M	100.00 k	719.979000 M	-33.06	-20.06

Date: 28.JUN.2020 16:14:06

Highest channel

16QAM & RB Size 25

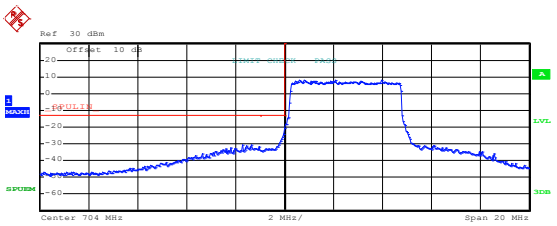

Start [Hz]	Stop [Hz]	RBW [Hz]	Freq [Hz]	PwrAbs [dBm]	ΔLimit [dB]
694.000 M	703.000 M	100.00 k	702.613000 M	-30.45	-17.45
703.000 M	704.000 M	100.00 k	703.975806 M	-23.98	-10.98
704.000 M	714.000 M	100.00 k	706.080000 M	8.13	-24.87

Date: 28.JUN.2020 16:13:42

Lowest channel

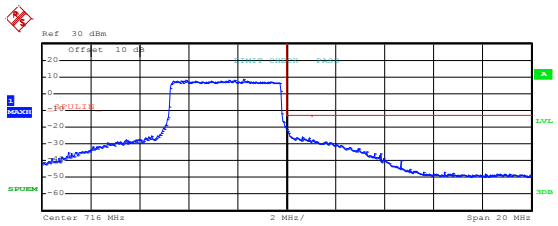

Start [Hz]	Stop [Hz]	RBW [Hz]	Freq [Hz]	PwrAbs [dBm]	ΔLimit [dB]
706.000 M	716.000 M	100.00 k	714.240000 M	8.50	-24.50
716.000 M	717.000 M	100.00 k	716.008065 M	-21.33	-8.33
717.000 M	726.000 M	100.00 k	717.054000 M	-27.34	-14.34

Date: 28.JUN.2020 16:14:30

Highest channel

LTE Band 17, BW: 5MHz

QPSK & RB Size 1

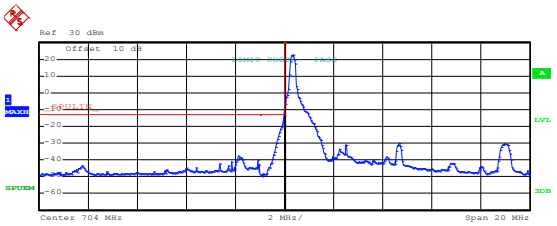

Start [Hz]	Stop [Hz]	RBW [Hz]	Freq [Hz]	PwrAbs [dBm]	ΔLimit [dB]
694.000 M	703.000 M	100.00 k	702.109000 M	-37.49	-24.49
703.000 M	704.000 M	30.00 k	703.991935 M	-15.26	-2.26
704.000 M	714.000 M	100.00 k	704.360000 M	22.49	-10.51

Date: 28.JUN.2020 16:13:07

Lowest channel

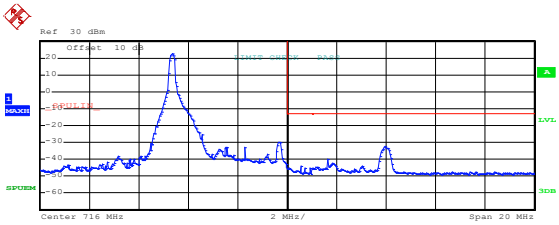

Start [Hz]	Stop [Hz]	RBW [Hz]	Freq [Hz]	PwrAbs [dBm]	ΔLimit [dB]
706.000 M	716.000 M	100.00 k	711.350000 M	22.49	-10.51
716.000 M	717.000 M	30.00 k	716.545000 M	-44.04	-31.04
717.000 M	726.000 M	100.00 k	719.961000 M	-32.55	-19.55

Date: 28.JUN.2020 16:14:00

Highest channel

QPSK & RB Size 25

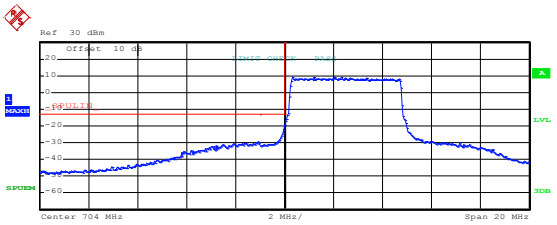

Start [Hz]	Stop [Hz]	RBW [Hz]	Freq [Hz]	PwrAbs [dBm]	ΔLimit [dB]
694.000 M	703.000 M	100.00 k	702.892000 M	-29.55	-16.55
703.000 M	704.000 M	100.00 k	703.991935 M	-22.70	-9.70
704.000 M	714.000 M	100.00 k	706.030000 M	9.43	-23.57

Date: 28.JUN.2020 16:13:38

Lowest channel

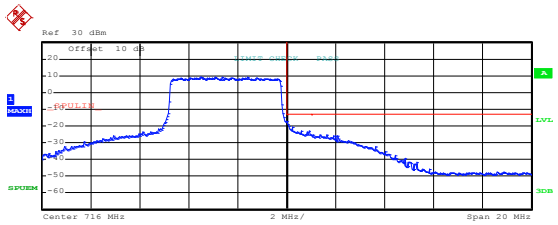

Start [Hz]	Stop [Hz]	RBW [Hz]	Freq [Hz]	PwrAbs [dBm]	ΔLimit [dB]
706.000 M	716.000 M	100.00 k	714.400000 M	9.34	-23.66
716.000 M	717.000 M	100.00 k	716.016129 M	-17.66	-4.66
717.000 M	726.000 M	100.00 k	717.648000 M	-25.02	-12.02

Date: 28.JUN.2020 16:14:25

Highest channel

LTE Band 17, BW: 10MHz
16QAM & RB Size 1

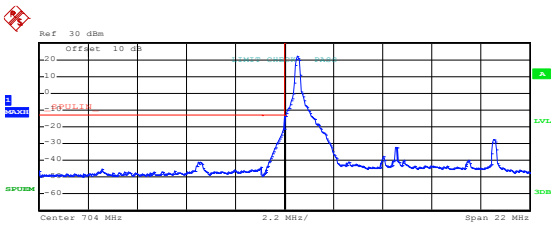

Start [Hz]	Stop [Hz]	RBW [Hz]	Freq [Hz]	PwrAbs [dBm]	ΔLimit [dB]
693.000 M	703.000 M	100.00 k	700.130000 M	-41.24	-28.24
703.000 M	704.000 M	30.00 k	703.991935 M	-21.45	-8.45
704.000 M	715.000 M	100.00 k	704.572000 M	22.18	-10.82

Date: 28.JUN.2020 16:16:19

Lowest channel

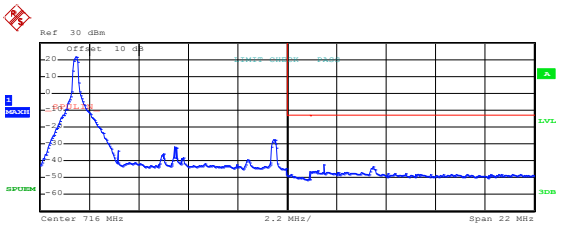

Start [Hz]	Stop [Hz]	RBW [Hz]	Freq [Hz]	PwrAbs [dBm]	ΔLimit [dB]
705.000 M	716.000 M	100.00 k	706.573000 M	21.44	-11.56
716.000 M	717.000 M	30.00 k	716.217742 M	-46.76	-33.76
717.000 M	727.000 M	100.00 k	717.630000 M	-42.39	-29.39

Date: 28.JUN.2020 16:15:12

Highest channel

16QAM & RB Size 50

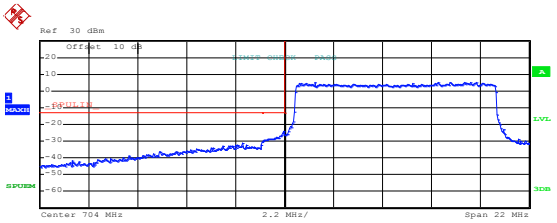

Start [Hz]	Stop [Hz]	RBW [Hz]	Freq [Hz]	PwrAbs [dBm]	ΔLimit [dB]
693.000 M	703.000 M	100.00 k	702.090000 M	-30.91	-17.91
703.000 M	704.000 M	300.00 k	703.991935 M	-24.93	-11.93
704.000 M	715.000 M	100.00 k	705.364000 M	5.21	-27.79

Date: 28.JUN.2020 16:15:59

Lowest channel

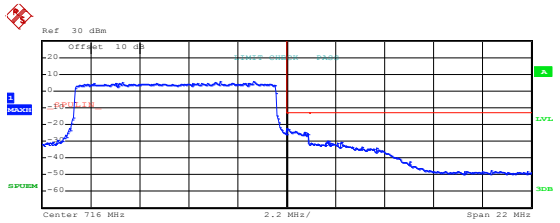

Start [Hz]	Stop [Hz]	RBW [Hz]	Freq [Hz]	PwrAbs [dBm]	ΔLimit [dB]
705.000 M	716.000 M	100.00 k	712.997000 M	5.51	-27.49
716.000 M	717.000 M	300.00 k	716.016129 M	-23.06	-10.06
717.000 M	727.000 M	100.00 k	717.850000 M	-29.94	-16.94

Date: 28.JUN.2020 16:15:33

Highest channel

LTE Band 17, BW: 10MHz

QPSK & RB Size 1

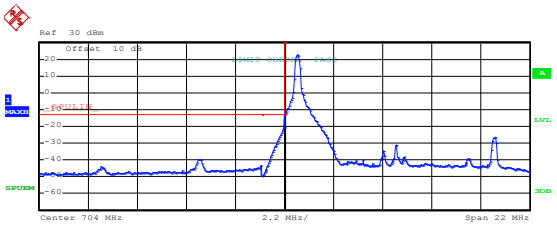

Start [Hz]	Stop [Hz]	RBW [Hz]	Freq [Hz]	PwrAbs [dBm]	ΔLimit [dB]
693.000 M	703.000 M	100.00 k	700.160000 M	-39.99	-26.99
703.000 M	704.000 M	30.00 k	703.983871 M	-21.39	-8.39
704.000 M	715.000 M	100.00 k	704.583000 M	22.68	-10.32

Date: 28.JUN.2020 16:16:13

Lowest channel

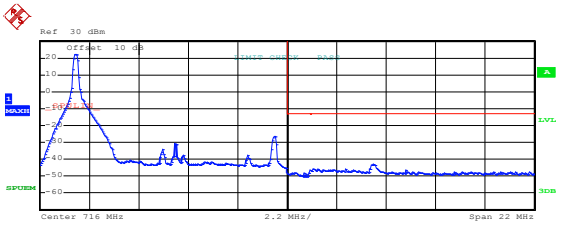

Start [Hz]	Stop [Hz]	RBW [Hz]	Freq [Hz]	PwrAbs [dBm]	ΔLimit [dB]
705.000 M	716.000 M	100.00 k	706.551000 M	22.30	-10.70
716.000 M	717.000 M	30.00 k	716.403226 M	-47.34	-34.34
717.000 M	727.000 M	100.00 k	719.840000 M	-43.01	-30.01

Date: 28.JUN.2020 16:15:06

Highest channel

QPSK & RB Size 50

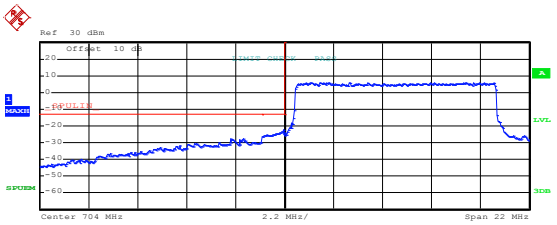

Start [Hz]	Stop [Hz]	RBW [Hz]	Freq [Hz]	PwrAbs [dBm]	ΔLimit [dB]
693.000 M	703.000 M	100.00 k	702.150000 M	-27.49	-14.49
703.000 M	704.000 M	300.00 k	703.983871 M	-22.54	-9.54
704.000 M	715.000 M	100.00 k	706.915000 M	6.01	-26.99

Date: 28.JUN.2020 16:15:54

Lowest channel

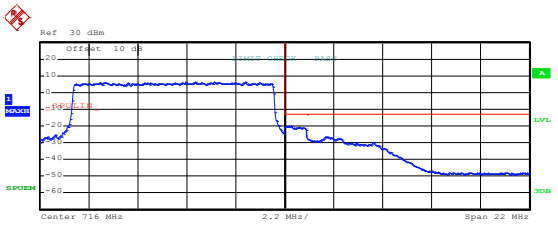

Start [Hz]	Stop [Hz]	RBW [Hz]	Freq [Hz]	PwrAbs [dBm]	ΔLimit [dB]
705.000 M	716.000 M	100.00 k	712.843000 M	6.50	-26.50
716.000 M	717.000 M	300.00 k	716.233871 M	-19.88	-6.88
717.000 M	727.000 M	100.00 k	717.820000 M	-26.24	-13.24

Date: 28.JUN.2020 16:15:28

Highest channel

6.5 Field strength of spurious radiation measurement

Test Requirement:	Part 22.917(a), Part 24.238 (a), Part 27.53(g), Part 27.53(m), Part 27.53(h), Part 27.53(c)
Limit:	LTE Band 2 & 4 & 5 & 12 & 13 &17: The power of any emission outside a licensee's frequency block shall be attenuated below the transmitter power (P) in watts by at least 43 + 10 $\log_{10}$(P) dB (-13 dBm). LTE Band 7: For mobile digital stations, the attenuation factor shall be not less than 40 + 10 log (P) dB on all frequencies between the channel edge and 5 megahertz from the channel edge, 43 + 10 log (P) dB on all frequencies between 5 megahertz and X megahertz from the channel edge, and 55 + 10 log (P) dB on all frequencies more than X megahertz from the channel edge, where X is the greater of 6 megahertz or the actual emission bandwidth as defined in paragraph (m)(6) of this section. In addition, the attenuation factor shall not be less that 43 + 10 log (P) dB on all frequencies between 2490.5 MHz and 2496 MHz and 55 + 10 log (P) dB at or below 2490.5 MHz.
Test setup:	Below 1GHz 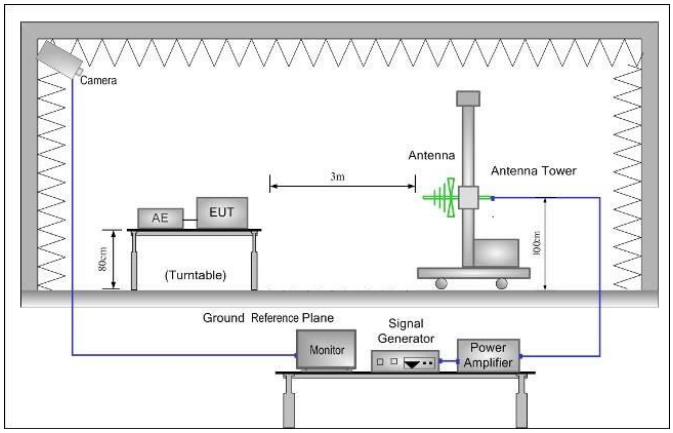 Above 1GHz 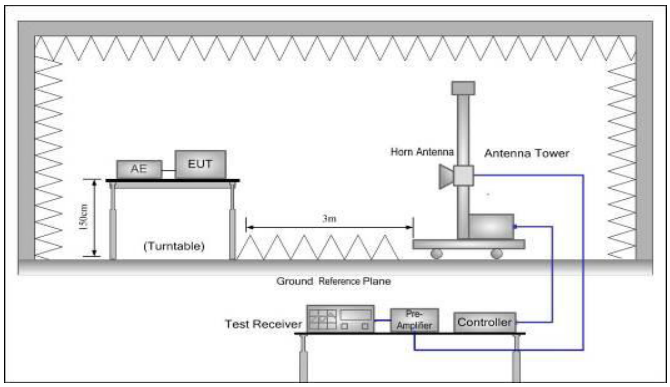
Test Procedure:	1. The EUT was placed on the top of a rotating table 0.8m(below 1GHz)/1.5m(above 1GHz) above the ground at a 3 meter camber. The radiated emission at the fundamental frequency was measured at 3 m with a test antenna and EMI spectrum analyzer. 2. During the tests, the antenna height and the EUT azimuth were varied in order to identify the maximum level of emissions from the EUT. This maximization process was repeated with the EUT positioned in each of its three orthogonal orientations. 3. The frequency range up to tenth harmonic was investigated for each of three fundamental frequency (low, middle and high channels).

	Once spurious emission was identified, the power of the emission was determined using the substitution method. 4. The spurious emissions attenuation was calculated as the difference between radiated power at the fundamental frequency and the spurious emissions frequency. ERP / EIRP = S.G. output (dBm) + Antenna Gain(dB/dBi) – Cable Loss (dB)
Test Instruments:	Refer to section 5.10 for details
Test mode:	Refer to section 5.3 for details.
Test results:	Passed

Measurement Data:

LTE Band 2 part:

Band 2 (1.4MHz)							
Lowest channel							
Frequency (MHz)	Level at antenna terminals (dBm)	Substitute antenna gain (dBi)	Cable Loss (dBi)	Spurous Emission level (dBm)	Limit Line (dBm)	Over Limit (dBm)	Polarization
3701.40	-52.88	12.64	0.75	-40.99	-13.00	-27.99	Vertical
5552.10	-55.77	12.76	1.13	-44.14	-13.00	-31.14	Vertical
7402.00	-49.83	11.44	1.63	-40.02	-13.00	-27.02	Vertical
3701.40	-52.48	12.64	0.75	-40.59	-13.00	-27.59	Horizontal
5552.10	-56.13	12.76	1.13	-44.50	-13.00	-31.50	Horizontal
7402.00	-49.46	11.44	1.63	-39.65	-13.00	-26.65	Horizontal
Middle channel							
Frequency (MHz)	Level at antenna terminals (dBm)	Substitute antenna gain (dBi)	Cable Loss (dBi)	Spurous Emission level (dBm)	Limit Line (dBm)	Over Limit (dBm)	Polarization
3760.00	-52.97	12.71	0.79	-41.05	-13.00	-28.05	Vertical
5640.00	-55.99	12.87	1.15	-44.27	-13.00	-31.27	Vertical
7520.00	-50.19	11.48	1.66	-40.37	-13.00	-27.37	Vertical
3760.00	-52.47	12.71	0.79	-40.55	-13.00	-27.55	Horizontal
5640.00	-56.63	12.87	1.15	-44.91	-13.00	-31.91	Horizontal
7520.00	-49.04	11.48	1.66	-39.22	-13.00	-26.22	Horizontal
Highest channel							
Frequency (MHz)	Level at antenna terminals (dBm)	Substitute antenna gain (dBi)	Cable Loss (dBi)	Spurous Emission level (dBm)	Limit Line (dBm)	Over Limit (dBm)	Polarization
3816.60	-52.93	12.78	0.81	-40.96	-13.00	-27.96	Vertical
5724.90	-55.96	12.97	1.19	-44.18	-13.00	-31.18	Vertical
7633.20	-50.25	11.34	1.71	-40.62	-13.00	-27.62	Vertical
3816.60	-52.44	12.78	0.81	-40.47	-13.00	-27.47	Horizontal
5724.90	-56.86	12.97	1.19	-45.08	-13.00	-32.08	Horizontal
7633.20	-49.29	11.34	1.71	-39.66	-13.00	-26.66	Horizontal
Remark: *The emission levels of below 1 GHz are lower than the limit 20dB and not show in test report.*							

Band 2 (20MHz)							
Lowest channel							
Frequency (MHz)	Level at antenna terminals (dBm)	Substitute antenna gain (dBi)	Cable Loss (dBi)	Spurous Emission level (dBm)	Limit Line (dBm)	Over Limit (dBm)	Polarization
3720.00	-53.41	12.66	0.77	-41.52	-13.00	-28.52	Vertical
5580.00	-55.68	12.80	1.15	-44.03	-13.00	-31.03	Vertical
7440.00	-50.47	11.46	1.64	-40.65	-13.00	-27.65	Vertical
3720.00	-53.47	12.66	0.77	-41.58	-13.00	-28.58	Horizontal
5580.00	-56.84	12.80	1.15	-45.19	-13.00	-32.19	Horizontal
7440.00	-48.62	11.46	1.64	-38.80	-13.00	-25.80	Horizontal
Middle channel							
Frequency (MHz)	Level at antenna terminals (dBm)	Substitute antenna gain (dBi)	Cable Loss (dBi)	Spurous Emission level (dBm)	Limit Line (dBm)	Over Limit (dBm)	Polarization
3760.00	-53.03	12.71	0.79	-41.11	-13.00	-28.11	Vertical
5640.00	-55.56	12.87	1.15	-43.84	-13.00	-30.84	Vertical
7520.00	-50.34	11.48	1.66	-40.52	-13.00	-27.52	Vertical
3760.00	-53.22	12.71	0.79	-41.30	-13.00	-28.30	Horizontal
5640.00	-57.04	12.87	1.15	-45.32	-13.00	-32.32	Horizontal
7520.00	-48.78	11.48	1.66	-38.96	-13.00	-25.96	Horizontal
Highest channel							
Frequency (MHz)	Level at antenna terminals (dBm)	Substitute antenna gain (dBi)	Cable Loss (dBi)	Spurous Emission level (dBm)	Limit Line (dBm)	Over Limit (dBm)	Polarization
3800.00	-53.31	12.76	0.79	-41.34	-13.00	-28.34	Vertical
5700.00	-55.90	12.94	1.18	-44.14	-13.00	-31.14	Vertical
7600.00	-50.01	11.38	1.69	-40.32	-13.00	-27.32	Vertical
3800.00	-52.86	12.76	0.79	-40.89	-13.00	-27.89	Horizontal
5700.00	-56.62	12.94	1.18	-44.86	-13.00	-31.86	Horizontal
7600.00	-49.07	11.38	1.69	-39.38	-13.00	-26.38	Horizontal
Remark: *The emission levels of below 1 GHz are lower than the limit 20dB and not show in test report.*							

LTE Band 4 part:

Band 4 (1.4MHz)							
Lowest channel							
Frequency (MHz)	Level at antenna terminals (dBm)	Substitute antenna gain (dBi)	Cable Loss (dBi)	Spurous Emission level (dBm)	Limit Line (dBm)	Over Limit (dBm)	Polarization
3421.40	-43.25	12.24	0.70	-31.71	-13.00	-18.71	Vertical
5132.10	-49.80	12.92	1.01	-37.89	-13.00	-24.89	Vertical
6842.80	-47.58	11.42	1.53	-37.69	-13.00	-24.69	Vertical
3421.40	-43.05	12.24	0.70	-31.51	-13.00	-18.51	Horizontal
5132.10	-54.16	12.92	1.01	-42.25	-13.00	-29.25	Horizontal
6842.80	-46.69	11.42	1.53	-36.80	-13.00	-23.80	Horizontal
Middle channel							
Frequency (MHz)	Level at antenna terminals (dBm)	Substitute antenna gain (dBi)	Cable Loss (dBi)	Spurous Emission level (dBm)	Limit Line (dBm)	Over Limit (dBm)	Polarization
3465.00	-43.33	12.33	0.72	-31.72	-13.00	-18.72	Vertical
5197.50	-49.82	12.88	1.04	-37.98	-13.00	-24.98	Vertical
6930.00	-47.75	11.30	1.56	-38.01	-13.00	-25.01	Vertical
3465.00	-43.04	12.33	0.72	-31.43	-13.00	-18.43	Horizontal
5197.50	-54.18	12.88	1.04	-42.34	-13.00	-29.34	Horizontal
6930.00	-46.81	11.30	1.56	-37.07	-13.00	-24.07	Horizontal
Highest channel							
Frequency (MHz)	Level at antenna terminals (dBm)	Substitute antenna gain (dBi)	Cable Loss (dBi)	Spurous Emission level (dBm)	Limit Line (dBm)	Over Limit (dBm)	Polarization
3508.60	-43.33	12.41	0.74	-31.66	-13.00	-18.66	Vertical
5262.90	-49.49	12.84	1.07	-37.72	-13.00	-24.72	Vertical
7017.20	-47.96	11.21	1.58	-38.33	-13.00	-25.33	Vertical
3508.60	-43.43	12.41	0.74	-31.76	-13.00	-18.76	Horizontal
5262.90	-53.68	12.84	1.07	-41.91	-13.00	-28.91	Horizontal
7017.20	-46.54	11.21	1.58	-36.91	-13.00	-23.91	Horizontal
Remark: *The emission levels of below 1 GHz are lower than the limit 20dB and not show in test report.*							

Band 4 (20MHz)							
Lowest channel							
Frequency (MHz)	Level at antenna terminals (dBm)	Substitute antenna gain (dBi)	Cable Loss (dBi)	Spurous Emission level (dBm)	Limit Line (dBm)	Over Limit (dBm)	Polarization
3440.00	-43.17	12.28	0.71	-31.60	-13.00	-18.60	Vertical
5160.00	-49.57	12.90	1.03	-37.70	-13.00	-24.70	Vertical
6880.00	-47.56	11.37	1.54	-37.73	-13.00	-24.73	Vertical
3440.00	-43.00	12.28	0.71	-31.43	-13.00	-18.43	Horizontal
5160.00	-53.71	12.90	1.03	-41.84	-13.00	-28.84	Horizontal
6880.00	-46.36	11.37	1.54	-36.53	-13.00	-23.53	Horizontal
Middle channel							
Frequency (MHz)	Level at antenna terminals (dBm)	Substitute antenna gain (dBi)	Cable Loss (dBi)	Spurous Emission level (dBm)	Limit Line (dBm)	Over Limit (dBm)	Polarization
3465.00	-43.36	12.33	0.72	-31.75	-13.00	-18.75	Vertical
5197.50	-49.65	12.88	1.04	-37.81	-13.00	-24.81	Vertical
6930.00	-47.68	11.30	1.56	-37.94	-13.00	-24.94	Vertical
3465.00	-42.98	12.33	0.72	-31.37	-13.00	-18.37	Horizontal
5197.50	-53.48	12.88	1.04	-41.64	-13.00	-28.64	Horizontal
6930.00	-46.22	11.30	1.56	-36.48	-13.00	-23.48	Horizontal
Highest channel							
Frequency (MHz)	Level at antenna terminals (dBm)	Substitute antenna gain (dBi)	Cable Loss (dBi)	Spurous Emission level (dBm)	Limit Line (dBm)	Over Limit (dBm)	Polarization
3490.00	-43.74	12.38	0.73	-32.09	-13.00	-19.09	Vertical
5235.00	-50.01	12.86	1.06	-38.21	-13.00	-25.21	Vertical
6980.00	-48.05	11.23	1.57	-38.39	-13.00	-25.39	Vertical
3490.00	-43.02	12.38	0.73	-31.37	-13.00	-18.37	Horizontal
5235.00	-53.85	12.86	1.06	-42.05	-13.00	-29.05	Horizontal
6980.00	-46.60	11.23	1.57	-36.94	-13.00	-23.94	Horizontal
Remark: *The emission levels of below 1 GHz are lower than the limit 20dB and not show in test report.*							

Band 5 (1.4MHz)							
Lowest channel							
Frequency (MHz)	Level at antenna terminals (dBm)	Substitute antenna gain (dBi)	Cable Loss (dBi)	Spurous Emission level (dBm)	Limit Line (dBm)	Over Limit (dBm)	Polarization
1649.40	-68.39	9.57	0.20	-59.02	-13.00	-46.02	Vertical
2474.10	-62.30	10.86	0.43	-51.87	-13.00	-38.87	Vertical
3298.80	-62.41	12.00	0.64	-51.05	-13.00	-38.05	Vertical
1649.40	-66.75	9.57	0.20	-57.38	-13.00	-44.38	Horizontal
2474.10	-60.13	10.86	0.43	-49.70	-13.00	-36.70	Horizontal
3298.80	-62.03	12.00	0.64	-50.67	-13.00	-37.67	Horizontal
Middle channel							
Frequency (MHz)	Level at antenna terminals (dBm)	Substitute antenna gain (dBi)	Cable Loss (dBi)	Spurous Emission level (dBm)	Limit Line (dBm)	Over Limit (dBm)	Polarization
1673.30	-68.66	9.66	0.22	-59.22	-13.00	-46.22	Vertical
2509.50	-62.30	10.91	0.46	-51.85	-13.00	-38.85	Vertical
3346.00	-62.79	12.09	0.66	-51.36	-13.00	-38.36	Vertical
1673.30	-67.14	9.66	0.22	-57.70	-13.00	-44.70	Horizontal
2509.50	-59.72	10.91	0.46	-49.27	-13.00	-36.27	Horizontal
3346.00	-61.91	12.09	0.66	-50.48	-13.00	-37.48	Horizontal
Highest channel							
Frequency (MHz)	Level at antenna terminals (dBm)	Substitute antenna gain (dBi)	Cable Loss (dBi)	Spurous Emission level (dBm)	Limit Line (dBm)	Over Limit (dBm)	Polarization
1696.60	-68.83	9.74	0.23	-59.32	-13.00	-46.32	Vertical
2544.90	-62.30	10.94	0.49	-51.85	-13.00	-38.85	Vertical
3393.20	-63.07	12.19	0.68	-51.56	-13.00	-38.56	Vertical
1696.60	-67.01	9.74	0.23	-57.50	-13.00	-44.50	Horizontal
2544.90	-59.71	10.94	0.49	-49.26	-13.00	-36.26	Horizontal
3393.20	-61.90	12.19	0.68	-50.39	-13.00	-37.39	Horizontal
Remark: *The emission levels of below 1 GHz are lower than the limit 20dB and not show in test report.*							

Band 5 (10MHz)							
Lowest channel							
Frequency (MHz)	Level at antenna terminals (dBm)	Substitute antenna gain (dBi)	Cable Loss (dBi)	Spurous Emission level (dBm)	Limit Line (dBm)	Over Limit (dBm)	Polarization
1658.00	-68.74	9.60	0.21	-59.35	-13.00	-46.35	Vertical
2487.00	-62.73	10.88	0.45	-52.30	-13.00	-39.30	Vertical
3316.00	-63.44	12.03	0.65	-52.06	-13.00	-39.06	Vertical
1658.00	-66.70	9.60	0.21	-57.31	-13.00	-44.31	Horizontal
2487.00	-59.30	10.88	0.45	-48.87	-13.00	-35.87	Horizontal
3316.00	-61.46	12.03	0.65	-50.08	-13.00	-37.08	Horizontal
Middle channel							
Frequency (MHz)	Level at antenna terminals (dBm)	Substitute antenna gain (dBi)	Cable Loss (dBi)	Spurous Emission level (dBm)	Limit Line (dBm)	Over Limit (dBm)	Polarization
1673.30	-68.87	9.66	0.21	-59.42	-13.00	-46.42	Vertical
2509.50	-62.76	10.91	0.46	-52.31	-13.00	-39.31	Vertical
3346.00	-63.27	12.09	0.66	-51.84	-13.00	-38.84	Vertical
1673.30	-66.94	9.66	0.21	-57.49	-13.00	-44.49	Horizontal
2509.50	-59.31	10.91	0.46	-48.86	-13.00	-35.86	Horizontal
3346.00	-61.34	12.09	0.66	-49.91	-13.00	-36.91	Horizontal
Highest channel							
Frequency (MHz)	Level at antenna terminals (dBm)	Substitute antenna gain (dBi)	Cable Loss (dBi)	Spurous Emission level (dBm)	Limit Line (dBm)	Over Limit (dBm)	Polarization
1688.00	-69.00	9.71	0.23	-59.52	-13.00	-46.52	Vertical
2532.00	-62.28	10.93	0.48	-51.83	-13.00	-38.83	Vertical
3376.00	-63.35	12.15	0.67	-51.87	-13.00	-38.87	Vertical
1688.00	-67.29	9.71	0.23	-57.81	-13.00	-44.81	Horizontal
2532.00	-59.27	10.93	0.48	-48.82	-13.00	-35.82	Horizontal
3376.00	-61.69	12.15	0.67	-50.21	-13.00	-37.21	Horizontal
Remark: *The emission levels of below 1 GHz are lower than the limit 20dB and not show in test report.*							

LTE Band 7 part:

Band 7 (5MHz)							
Lowest channel							
Frequency (MHz)	Level at antenna terminals (dBm)	Substitute antenna gain (dBi)	Cable Loss (dBi)	Spurous Emission level (dBm)	Limit Line (dBm)	Over Limit (dBm)	Polarization
5005.00	-53.54	13.00	0.94	-41.48	-25.00	-16.48	Vertical
7507.50	-50.62	11.49	1.65	-40.78	-25.00	-15.78	Vertical
10010.00	-45.45	11.69	1.91	-35.67	-25.00	-10.67	Vertical
5005.00	-52.28	13.00	0.94	-40.22	-25.00	-15.22	Horizontal
7507.50	-50.15	11.49	1.65	-40.31	-25.00	-15.31	Horizontal
10010.00	-45.41	11.69	1.91	-35.63	-25.00	-10.63	Horizontal
Middle channel							
Frequency (MHz)	Level at antenna terminals (dBm)	Substitute antenna gain (dBi)	Cable Loss (dBi)	Spurous Emission level (dBm)	Limit Line (dBm)	Over Limit (dBm)	Polarization
5070.00	-53.71	12.96	0.98	-41.73	-25.00	-16.73	Vertical
7605.00	-50.06	11.37	1.69	-40.38	-25.00	-15.38	Vertical
10140.00	-45.17	11.62	1.94	-35.49	-25.00	-10.49	Vertical
5070.00	-52.61	12.96	0.98	-40.63	-25.00	-15.63	Horizontal
7605.00	-49.59	11.37	1.69	-39.91	-25.00	-14.91	Horizontal
10140.00	-45.09	11.62	1.94	-35.41	-25.00	-10.41	Horizontal
Highest channel							
Frequency (MHz)	Level at antenna terminals (dBm)	Substitute antenna gain (dBi)	Cable Loss (dBi)	Spurous Emission level (dBm)	Limit Line (dBm)	Over Limit (dBm)	Polarization
5135.00	-53.75	12.92	1.01	-41.84	-25.00	-16.84	Vertical
7702.50	-49.83	11.26	1.72	-40.29	-25.00	-15.29	Vertical
10270.00	-45.33	11.54	1.95	-35.74	-25.00	-10.74	Vertical
5135.00	-52.80	12.92	1.01	-40.89	-25.00	-15.89	Horizontal
7702.50	-49.93	11.26	1.72	-40.39	-25.00	-15.39	Horizontal
10270.00	-44.75	11.54	1.95	-35.16	-25.00	-10.16	Horizontal
Remark: *The emission levels of below 1 GHz are lower than the limit 20dB and not show in test report.*							

Band 7 (20MHz)							
Lowest channel							
Frequency (MHz)	Level at antenna terminals (dBm)	Substitute antenna gain (dBi)	Cable Loss (dBi)	Spurous Emission level (dBm)	Limit Line (dBm)	Over Limit (dBm)	Polarization
5020.00	-54.08	12.99	0.97	-42.06	-25.00	-17.06	Vertical
7530.00	-49.85	11.46	1.68	-40.07	-25.00	-15.07	Vertical
10040.00	-45.18	11.68	1.94	-35.44	-25.00	-10.44	Vertical
5020.00	-54.16	12.99	0.97	-42.14	-25.00	-17.14	Horizontal
7530.00	-50.03	11.46	1.68	-40.25	-25.00	-15.25	Horizontal
10040.00	-44.97	11.68	1.94	-35.23	-25.00	-10.23	Horizontal
Middle channel							
Frequency (MHz)	Level at antenna terminals (dBm)	Substitute antenna gain (dBi)	Cable Loss (dBi)	Spurous Emission level (dBm)	Limit Line (dBm)	Over Limit (dBm)	Polarization
5070.00	-53.72	12.96	0.98	-41.74	-25.00	-16.74	Vertical
7605.00	-49.34	11.37	1.69	-39.66	-25.00	-14.66	Vertical
10140.00	-45.22	11.62	1.94	-35.54	-25.00	-10.54	Vertical
5070.00	-53.64	12.96	0.98	-41.66	-25.00	-16.66	Horizontal
7605.00	-50.26	11.37	1.69	-40.58	-25.00	-15.58	Horizontal
10140.00	-45.06	11.62	1.94	-35.38	-25.00	-10.38	Horizontal
Highest channel							
Frequency (MHz)	Level at antenna terminals (dBm)	Substitute antenna gain (dBi)	Cable Loss (dBi)	Spurous Emission level (dBm)	Limit Line (dBm)	Over Limit (dBm)	Polarization
5120.00	-53.99	12.93	1.00	-42.06	-25.00	-17.06	Vertical
7680.00	-49.64	11.28	1.72	-40.08	-25.00	-15.08	Vertical
10240.00	-45.07	11.56	1.95	-35.46	-25.00	-10.46	Vertical
5120.00	-53.28	12.93	1.00	-41.35	-25.00	-16.35	Horizontal
7680.00	-49.77	11.28	1.72	-40.21	-25.00	-15.21	Horizontal
10240.00	-45.26	11.56	1.95	-35.65	-25.00	-10.65	Horizontal
Remark: *The emission levels of below 1 GHz are lower than the limit 20dB and not show in test report.*							

LTE Band 12 part:

Band 12 (1.4MHz)							
Lowest channel							
Frequency (MHz)	Level at antenna terminals (dBm)	Substitute antenna gain (dBi)	Cable Loss (dBi)	Spurous Emission level (dBm)	Limit Line (dBm)	Over Limit (dBm)	Polarization
1399.40	-68.85	7.80	0.11	-61.16	-13.00	-48.16	Vertical
2099.10	-69.75	10.34	0.29	-59.70	-13.00	-46.70	Vertical
2798.80	-65.23	11.20	0.53	-54.56	-13.00	-41.56	Vertical
1399.40	-68.46	7.80	0.11	-60.77	-13.00	-47.77	Horizontal
2099.10	-69.20	10.34	0.29	-59.15	-13.00	-46.15	Horizontal
2798.80	-65.36	11.20	0.53	-54.69	-13.00	-41.69	Horizontal
Middle channel							
Frequency (MHz)	Level at antenna terminals (dBm)	Substitute antenna gain (dBi)	Cable Loss (dBi)	Spurous Emission level (dBm)	Limit Line (dBm)	Over Limit (dBm)	Polarization
1415.00	-69.06	7.92	0.13	-61.27	-13.00	-48.27	Vertical
2122.50	-69.95	10.37	0.32	-59.90	-13.00	-46.90	Vertical
2830.00	-65.66	11.23	0.55	-54.98	-13.00	-41.98	Vertical
1415.00	-68.59	7.92	0.13	-60.80	-13.00	-47.80	Horizontal
2122.50	-69.39	10.37	0.32	-59.34	-13.00	-46.34	Horizontal
2830.00	-65.74	11.23	0.55	-55.06	-13.00	-42.06	Horizontal
Highest channel							
Frequency (MHz)	Level at antenna terminals (dBm)	Substitute antenna gain (dBi)	Cable Loss (dBi)	Spurous Emission level (dBm)	Limit Line (dBm)	Over Limit (dBm)	Polarization
1430.60	-68.97	8.04	0.16	-61.09	-13.00	-48.09	Vertical
2145.90	-69.85	10.40	0.35	-59.80	-13.00	-46.80	Vertical
2861.20	-65.79	11.26	0.58	-55.11	-13.00	-42.11	Vertical
1430.60	-68.39	8.04	0.16	-60.51	-13.00	-47.51	Horizontal
2145.90	-69.29	10.40	0.35	-59.24	-13.00	-46.24	Horizontal
2861.20	-65.82	11.26	0.58	-55.14	-13.00	-42.14	Horizontal
Remark: *The emission levels of below 1 GHz are lower than the limit 20dB and not show in test report.*							

Band 12 (10MHz)							
Lowest channel							
Frequency (MHz)	Level at antenna terminals (dBm)	Substitute antenna gain (dBi)	Cable Loss (dBi)	Spurous Emission level (dBm)	Limit Line (dBm)	Over Limit (dBm)	Polarization
1408.00	-69.15	7.86	0.12	-61.41	-13.00	-48.41	Vertical
2112.00	-69.38	10.36	0.30	-59.32	-13.00	-46.32	Vertical
2816.00	-66.64	11.22	0.54	-55.96	-13.00	-42.96	Vertical
1408.00	-68.41	7.86	0.12	-60.67	-13.00	-47.67	Horizontal
2112.00	-70.21	10.36	0.30	-60.15	-13.00	-47.15	Horizontal
2816.00	-65.85	11.22	0.54	-55.17	-13.00	-42.17	Horizontal
Middle channel							
Frequency (MHz)	Level at antenna terminals (dBm)	Substitute antenna gain (dBi)	Cable Loss (dBi)	Spurous Emission level (dBm)	Limit Line (dBm)	Over Limit (dBm)	Polarization
1415.00	-69.02	7.92	0.13	-61.23	-13.00	-48.23	Vertical
2122.50	-69.11	10.37	0.32	-59.06	-13.00	-46.06	Vertical
2830.00	-66.15	11.23	0.55	-55.47	-13.00	-42.47	Vertical
1415.00	-68.39	7.92	0.13	-60.60	-13.00	-47.60	Horizontal
2122.50	-69.94	10.37	0.32	-59.89	-13.00	-46.89	Horizontal
2830.00	-65.41	11.23	0.55	-54.73	-13.00	-41.73	Horizontal
Highest channel							
Frequency (MHz)	Level at antenna terminals (dBm)	Substitute antenna gain (dBi)	Cable Loss (dBi)	Spurous Emission level (dBm)	Limit Line (dBm)	Over Limit (dBm)	Polarization
1422.00	-69.06	7.98	0.15	-61.23	-13.00	-48.23	Vertical
2133.00	-69.53	10.39	0.34	-59.48	-13.00	-46.48	Vertical
2844.00	-65.80	11.24	0.57	-55.13	-13.00	-42.13	Vertical
1422.00	-68.37	7.98	0.15	-60.54	-13.00	-47.54	Horizontal
2133.00	-69.54	10.39	0.34	-59.49	-13.00	-46.49	Horizontal
2844.00	-65.33	11.24	0.57	-54.66	-13.00	-41.66	Horizontal
Remark: *The emission levels of below 1 GHz are lower than the limit 20dB and not show in test report.*							

LTE Band 13 part:

Band 13 (5MHz)							
Lowest channel							
Frequency (MHz)	Level at antenna terminals (dBm)	Substitute antenna gain (dBi)	Cable Loss (dBi)	Spurous Emission level (dBm)	Limit Line (dBm)	Over Limit (dBm)	Polarization
1559.00	-67.45	9.07	0.17	-58.55	-13.00	-45.55	Vertical
2338.50	-68.40	10.67	0.40	-58.13	-13.00	-45.13	Vertical
3118.00	-63.46	11.64	0.59	-52.41	-13.00	-39.41	Vertical
1559.00	-69.00	9.07	0.17	-60.10	-13.00	-47.10	Horizontal
2338.50	-67.89	10.67	0.40	-57.62	-13.00	-44.62	Horizontal
3118.00	-63.12	11.64	0.59	-52.07	-13.00	-39.07	Horizontal
Middle channel							
Frequency (MHz)	Level at antenna terminals (dBm)	Substitute antenna gain (dBi)	Cable Loss (dBi)	Spurous Emission level (dBm)	Limit Line (dBm)	Over Limit (dBm)	Polarization
1564.00	-67.00	9.11	0.18	-58.07	-13.00	-45.07	Vertical
2346.00	-68.01	10.68	0.40	-57.73	-13.00	-44.73	Vertical
3128.00	-63.29	11.66	0.60	-52.23	-13.00	-39.23	Vertical
1564.00	-69.44	9.11	0.18	-60.51	-13.00	-47.51	Horizontal
2346.00	-67.50	10.68	0.40	-57.22	-13.00	-44.22	Horizontal
3128.00	-62.91	11.66	0.60	-51.85	-13.00	-38.85	Horizontal
Highest channel							
Frequency (MHz)	Level at antenna terminals (dBm)	Substitute antenna gain (dBi)	Cable Loss (dBi)	Spurous Emission level (dBm)	Limit Line (dBm)	Over Limit (dBm)	Polarization
1569.00	-66.74	9.15	0.18	-57.77	-13.00	-44.77	Vertical
2353.50	-68.25	10.69	0.41	-57.97	-13.00	-44.97	Vertical
3138.00	-62.88	11.68	0.61	-51.81	-13.00	-38.81	Vertical
1569.00	-69.07	9.15	0.18	-60.10	-13.00	-47.10	Horizontal
2353.50	-67.31	10.69	0.41	-57.03	-13.00	-44.03	Horizontal
3138.00	-63.00	11.68	0.61	-51.93	-13.00	-38.93	Horizontal
Remark: *The emission levels of below 1 GHz are lower than the limit 20dB and not show in test report.*							

Band 13 (10MHz)							
Lowest channel							
Frequency (MHz)	Level at antenna terminals (dBm)	Substitute antenna gain (dBi)	Cable Loss (dBi)	Spurous Emission level (dBm)	Limit Line (dBm)	Over Limit (dBm)	Polarization
1564.00	-67.26	9.11	0.18	-58.33	-13.00	-45.33	Vertical
2346.00	-69.04	10.68	0.40	-58.76	-13.00	-45.76	Vertical
3128.00	-62.00	11.66	0.60	-50.94	-13.00	-37.94	Vertical
1564.00	-69.47	9.11	0.18	-60.54	-13.00	-47.54	Horizontal
2346.00	-67.26	10.68	0.40	-56.98	-13.00	-43.98	Horizontal
3128.00	-63.00	11.66	0.60	-51.94	-13.00	-38.94	Horizontal
Middle channel							
Frequency (MHz)	Level at antenna terminals (dBm)	Substitute antenna gain (dBi)	Cable Loss (dBi)	Spurous Emission level (dBm)	Limit Line (dBm)	Over Limit (dBm)	Polarization
1564.00	-67.51	9.11	0.18	-58.58	-13.00	-45.58	Vertical
2346.00	-68.68	10.68	0.40	-58.40	-13.00	-45.40	Vertical
3128.00	-62.30	11.66	0.60	-51.24	-13.00	-38.24	Vertical
1564.00	-69.76	9.11	0.18	-60.83	-13.00	-47.83	Horizontal
2346.00	-67.33	10.68	0.40	-57.05	-13.00	-44.05	Horizontal
3128.00	-63.00	11.66	0.60	-51.94	-13.00	-38.94	Horizontal
Highest channel							
Frequency (MHz)	Level at antenna terminals (dBm)	Substitute antenna gain (dBi)	Cable Loss (dBi)	Spurous Emission level (dBm)	Limit Line (dBm)	Over Limit (dBm)	Polarization
1564.00	-67.11	9.11	0.18	-58.18	-13.00	-45.18	Vertical
2346.00	-68.20	10.68	0.40	-57.92	-13.00	-44.92	Vertical
3128.00	-62.59	11.66	0.60	-51.53	-13.00	-38.53	Vertical
1564.00	-69.47	9.11	0.18	-60.54	-13.00	-47.54	Horizontal
2346.00	-66.85	10.68	0.40	-56.57	-13.00	-43.57	Horizontal
3128.00	-63.36	11.66	0.60	-52.30	-13.00	-39.30	Horizontal
Remark: *The emission levels of below 1 GHz are lower than the limit 20dB and not show in test report.*							

LTE Band 17 part:

Band 17 (5MHz)							
Lowest channel							
Frequency (MHz)	Level at antenna terminals (dBm)	Substitute antenna gain (dBi)	Cable Loss (dBi)	Spurous Emission level (dBm)	Limit Line (dBm)	Over Limit (dBm)	Polarization
1413.00	-68.12	7.90	0.12	-60.34	-13.00	-47.34	Vertical
2119.50	-68.02	10.37	0.31	-57.96	-13.00	-44.96	Vertical
2826.00	-64.64	11.23	0.54	-53.95	-13.00	-40.95	Vertical
1413.00	-68.86	7.90	0.12	-61.08	-13.00	-48.08	Horizontal
2119.50	-68.84	10.37	0.31	-58.78	-13.00	-45.78	Horizontal
2826.00	-64.42	11.23	0.54	-53.73	-13.00	-40.73	Horizontal
Middle channel							
Frequency (MHz)	Level at antenna terminals (dBm)	Substitute antenna gain (dBi)	Cable Loss (dBi)	Spurous Emission level (dBm)	Limit Line (dBm)	Over Limit (dBm)	Polarization
1420.00	-68.13	7.96	0.14	-60.31	-13.00	-47.31	Vertical
2130.00	-68.07	10.38	0.33	-58.02	-13.00	-45.02	Vertical
2840.00	-64.91	11.24	0.56	-54.23	-13.00	-41.23	Vertical
1420.00	-69.03	7.96	0.14	-61.21	-13.00	-48.21	Horizontal
2130.00	-69.15	10.38	0.33	-59.10	-13.00	-46.10	Horizontal
2840.00	-64.91	11.24	0.56	-54.23	-13.00	-41.23	Horizontal
Highest channel							
Frequency (MHz)	Level at antenna terminals (dBm)	Substitute antenna gain (dBi)	Cable Loss (dBi)	Spurous Emission level (dBm)	Limit Line (dBm)	Over Limit (dBm)	Polarization
1427.00	-68.66	8.02	0.16	-60.80	-13.00	-47.80	Vertical
2140.50	-68.08	10.40	0.34	-58.02	-13.00	-45.02	Vertical
2854.00	-65.13	11.25	0.57	-54.45	-13.00	-41.45	Vertical
1427.00	-68.90	8.02	0.16	-61.04	-13.00	-48.04	Horizontal
2140.50	-69.18	10.40	0.34	-59.12	-13.00	-46.12	Horizontal
2854.00	-65.09	11.25	0.57	-54.41	-13.00	-41.41	Horizontal
Remark: *The emission levels of below 1 GHz are lower than the limit 20dB and not show in test report.*							

Band 17 (10MHz)							
Lowest channel							
Frequency (MHz)	Level at antenna terminals (dBm)	Substitute antenna gain (dBi)	Cable Loss (dBi)	Spurous Emission level (dBm)	Limit Line (dBm)	Over Limit (dBm)	Polarization
1418.00	-69.12	7.94	0.13	-61.31	-13.00	-48.31	Vertical
2127.00	-68.32	10.38	0.32	-58.26	-13.00	-45.26	Vertical
2836.00	-64.69	11.24	0.56	-54.01	-13.00	-41.01	Vertical
1418.00	-68.98	7.94	0.13	-61.17	-13.00	-48.17	Horizontal
2127.00	-69.07	10.38	0.32	-59.01	-13.00	-46.01	Horizontal
2836.00	-65.10	11.24	0.56	-54.42	-13.00	-41.42	Horizontal
Middle channel							
Frequency (MHz)	Level at antenna terminals (dBm)	Substitute antenna gain (dBi)	Cable Loss (dBi)	Spurous Emission level (dBm)	Limit Line (dBm)	Over Limit (dBm)	Polarization
1420.00	-68.74	7.96	0.14	-60.92	-13.00	-47.92	Vertical
2130.00	-68.35	10.38	0.33	-58.30	-13.00	-45.30	Vertical
2840.00	-64.97	11.24	0.56	-54.29	-13.00	-41.29	Vertical
1420.00	-68.56	7.96	0.14	-60.74	-13.00	-47.74	Horizontal
2130.00	-69.28	10.38	0.33	-59.23	-13.00	-46.23	Horizontal
2840.00	-64.65	11.24	0.56	-53.97	-13.00	-40.97	Horizontal
Highest channel							
Frequency (MHz)	Level at antenna terminals (dBm)	Substitute antenna gain (dBi)	Cable Loss (dBi)	Spurous Emission level (dBm)	Limit Line (dBm)	Over Limit (dBm)	Polarization
1422.00	-69.10	7.98	0.15	-61.27	-13.00	-48.27	Vertical
2133.00	-67.89	10.39	0.34	-57.84	-13.00	-44.84	Vertical
2844.00	-65.17	11.24	0.57	-54.50	-13.00	-41.50	Vertical
1422.00	-68.53	7.98	0.15	-60.70	-13.00	-47.70	Horizontal
2133.00	-68.99	10.39	0.34	-58.94	-13.00	-45.94	Horizontal
2844.00	-65.08	11.24	0.57	-54.41	-13.00	-41.41	Horizontal
Remark: *The emission levels of below 1 GHz are lower than the limit 20dB and not show in test report.*							

6.6 Frequency stability V.S. Temperature measurement

Test Requirement:	Part 22.355, Part 24.235, Part 27.54, Part 2.1055(a)(1)(b)
Limit:	±2.5 ppm for Band 5 Within authorized band for Band 2 & 4 & 7 & 12 & 13 & 17
Test setup:	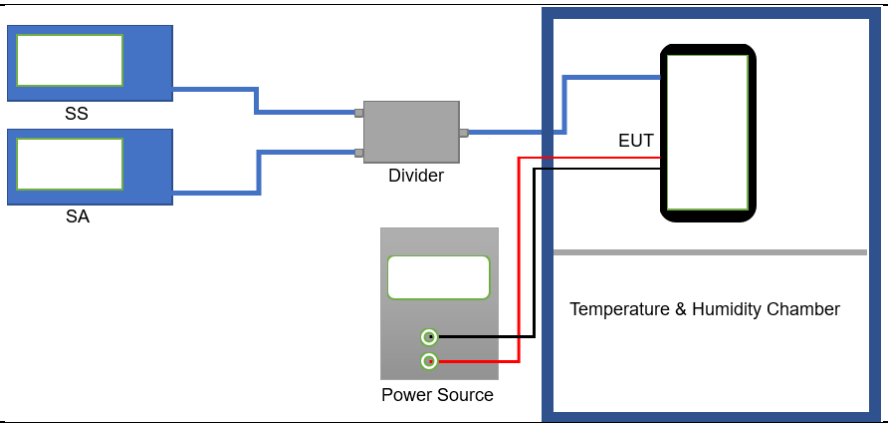
Test procedure:	1. The equipment under test was connected to an external DC power supply and input rated voltage. 2. RF output was connected to a frequency counter or spectrum analyzer via feed through attenuators. 3. The EUT was placed inside the temperature chamber. 4. Set the spectrum analyzer RBW low enough to obtain the desired frequency resolution and measure EUT 25℃ operating frequency as reference frequency. 5. Turn EUT off and set the chamber temperature to –30℃. After the temperature stabilized for approximately 30 minutes recorded the frequency. 6. Repeat step measure with 10℃ increased per stage until the highest temperature of +50℃ reached
Test Instruments:	Refer to section 5.10 for details
Test mode:	Refer to section 5.3 for details
Test results:	Passed

Measurement Data (worst case):

LTE Band 2 part:

Reference Frequency: LTE Band 2 (10MHz) Middle channel=18900 channel=1880.00MHz					
Power supplied (Vdc)	Temperature (℃)	Frequency error		Limit (ppm)	Result
		Hz	ppm		
QPSK					
3.85	-30	178	0.094681	Within authorized band for Band 2	Pass
	-20	168	0.089362		
	-10	159	0.084574		
	0	146	0.077660		
	10	152	0.080851		
	20	137	0.072872		
	30	130	0.069149		
	40	120	0.063830		
	50	170	0.090426		
16QAM					
3.85	-30	174	0.092553	Within authorized band for Band 2	Pass
	-20	167	0.088830		
	-10	160	0.085106		
	0	154	0.081915		
	10	148	0.078723		
	20	140	0.074468		
	30	136	0.072340		
	40	127	0.067553		
	50	118	0.062766		
Note: Only the worst case shown in the report.					

LTE Band 4 part:

Reference Frequency: LTE Band 4 (10MHz) Middle channel=20175 channel=1732.50MHz					
Power supplied (Vdc)	Temperature (℃)	Frequency error		Limit (ppm)	Result
		Hz	ppm		
QPSK					
3.85	-30	173	0.099856	Within authorized band for Band 4	Pass
	-20	165	0.095238		
	-10	158	0.091198		
	0	150	0.086580		
	10	145	0.083694		
	20	139	0.080231		
	30	132	0.076190		
	40	126	0.072727		
	50	115	0.066378		
16QAM					
3.85	-30	170	0.098124	Within authorized band for Band 4	Pass
	-20	136	0.078499		
	-10	129	0.074459		
	0	124	0.071573		
	10	114	0.065801		
	20	141	0.081385		
	30	147	0.084848		
	40	155	0.089466		
	50	163	0.094084		
Note: Only the worst case shown in the report.					

LTE Band 5 part:

Reference Frequency: LTE Band 5 (10MHz) Middle channel=20525 channel=836.50MHz					
Power supplied (Vdc)	Temperature (℃)	Frequency error		Limit (ppm)	Result
		Hz	ppm		
QPSK					
3.85	-30	177	0.211596	±2.5	Pass
	-20	130	0.155409		
	-10	123	0.147041		
	0	118	0.141064		
	10	170	0.203228		
	20	164	0.196055		
	30	155	0.185296		
	40	146	0.174537		
	50	138	0.164973		
16QAM					
3.85	-30	173	0.206814	±2.5	Pass
	-20	127	0.151823		
	-10	122	0.145846		
	0	111	0.132696		
	10	165	0.197250		
	20	156	0.186491		
	30	146	0.174537		
	40	140	0.167364		
	50	133	0.158996		
Note: Only the worst case shown in the report.					

LTE Band 7 part:

Reference Frequency: LTE Band 7 (10MHz) Middle channel=21100 Frequency=2535.00MHz					
Power supplied (Vdc)	Temperature (℃)	Frequency error		Limit (ppm)	Result
		Hz	ppm		
QPSK					
3.85	-30	175	0.069034	Within authorized band for Band 7	Pass
	-20	152	0.059961		
	-10	145	0.057199		
	0	139	0.054832		
	10	168	0.066272		
	20	124	0.048915		
	30	113	0.044576		
	40	132	0.052071		
	50	160	0.063116		
16QAM					
3.85	-30	171	0.067456	Within authorized band for Band 7	Pass
	-20	150	0.059172		
	-10	143	0.056410		
	0	137	0.054043		
	10	162	0.063905		
	20	125	0.049310		
	30	130	0.051282		
	40	112	0.044181		
	50	157	0.061933		
Note: Only the worst case shown in the report.					

LTE Band 12 part:

Reference Frequency: LTE Band 12 (10MHz) Middle channel=23095 channel=707.50MHz					
Power supplied (Vdc)	Temperature (℃)	Frequency error		Limit (ppm)	Result
		Hz	ppm		
QPSK					
3.85	-30	180	0.254417	Within authorized band for Band 12	Pass
	-20	158	0.223322		
	-10	134	0.189399		
	0	151	0.213428		
	10	143	0.202120		
	20	173	0.244523		
	30	124	0.175265		
	40	115	0.162544		
	50	165	0.233216		
16QAM					
3.85	-30	176	0.248763	Within authorized band for Band 12	Pass
	-20	152	0.214841		
	-10	146	0.206360		
	0	134	0.189399		
	10	167	0.236042		
	20	140	0.197880		
	30	128	0.180919		
	40	120	0.169611		
	50	160	0.226148		
Note: Only the worst case shown in the report.					

LTE Band 13 part:

Reference Frequency: LTE Band 13 (10MHz) Middle channel=23230 channel=782.00MHz					
Power supplied (Vdc)	Temperature (℃)	Frequency error		Limit (ppm)	Result
		Hz	ppm		
QPSK					
3.85	-30	177	0.226343	±2.5	Pass
	-20	156	0.199488		
	-10	140	0.179028		
	0	132	0.168798		
	10	150	0.191816		
	20	170	0.217391		
	30	120	0.153453		
	40	110	0.140665		
	50	162	0.207161		
16QAM					
3.85	-30	172	0.219949	±2.5	Pass
	-20	160	0.204604		
	-10	153	0.195652		
	0	146	0.186701		
	10	165	0.210997		
	20	139	0.177749		
	30	124	0.158568		
	40	133	0.170077		
	50	119	0.152174		
Note: Only the worst case shown in the report.					

LTE Band 17 part:

Reference Frequency: LTE Band 17 (10MHz) Middle channel=23790 channel=710.00MHz					
Power supplied (Vdc)	Temperature (℃)	Frequency error		Limit (ppm)	Result
		Hz	ppm		
QPSK					
3.85	-30	171	0.240845	Within authorized band for Band 17	Pass
	-20	142	0.200000		
	-10	136	0.191549		
	0	124	0.174648		
	10	165	0.232394		
	20	130	0.183099		
	30	157	0.221127		
	40	115	0.161972		
	50	150	0.211268		
16QAM					
3.85	-30	168	0.236620	Within authorized band for Band 17	Pass
	-20	151	0.212676		
	-10	147	0.207042		
	0	135	0.190141		
	10	128	0.180282		
	20	160	0.225352		
	30	140	0.197183		
	40	120	0.169014		
	50	112	0.157746		
Note: Only the worst case shown in the report.					

6.7 Frequency stability V.S. Voltage measurement

Test Requirement:	Part 22.355, Part 24.235, Part 27.54, Part 2.1055(d)(2)
Limit:	±2.5 ppm for Band 5 Within authorized band for Band 2 & 4 & 7 & 12 & 13 & 17
Test setup:	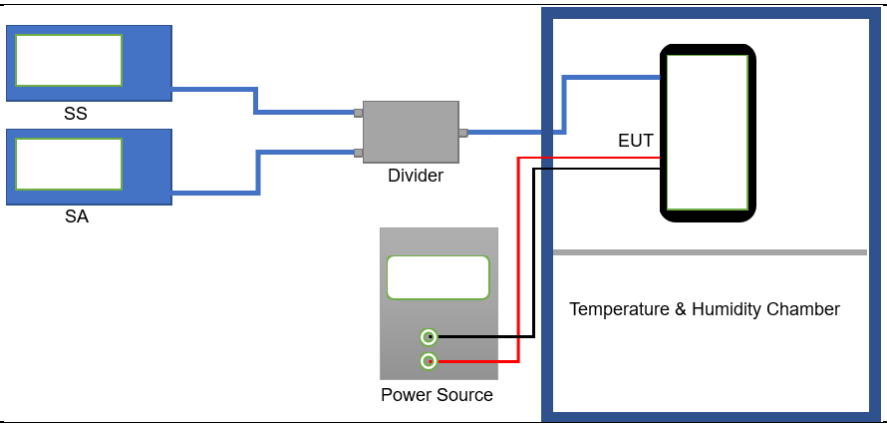
Test procedure:	1. Set chamber temperature to 25℃. Use a variable DC power source to power the EUT and set the voltage to rated voltage. 2. Set the spectrum analyzer RBW low enough to obtain the desired frequency resolution and recorded the frequency. 3. Reduce the input voltage to specify extreme voltage variation (+/-15%) and endpoint, record the maximum frequency change.
Test Instruments:	Refer to section 5.10 for details
Test mode:	Refer to section 5.3 for details
Test results:	Passed

Measurement Data (worst case):

LTE Band 2 part:

Reference Frequency: LTE Band 2(10MHz) Middle channel=18900 channel=1880.00MHz					
Temperature (℃)	Power supplied (Vdc)	Frequency error		Limit (ppm)	Result
		Hz	ppm		
QPSK					
25	4.40	80	0.042553	Within authorized band for Band 2	Pass
	3.85	70	0.037234		
	3.50	60	0.031915		
16QAM					
25	4.40	76	0.040426	Within authorized band for Band 2	Pass
	3.85	50	0.026596		
	3.50	64	0.034043		
Note: Only the worst case shown in the report.					

LTE Band 4 part:

Reference Frequency: LTE Band 4(10MHz) Middle channel=20175 channel=1732.50MHz					
Temperature (℃)	Power supplied (Vdc)	Frequency error		Limit (ppm)	Result
		Hz	ppm		
QPSK					
25	4.35	89	0.051371	Within authorized band for Band 4	Pass
	3.80	73	0.042136		
	3.50	54	0.031169		
16QAM					
25	4.40	82	0.047330	Within authorized band for Band 4	Pass
	3.85	73	0.042136		
	3.50	55	0.031746		
Note: Only the worst case shown in the report.					

LTE Band 5 part:

Reference Frequency: LTE Band 5(10MHz) Middle channel=20525 channel=836.50MHz					
Temperature (℃)	Power supplied (Vdc)	Frequency error		Limit (ppm)	Result
		Hz	ppm		
QPSK					
25	4.40	90	0.107591	±2.5	Pass
	3.85	76	0.090855		
	3.50	57	0.068141		
16QAM					
25	4.40	87	0.104005	±2.5	Pass
	3.85	76	0.090855		
	3.50	65	0.077705		
Note: Only the worst case shown in the report.					

LTE Band 7 part:

Reference Frequency: LTE Band 7(10MHz) Middle channel=21100 Frequency=2535.00MHz					
Temperature (℃)	Power supplied (Vdc)	Frequency error		Limit (ppm)	Result
		Hz	ppm		
QPSK					
25	4.40	88	0.034714	Within authorized band for Band 7	Pass
	3.85	77	0.030375		
	3.50	65	0.025641		
16QAM					
25	4.40	80	0.031558	Within authorized band for Band 7	Pass
	3.85	65	0.025641		
	3.50	57	0.022485		
Note: Only the worst case shown in the report.					

LTE Band 12 part:

Reference Frequency: LTE Band 12(10MHz) Middle channel=23095 channel=707.50MHz					
Temperature (℃)	Power supplied (Vdc)	Frequency error		Limit (ppm)	Result
		Hz	ppm		
QPSK					
25	4.40	86	0.121555	Within authorized band for Band 12	Pass
	3.85	75	0.106007		
	3.50	54	0.076325		
16QAM					
25	4.40	81	0.114488	Within authorized band for Band 12	Pass
	3.85	69	0.097527		
	3.50	53	0.074912		
Note: Only the worst case shown in the report.					

LTE Band 13 part:

Reference Frequency: LTE Band 13(10MHz) Middle channel=23230 channel=782.00MHz					
Temperature (℃)	Power supplied (Vdc)	Frequency error		Limit (ppm)	Result
		Hz	ppm		
QPSK					
25	4.40	83	0.106138	±2.5	Pass
	3.85	74	0.094629		
	3.50	62	0.079284		
16QAM					
25	4.40	79	0.101023	±2.5	Pass
	3.85	60	0.076726		
	3.50	50	0.063939		
Note: Only the worst case shown in the report.					

LTE Band 17 part:

Reference Frequency: LTE Band 17(10MHz) Middle channel=23790 channel=710.00MHz					
Temperature (℃)	Power supplied (Vdc)	Frequency error		Limit (ppm)	Result
		Hz	ppm		
QPSK					
25	4.40	86	0.121127	Within authorized band for Band 17	Pass
	3.85	70	0.098592		
	3.50	59	0.083099		
16QAM					
25	4.40	80	0.112676	Within authorized band for Band 17	Pass
	3.85	68	0.095775		
	3.50	57	0.080282		
Note: Only the worst case shown in the report.					