




12. SETUP PHOTOS

RADIATED EMISSION BELOW 30 MHz





RADIATED EMISSION ABOVE 30 MHz

RADIATED EMISSIONS ABOVE 30 MHz



AC MAINS LINE CONDUCTED EMISSION

LINE CONDUCTED EMISSION



FREQUENCY TOLERANCE OVER EXTREME CONDITIONS



END OF REPORT