

**TEST REPORT**  
**CBSD-SAS Interoperability****Applicant Name:**Netcomm Wireless Limited  
18-20 Orion Road  
Lane Cove NSW 2066,  
Sydney Australia**Date of Testing:**

8/1 – 9/6/2019

**Test Site/Location:**

PCTEST Lab. Columbia, MD, USA

**Test Report Serial No.:**

1M1907090120-03-R4.XIA

**FCC ID:****XIA-IFWA661****APPLICANT:****NETCOMM WIRELESS LIMITED****Application Type:**

Certification

**Model:**

IFWA-661,

**Additional Model:**

OWAR1-35

**EUT Type:**

Outdoor LTE Router

**Frequency Range:**

3550 – 3700 MHz

**FCC Classification:**

Citizens Band Category A and B Devices (CBD)

**FCC Rule Part(s):**


Part 96



**Test Procedure(s):**KDB 940660 D01 v02, KDB 940660 D02 v01, WINNF-TS-0122-V1.0.0,  
CBRS-TS-9001 V.1.0.0, [WINNF-19-IN-00033] CBRS CPE-CBSD as UUT  
Test Guidelines Version V1.0

This revised Test Report (S/N: 1M1907090120-03-R4.XIA) supersedes and replaces the previously issued test report (S/N: 1M1907090120-03-R3.XIA) on the same subject device for the same type of testing as indicated. Please discard or destroy the previously issued test report(s) and dispose of it accordingly.

This equipment has been shown to be capable of compliance with the applicable technical standards as indicated in the measurement report and was tested in accordance with the measurement procedures specified in the test procedures listed above. Test results reported herein relate only to the item(s) tested.



I attest to the accuracy of data. All measurements reported herein were performed by me or were made under my supervision and are correct to the best of my knowledge and belief. I assume full responsibility for the completeness of these measurements and vouch for the qualifications of all persons taking them.

  
Randy Ortanez  
President

<b>FCC ID:</b> XIA-IFWA661		<b>MEASUREMENT REPORT (CERTIFICATION)</b>	 <b>NetComm</b>	<b>Approved by:</b> Quality Manager
<b>Test Report S/N:</b> 1M1907090120-03-R4.XIA	<b>Test Dates:</b> 8/1 – 9/6-2019	<b>EUT Type:</b> Outdoor LTE Router		Page 1 of 14

## T A B L E O F C O N T E N T S

1.0	INTRODUCTION.....	3
1.1	Scope.....	3
1.2	PCTEST Test Location .....	3
1.3	Test Facility / Accreditations .....	3
2.0	PRODUCT INFORMATION .....	4
2.1	Equipment Description .....	4
2.2	Device Capabilities .....	4
2.3	Test Configuration .....	4
2.4	Modifications .....	4
3.0	TEST EQUIPMENT CALIBRATION DATA.....	5
4.0	ENVIRONMENTAL CONDITIONS .....	6
5.0	EVALUATION PROCEDURE .....	7
6.0	TEST Summary.....	8
6.1	Summary .....	8
7.0	CONCLUSION .....	10
	APPENDIX A - RF Power Measurements .....	11
	APPENDIX B – CPE-CBSD INITIAL SAS COMMUNICATIONS duty cycle (x OF y) .....	12
	APPENDIX c – TEST LOGS.....	14

<b>FCC ID:</b> XIA-IFWA661		<b>MEASUREMENT REPORT (CERTIFICATION)</b>		<b>Approved by:</b> Quality Manager
<b>Test Report S/N:</b> 1M1907090120-03-R4.XIA	<b>Test Dates:</b> 8/1 – 9/6-2019	<b>EUT Type:</b> Outdoor LTE Router		Page 2 of 14

## 1.0 INTRODUCTION

### 1.1 Scope

Measurement and determination of compliance with the technical rules and regulations of the Federal Communications Commission.



### 1.2 PCTEST Test Location

These measurement tests were conducted at the PCTEST Engineering Laboratory, Inc. facility located at 7185 Oakland Mills Road, Columbia, MD 21046.

### 1.3 Test Facility / Accreditations

**Measurements were performed at PCTEST Engineering Lab located in Columbia, MD 21046, U.S.A.**

- PCTEST is a CBRS Alliance (OnGo) Approved Test Lab
- PCTEST is a WinnForum Approved Test Lab
- PCTEST is an ISO 17025-2005 accredited test facility under the American Association for Laboratory Accreditation (A2LA) with Certificate number 2041.01 for CBRS Alliance Certification Test Plan and WinnForum Conformance and Performance Test Technical Standard.
- PCTEST is an ISO 17025-2005 accredited test facility under the American Association for Laboratory Accreditation (A2LA) with Certificate number 2041.01 for Specific Absorption Rate (SAR), Hearing Aid Compatibility (HAC) testing, where applicable, and Electromagnetic Compatibility (EMC) testing for FCC and Innovation, Science, and Economic Development Canada rules.
- PCTEST TCB is a Telecommunication Certification Body (TCB) accredited to ISO/IEC 17065-2012 by A2LA (Certificate number 2041.03) in all scopes of FCC Rules and ISSED Standards (RSS).
- PCTEST facility is a registered (2451B) test laboratory with the site description on file with ISSED.

<b>FCC ID:</b> XIA-IFWA661		<b>MEASUREMENT REPORT (CERTIFICATION)</b>		<b>Approved by:</b> Quality Manager
<b>Test Report S/N:</b> 1M1907090120-03-R4.XIA	<b>Test Dates:</b> 8/1 – 9/6-2019	<b>EUT Type:</b> Outdoor LTE Router		Page 3 of 14

## 2.0 PRODUCT INFORMATION

### 2.1 Equipment Description

The Equipment Under Test (EUT) is the Netcomm Wireless Limited Residential Gateway **FCC ID: XIA-IFWA661**. The test data contained in this report pertains only to CBSD-SAS interoperability. The EUT is not a Domain Proxy. The EUT will register with a SAS when operating below 23dBm.

**Test Device Serial Number(s):** 25JUL-1

**Test Device Hardware Version:** 1.4

**Test Device Software Version:** 1.1.26.4

### 2.2 Device Capabilities

This device contains the following capabilities:

LTE Band 30, 48

This device supports the following conditional features:

	Conditional Test Case Definitions	Supported
<b>C1</b>	Mandatory for UUT which supports multi-step registration message	<input checked="" type="checkbox"/>
<b>C2</b>	Mandatory for UUT which supports single-step registration with no CPI-signed data in the registration message. By definition, this is a subset of Category A devices which determine all registration information, including location, without CPI intervention.	<input type="checkbox"/>
<b>C3</b>	Mandatory for UUT which supports single-step registration containing CPI-signed data in the registration message.	<input checked="" type="checkbox"/>
<b>C4</b>	Mandatory for UUT which supports RECEIVED_POWER_WITHOUT_GRANT measurement report type.	<input type="checkbox"/>
<b>C5</b>	Mandatory for UUT which supports RECEIVED_POWER_WITH_GRANT measurement report type.	<input type="checkbox"/>
<b>C6</b>	Mandatory for UUT which supports parameter change being made at the UUT and prior to sending a deregistration	<input type="checkbox"/>



**Table 2-1. Conditional Features**

### 2.3 Test Configuration

Test configuration is setup per [WINNF-19-IN-00033] CBRS CPE-CBSD as UUT Test Guidelines Version V1.0. The EUT was connected to the SAS Test Harness developed by WINNF WG4-CBSD. The BTS-CBSD used is the Ruckus Q710 (FCC ID: S9GQ910US00). The latest version of the SAS Test Harness (V1.0.0.2) provided by CBRS Alliance was used for BTS-CBSD and CPE-CBSD. The SAS Test Harnesses are synchronized to UTC time.

### 2.4 Modifications

No modifications were made to EUT during testing.



<b>FCC ID:</b> XIA-IFWA661		<b>MEASUREMENT REPORT (CERTIFICATION)</b>		<b>Approved by:</b> Quality Manager
<b>Test Report S/N:</b> 1M1907090120-03-R4.XIA	<b>Test Dates:</b> 8/1 – 9/6-2019	<b>EUT Type:</b> Outdoor LTE Router		Page 4 of 14

### 3.0 TEST EQUIPMENT CALIBRATION DATA

Test Equipment Calibration is traceable to the National Institute of Standards and Technology (NIST).



Manufacturer	Model	Description	Cal Date	Cal Interval	Cal Due	Serial Number
Agilent	N9030A	PXA Signal Analyzer	6/12/2019	Annual	6/12/2020	MY52350166
Dell	Latitude 5580	Test Harness Laptop	N/A	N/A	N/A	N/A
AA-MCS	PWD-2W-0.5-6G-10W-SF	2-Way Power Divider/Combiner	2/20/2019	Annual	2/20/2020	1020 - 004
Weinschel	4T-20	20dB Attenuator	2/20/2019	Annual	2/20/2020	N/A
Seekonk	NC-100	Torque Wrench	5/4/2018	2 year	5/4/2020	N/A
Agilent HP	6032A	AutoRanging System Power Supply	N/A	N/A	N/A	N/A

**Table 3-1 Annual Test Equipment Calibration Schedule**

FCC ID: XIA-IFWA661		MEASUREMENT REPORT (CERTIFICATION)		Approved by: Quality Manager
Test Report S/N: 1M1907090120-03-R4.XIA	Test Dates: 8/1 – 9/6-2019	EUT Type: Outdoor LTE Router		Page 5 of 14

## 4.0 ENVIRONMENTAL CONDITIONS



The temperature is controlled within range of 15°C to 35°C. The relative humidity is controlled within range of 10% to 75%. The atmospheric pressure is monitored within the range 86-106kPa (860-1060mbar).

<b>FCC ID:</b> XIA-IFWA661		<b>MEASUREMENT REPORT (CERTIFICATION)</b>		<b>Approved by:</b> Quality Manager
<b>Test Report S/N:</b> 1M1907090120-03-R4.XIA	<b>Test Dates:</b> 8/1 – 9/6-2019	<b>EUT Type:</b> Outdoor LTE Router		Page 6 of 14

## 5.0 EVALUATION PROCEDURE

The measurement procedure described in KDB 940660 D01 v01 and WINNF-TS-0122-V1.0.0 was used in the measurement of the EUT.

Deviation from measurement procedure.....None

FCC ID: XIA-IFWA661		MEASUREMENT REPORT (CERTIFICATION)		Approved by: Quality Manager
Test Report S/N: 1M1907090120-03-R4.XIA	Test Dates: 8/1 – 9/6-2019	EUT Type: Outdoor LTE Router		Page 7 of 14

© 2019 PCTEST Engineering Laboratory, Inc.

All rights reserved. Unless otherwise specified, no part of this report may be reproduced or utilized in any part, form or by any means, electronic or mechanical, including photocopying and microfilm, without permission in writing from PCTEST Engineering Laboratory, Inc. If you have any questions about this international copyright or have an enquiry about obtaining additional rights to this report or assembly of contents thereof, please contact [INFO@PCTEST.COM](mailto:INFO@PCTEST.COM).

V1.0

## 6.0 TEST SUMMARY



### 6.1 Summary

Company Name: Netcomm Wireless Limited

FCC ID: XIA-IFWA661

**Table 6-1. Summary of Test Results**

FCC Part Section(s)	KDB940660 D01 Section 3.3 a)	Test Case Description	WinnForum Test Case	Test Result
96.39 (c)	1	Confirm that the device will only transmit after it receives authorization from a SAS	WINNF.FT.C.REG.1 WINNF.FT.C.REG.5 WINNF.FT.C.REG.8 WINNF.FT.C.REG.10 WINNF.FT.C.REG.12 WINNF.FT.C.REG.14 WINNF.FT.C.REG.16 WINNF.FT.C.REG.18 WINNF.FT.C.GRA.1 WINNF.FT.C.GRA.2	Pass
96.39 (c)	2	Check the device registration and authorization with the SAS – determine if the device behaves appropriately for successful and unsuccessful registrations. The device should not be transmitting without authorization from the SAS.	WINNF.FT.C.REG.1 WINNF.FT.C.REG.8 WINNF.FT.C.REG.10 WINNF.FT.C.REG.12 WINNF.FT.C.REG.14 WINNF.FT.C.REG.16 WINNF.FT.C.REG.18	Pass
96.39(c)(1)	3	Confirm that the device changes its operating power and/or channel in response to a command from the SAS.	WINNF.FT.C.HBT.1	Pass
96.39	4	Confirm that the device correctly configures based on the different license classes	N/A	Pass
96.39(c)(1)	5	Confirm that the device transmits at a power level less than or equal to the maximum power level approved by the SAS.	WINNF.PT.C.HBT	Pass
96.39(b)(c)	6	Confirm that the device transmits with a bandwidth less than or equal to the SAS specified bandwidth.	WINNF.FT.C.HBT.1	Pass
96.39(c)(2)	7	Confirm that the device transmits on the SAS specified frequency.	WINNF.FT.C.HBT.1	Pass
96.39(c)(2)	8	Confirm that the device stops transmission in response to a command from the SAS, within a period as required by Part 96.	WINNF.FT.C.HBT.3 WINNF.FT.C.HBT.4 WINNF.FT.C.HBT.5 WINNF.FT.C.HBT.6 WINNF.FT.C.HBT.7 WINNF.FT.C.HBT.9 WINNF.FT.C.HBT.10 WINNF.FT.C.RLQ.1 WINNF.FT.C.DRG.1	Pass



FCC ID: XIA-IFWA661		MEASUREMENT REPORT (CERTIFICATION)		Approved by: Quality Manager
Test Report S/N: 1M1907090120-03-R4.XIA	Test Dates: 8/1 – 9/6-2019	EUT Type: Outdoor LTE Router		Page 8 of 14

**Table 6-2. Summary of Test Results (continued)**

96.39 (c)	9	Confirm that the device sends measurements data in response to the command from the SAS.	WINNF.FT.C.HBT.1	Pass
96.39(a)	10	For devices with geo-location, confirm that it notifies the SAS of a new location when it is beyond the required distance parameter ( $\pm 50$ m) within the required time frame.	N/A	N/A
96.39 (c)	11	Confirm that the device is capable of reporting the signal level (measurement data) and frequency to SAS.	WINNF.FT.C.HBT.1	Pass
96E	12	When CBSDs communicate through a management system, confirm compliance with all requirements	N/A	Pass
96.39	13	When communication between the CBSD and SAS is lost: i) Describe how the CBSD would react if the communications between the device and the SAS is lost. Confirm that the CBSD stops transmission once it loses the link to the SAS. ii) Describe the process for re-establishment of the communications and confirm that the CBSD acts accordingly. iii) Confirm power-on restart process for registration (re-registration) occurs as expected. iv) Confirm the process for de-registration occurs as expected.	WINNF.FT.C.HBT.9 WINNF.FT.C.HBT.10	Pass
96.39(f)	KDB940660 D01 Section 4	SAS and Device Security Requirements	WINNF.FT.C.SCS.1 WINNF.FT.C.SCS.2 WINNF.FT.C.SCS.3 WINNF.FT.C.SCS.4 WINNF.FT.C.SCS.5	Pass



**Notes:**

- Test cases denoted as “N/A” in the table above are not applicable to the EUT and are either Optional or Conditional per Section 6 of WINNF-TS-0122.
- During testing, the device was configured to output only on the main antenna output. This port was monitored during testing.
- Please see Appendices for test data.

FCC ID: XIA-IFWA661		MEASUREMENT REPORT (CERTIFICATION)		Approved by: Quality Manager
Test Report S/N: 1M1907090120-03-R4.XIA	Test Dates: 8/1 – 9/6-2019	EUT Type: Outdoor LTE Router		Page 9 of 14

## 7.0 CONCLUSION

The data collected relate only to the item(s) tested and show that the Netcomm Wireless Limited Residential Gateway **FCC ID: XIA-IFWA661** has been tested to show compliance with Part 96 and KDB 940660.

<b>FCC ID:</b> XIA-IFWA661		<b>MEASUREMENT REPORT (CERTIFICATION)</b>		<b>Approved by:</b> Quality Manager
<b>Test Report S/N:</b> 1M1907090120-03-R4.XIA	<b>Test Dates:</b> 8/1 – 9/6-2019	<b>EUT Type:</b> Outdoor LTE Router		Page 10 of 14



## APPENDIX A - RF POWER MEASUREMENTS

Testing is performed per KDB 971168 D01 and across the transmit dynamic range of 32dBm/MHz to 13dBm/MHz for 20MHz Bandwidth.

Using a CMW500, the UUT was configured to transmit at maximum power from the main antenna. The EIRP was calculated by summing the conducted power level and antenna gain.

Frequency [MHz]	Bandwidth [MHz]	SAS Granted maxEIRP [dBm/MHz]	Conducted PSD [dBm/MHz]	Ant Gain [dBi]	Calculated EIRP [dBm/MHz]	Margin [dB]
3625 (mid)	20	32	8.46	19.00	27.46	-4.54
3625 (mid)	20	22	-0.98	19.00	18.02	-3.98
3625 (mid)	20	13	-8.53	19.00	10.47	-2.53
3560 (low)	20	32	9.65	19.00	28.65	-3.35
3690 (High)	20	32	6.80	19.00	25.80	-6.20

**Table A-1 RF Output Power Measurements (WINNF.PT.C.HBT.1)**

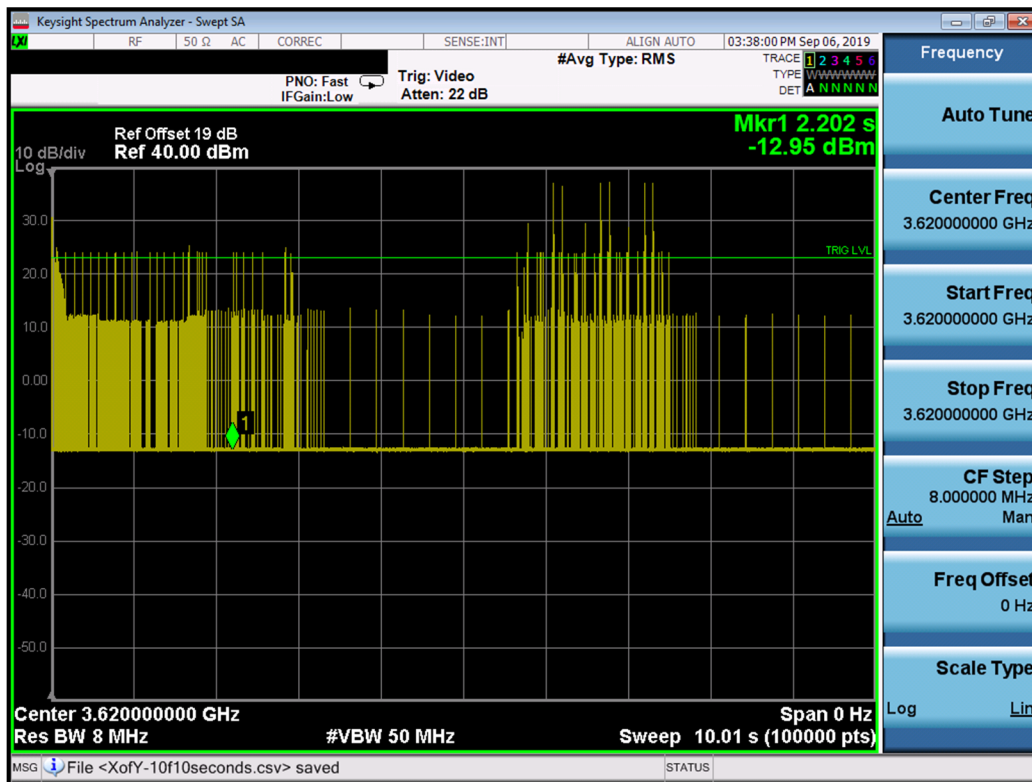
FCC ID: XIA-IFWA661		MEASUREMENT REPORT (CERTIFICATION)		Approved by: Quality Manager
Test Report S/N: 1M1907090120-03-R4.XIA	Test Dates: 8/1 – 9/6-2019	EUT Type: Outdoor LTE Router		Page 11 of 14

## APPENDIX B – CPE-CBSD INITIAL SAS COMMUNICATIONS DUTY CYCLE (X OF Y)

Testing is performed per [WINNF-19-IN-00033] CBRS CPE-CBSD as UUT Test Guidelines Version V1.0. Using spectrum analyzer, time domain sweeps were performed at each time duration: 10s, 300s, and 3600s. Test data reported herein verifies that the EUT operates below 23 dBm prior to registration with the SAS. Aggregate time of operations above 23dBm are shown in table below and compliant with D02 of KDB 940660.

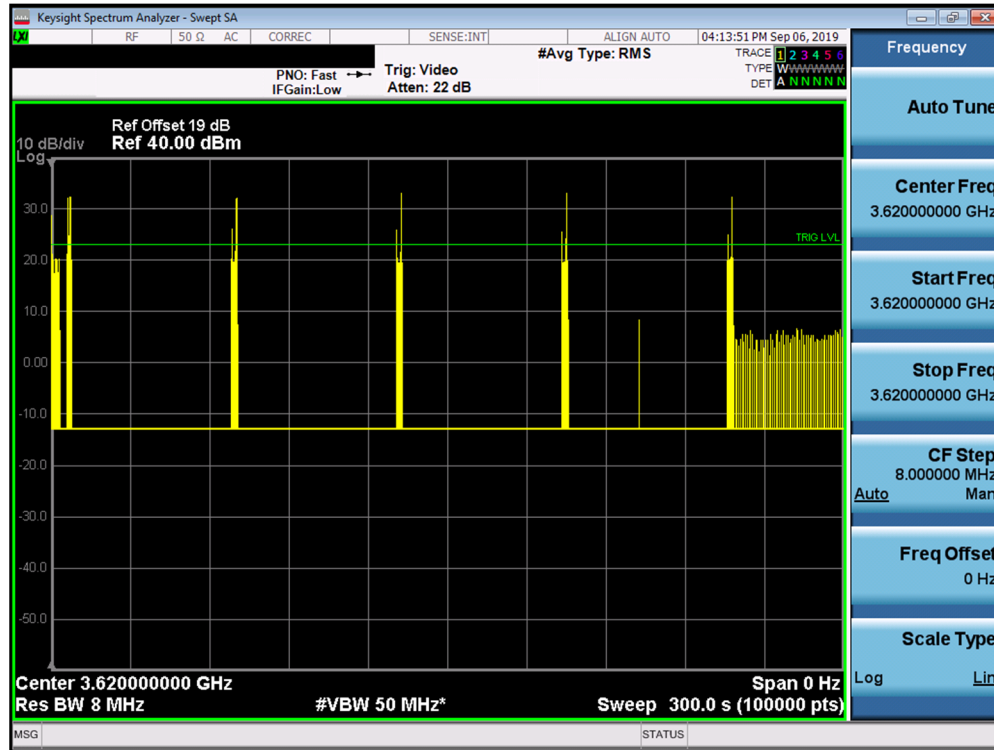
Time allowed per KDB	Aggregate amount of time > 23dBm
1s of 10s period	0.08s
10s of 300s period	0.123s
20s of 3600s period	3.312s

**Table B-1 Duty Cycle (X of Y) Measurements**

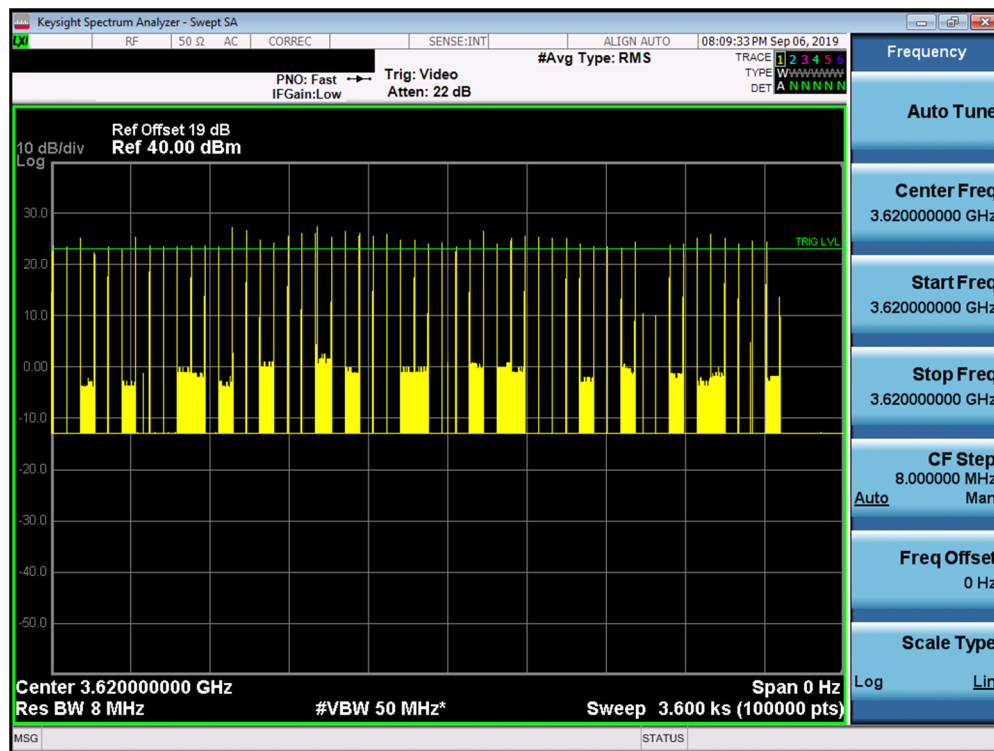


**Plot B-1 Time Domain X of Y Data (10s Period)**

FCC ID: XIA-IFWA661	<b>PCTEST</b> ENGINEERING LABORATORY, INC.	MEASUREMENT REPORT (CERTIFICATION)		Approved by: Quality Manager
Test Report S/N: 1M1907090120-03-R4.XIA	Test Dates: 8/1 – 9/6-2019	EUT Type: Outdoor LTE Router		Page 12 of 14



Plot B-2 Time Domain X of Y Data (300s Period)





























Plot B-3 Time Domain X of Y Data (3600s Period)

FCC ID: XIA-IFWA661	<b>MEASUREMENT REPORT</b> (CERTIFICATION)		<b>Approved by:</b> Quality Manager
Test Report S/N: 1M1907090120-03-R4.XIA	Test Dates: 8/1 - 9/6-2019	EUT Type: Outdoor LTE Router	Page 13 of 14

## APPENDIX C – TEST LOGS

Logs are available upon request

 winnf.ft.c.drg.1_2019-08-06T20.50.49Z.log Text Document	 winnf.ft.c.gra.1_2019-08-06T16.48.51Z.log Text Document	 winnf.ft.c.gra.2_2019-08-06T16.49.40Z.log Text Document
 winnf.ft.c.hbt.1_2019-08-06T16.50.44Z.log Text Document	 winnf.ft.c.hbt.3_2019-08-06T17.45.38Z.log Text Document	 winnf.ft.c.hbt.4_2019-08-06T19.57.54Z.log Text Document
 winnf.ft.c.hbt.5_2019-08-06T20.22.49Z.log Text Document	 winnf.ft.c.hbt.6_2019-08-06T20.25.02Z.log Text Document	 winnf.ft.c.hbt.7_2019-08-06T20.29.58Z.log Text Document
 winnf.ft.c.hbt.9_2019-08-06T20.33.57Z.log Text Document	 winnf.ft.c.hbt.10_2019-08-06T20.38.28Z.log Text Document	 winnf.ft.c.reg.1_2019-08-06T15.40.59Z.log Text Document
 winnf.ft.c.reg.1_2019-08-07T15.24.06Z.log Text Document	 winnf.ft.c.reg.1_2019-08-08T14.13.34Z.log Text Document	 winnf.ft.c.reg.1_2019-08-08T14.27.19Z.log Text Document
 winnf.ft.c.reg.1_2019-08-08T19.18.56Z.log Text Document	 winnf.ft.c.reg.5_2019-08-06T16.32.19Z.log Text Document	 winnf.ft.c.reg.8_2019-08-06T16.37.11Z.log Text Document
 winnf.ft.c.reg.10_2019-08-06T16.38.56Z.log Text Document	 winnf.ft.c.reg.12_2019-08-06T16.41.07Z.log Text Document	 winnf.ft.c.reg.14_2019-08-06T16.43.57Z.log Text Document
 winnf.ft.c.reg.16_2019-08-06T16.45.39Z.log Text Document	 winnf.ft.c.reg.18_2019-08-06T16.46.31Z.log Text Document	 winnf.ft.c.rlq.1_2019-08-06T21.30.55Z.log Text Document

FCC ID: XIA-IFWA661		MEASUREMENT REPORT (CERTIFICATION)		Approved by: Quality Manager
Test Report S/N: 1M1907090120-03-R4.XIA	Test Dates: 8/1 – 9/6-2019	EUT Type: Outdoor LTE Router		Page 14 of 14